



Province of the
EASTERN CAPE
EDUCATION



ANNUAL PERFORMANCE PLAN

2023-2024



Province of the
EASTERN CAPE
EDUCATION



TABLE OF CONTENTS

ACRONYMS	3
EXECUTIVE AUTHORITY STATEMENT	5
ACCOUNTING OFFICER STATEMENT	7
OFFICIAL SIGN OFF	9
PART A: OUR MANDATE	11
1. UPDATES TO THE RELEVANT LEGISLATIVE AND POLICY MANDATE	12
1.1 UPDATES TO THE RELEVANT LEGISLATIVE	12
1.2 POLICY MANDATES	15
2. UPDATES TO INSTITUTIONAL POLICIES AND STRATEGIES	19
2.1 INSTITUTIONAL POLICIES	19
2.2 INSTITUTIONAL STRATEGIES	21
PART B: OUR STRATEGIC FOCUS	32
VISION	33
MISSION	33
VALUES	33
2. UPDATED SITUATIONAL ANALYSIS	34
2.1 EXTERNAL ENVIRONMENT ANALYSIS	35
2.2 INTERNAL ENVIRONMENT ANALYSIS	40
PART C: MEASURING OUR PERFORMANCE	51
1. PROGRAMME 1: ADMINISTRATION	53
2. PROGRAMME 2: PUBLIC ORDINARY SCHOOL EDUCATION	60
3. PROGRAMME 3: INDEPENDENT SCHOOL SUBSIDIES	67
4. PROGRAMME 4: PUBLIC SPECIAL SCHOOL EDUCATION	71
5. PROGRAMME: 5 EARLY CHILDHOOD DEVELOPMENT	75
6. PROGRAMME 6 : INFRASTRUCTURE DEVELOPMENT	80
7. PROGRAMME 7: EXAMINATIONS AND EDUCATION RELATED SERVICES	88
PART D: TECHNICAL INDICATOR DESCRIPTIONS (TIDS)	93
ANNEXURES TO THE ANNUAL PERFORMANCE PLAN	117
ANNEXURE A: AMENDMENTS TO THE STRATEGIC PLAN	118
ANNEXURE B: CONDITIONAL GRANTS	118
ANNEXURE C: CONSOLIDATED INDICATORS	122
ANNEXURE D: DISTRICT DEVELOPMENT MODEL	124



ACRONYMS

Acronyms	Description
AAC	Autism Alternative and Augmentative Communication
AET	Adult Education and Training
AIDS	Acquired Immune Deficiency Syndrome
AIP	Audit Improvement Plan
CAPS	Curriculum and Assessment Policy Statements
CEM	Council of Education Ministers
CFO	Chief Financial Officer
CMC	Circuit Management Centre
COGTA	Department of Cooperative Governance and Traditional Affairs
CSLP	Circuit School Landscape Plans
DBE	Department of Basic Education
DDD	Data Driven District
DRPW	Department of Roads and Public Works
EAP	Environment Assessment Practitioners
ECD	Early Childhood Development
ECDC	Eastern Cape Development Corporation
ECDoE	Eastern Cape Department of Education
EDO	Education Development Officers
EDD	Electronic Document Delivery System
EE	Employment Equity
EFMS	Education Facilities Management System
EGRA	Early Grade Reading Assessment
EIG	Education Infrastructure Grant
EMIS	Education Management Information System
EPWP	Expanded Public Works Programme
ESTP	Education System Transformation Plan
FET	Further Education and Training
FP	Foundation Phase
GEC	General Education Certificate
GET	General Education and Training
HEI	Higher Education Institution
HIV	Human Immune-Deficiency Virus
HOD	Head of Department
HR	Human Resources
HRD	Human Resources Development
ICT	Information and Communication Technology
IRM	Treasury Infrastructure Reporting Module
IA	Implementing Agent
ICU	Internal Control Unit
IT	Information Technology
IDMS	Infrastructure Delivery Management System
IPIP	Infrastructure Programme Implementation Plans
IPMP	Infrastructure Programme Management Plan
IQMS	Integrated Quality Management System
LAIS	Learner Attainment Improvement Strategy
LSEN	Learners with Special Education Needs
LTSM	Learning and Teaching Support Materials
MEC	Member of Executive Council
MST	Mathematics, Science and Technology
MTEF	Medium-Term Expenditure Framework
MTSF	Medium Term Strategic Framework
NCS	National Curriculum Statement
NDP	National Development Plan
NEPA	National Education Policy Act
NGO	Non-Governmental Organisation
NQF	National Qualifications Framework
NSC	National Senior Certificate
NSOI	Non- Standardised Indicator
NSNP	National School Nutrition Programme
OHS	Occupational Health and Safety
OSD	Occupation Specific Dispensation



Acronyms	Description
PDP	Provincial Development Plan
PELRC	Provincial Education Labour Relations Council
PFMA	Public Finance Management Act
PID	Profound Intellectual Disabilities
PILIR	Policy on Incapacity Leave and Ill-Health Retirement
PIRLS	Progress in International Reading Literacy Study
PMDS	Performance Management and Development System
PPI	Programme Performance Indicator
PI	Performance Indicator
PYEI	Presidential Youth Employment Initiative
SOI	Standardised Output Indicator
PPN	Post Provisioning Norms
PSU	Programme Support Unit
RCL	Representative Council of Learners
SACE	South African Council for Educators
SHREQ	Safety and Health Environment Quality
SASAMS	South African School Administration and Management System
SASL	South African Sign Language
SEACMEQ	Southern and Eastern African Consortium for Monitoring Educational Quality
SAQA	South African Qualifications Authority
SASA	South African Schools' Act
SBA	School Based Assessments
SCM	Supply Chain Management
SDIP	Service Delivery Improvement Plan
SETA	Sector Education and Training Authority
SGB	School Governing Body
SDM	Service Delivery Model
SIAS	Screening, Identification, Assessment and Support
SID	Severely Intellectually Disabled
SITA	State Information Technology Agency
SMT	School Management Team
TIMSS	Trends in International Mathematics and Science Studies
U-AMP	User Asset Management Plan
WSE	Whole School Evaluation

EXECUTIVE AUTHORITY STATEMENT



The Annual Performance Plan of the Eastern Cape Department of Education is intended to ensure transparency and accountability for the use of public funds. It is meant to achieve on an annual basis, what the Department committed to do in its 2020-2025 Strategic Plan. It also outlines the different strategies that are going to be employed in the current financial year to optimise service delivery within the allocated budget and other resources. These strategies are in line with the policies and the directives of the Sixth administration.

The National Senior Certificate, Class of 2022 has established a legacy that can only be imitated or used as a point of reference for the future targets for the Grade 12 cohorts, thus the Eastern Cape Province has started the year with tremendous optimism. As the Department and the people of the Eastern Cape, we shall forever be grateful to this Grade 12 class for producing an outstanding performance of 77,3%, a proud performance, never to be erased from the records of the Eastern Cape history. In 2022, District performance changed dramatically, with three

Districts achieving above 80% and none performing below 70%. The strategies used produced the anticipated outcomes, and this year's goal is to strengthen Learner Attainment Improvement Strategy (LAIS) to reach the 80% target for 2023. Our motto is "**COURAGE IS CALLING, FORTUNE FAVOURS THE BRAVE.**"

In the 2023 State of the Nation Address (SONA), the President of the country indicated that young children need to be provided with the foundation they need to write and read for meaning. In adhering to this, The Department will be implementing its Reading Strategy for 2022 to 2030, which is based on the National Sector Plan and tailored to the needs and realities of the Eastern Cape Province. 3 000 teachers will be trained on the science of teaching and reading methodologies. This is in line with ECDoE Five Year Strategic Plan Wherein Outcomes 1 and 2 are focusing on Strong and Solid Foundation in Literacy and Numeracy and 10 -year-old learners enrolled in publicly funded schools read for meaning. The importance of reading was reiterated by the Honourable Premier in his State of the Provincial Address (SOPA) and pledged to support schools to improve reading capabilities.

The Early Childhood Development (ECD) is one of the High Impact Projects that have been lifted in the Eastern Cape ANC Lekgotla held in October 2022. The ECD function shift from Department of Social Development (DSD) to ECDoE was finalised in the previous financial year. The province aims to facilitate, quantify, and monitor the provision of a diverse array of Early Childhood Development (ECD) services and programs that support the health, nutrition, physical, and social wellbeing of children. These services and programs include a curriculum that is developmentally appropriate. It is essential to have high-quality programs so that children Thrive by Five. The Department is also planning a coordinated approach for training and development of practitioners with proper NQF level. The Department of Basic Education is streamlining the requirements for ECD centres to access support and enable thousands more to receive subsidies from government. It is an open secret that most children are found in unregistered centres, therefore, increasing registration of centres would facilitate the Department's ability to reach children while also enhancing the quality of services provided. One of the key focus areas for the Eastern Cape ECD Strategy is the execution of mechanisms for integration, coordination, and inter-sectoral collaboration to improve the quality of ECD service provision.

The Department will continue to advocate for the rights of learners who experience barriers in learning. No learner shall be left behind. The Department is implementing a pilot project on the curriculum provisioning for learners placed at College Street Special School. This approach means that learners with high scattered intellectual abilities (analysis) will be provided with the curriculum exposure relevant to their abilities or needs. Learners with different intellectual abilities and on the Autism Spectrum will be catered for through an Individualised Support. The province has approved the Post Provisioning Norms of Therapists and Psychologists to provide services in our special schools (SOPA ,2023).

The Infrastructure development has also been lifted as a High Impact Project for the 2023/24. The Provincial ANC Lekgotla mandated the Department to redress inappropriate school infrastructure. The Department will ensure that there is an increase in the number of schools complying to Norms and Standards and ensure compliance to Sanitation Appropriate for Education (SAFE). This was emphasised by The President of the country in the SONA. The role of Infrastructure Development becomes very crucial in ensuring that there is provision of infrastructure to ensure this conducive environment for teaching and learning.

The current infrastructure does not adequately cater for the new priorities for education as envisioned by the 6th Administration. The Department in 2023/24 is focusing on building more grade R classrooms, repair the old schools and building schools that are in line with the Three Streams Model such as Focus Schools specializing in Hospitality and Tourism, Agriculture and Maritime. More importantly, to promote reading, more libraries must be built with e-Learning facilities.

At a National level, the Sanitation Appropriate for Education together with government's Accelerated School Infrastructure Delivery Initiative (ASIDI), has built 55 000 appropriate toilets with resources from the public and private sector. These are projects that are funded and managed by DBE. In the province, out of 1 451 SAFE projects implemented since inception of the programme, 849 projects have been completed; 194 projects are under planning stage, 319 projects are under construction, 206 are out on tender and 202 still under construction. This will be monitored



during the current financial year to ensure that the projects reach completion. There will be improved coordination between the province and DBE with regards to SAFE and ASIDI schools.

The Department will continue to develop plans for the rationalisation of schools in the province. The aim of the rationalisation process is to improve opportunities for learners by placing them in schools that are equipped to provide quality education. Circuit School Landscape Plan (CSLP) have been put in place to ensure that the rationalisation process is implemented orderly to make sure that learners have access to quality education within schools in the same Circuit. In 2023/24 the Department is planning to rationalise 259 schools.

The issue of gender-based violence has become topical particularly in South Africa, where cases are increasing on daily basis throughout the province. School- Related Gender Based Violence is a major obstacle in ensuring a quality education for all as it seriously impact on educational outcomes with many students avoiding school, achieving below their potential, or dropping out completely. Across the world, School-Related Gender-Based Violence (SRGBV) affects millions of children, families and communities and South Africa is not immune to this SRGBV. The SRGBV raises its ugly head in the form of threats of sexual, physical or psychological violence occurring in and around schools, perpetrated because of gender norms and stereotypes, and enforced by unequal power dynamics. The Department will continue to develop sustainable remedial strategies to end SRGBV such as Women's Desk where all forms of GBV are reported. The awareness campaign is an on-going process wherein the Department has lined up a series of workshops to educate both learners and educators on SRGBV.

There is an emerging challenge of young people who are Not in Education, Employment or Training (**NEET**) This is not only confronting the province but the country at large. The Honourable Premier, in his State of the Province Address (SOPA) alluded to the fact that, *the number of young people who are Not in Education, Employment or Training (NEET) in the province was at alarming levels, requiring targeted decisive interventions. This means that the province must scale up skills development initiative targeting this group of young people and channel their energy in the right direction.* Several factors have been seen to be contributing to the NEET. In 2023 alone, a total number of 390 Grade 12 learners dropped out of school in the province. Another cohort in this predicament is the group that has not been accepted in universities. Another one found wanting is the group that has failed Grade 12. However, the contributors to NEET are not limited to these. The Department must be responsive and make sure these groups are given a second chance. This needs a collaborated approach within and outside the Department.

Currently, the Department runs a Matric Second Chance Programme to cater for those that failed Grade 12 and those that want to improve their grades. This programme is a National programme done across all the 9 provinces. We have made sure that each District has centres to cater for these learners.

Secondly, an Instruction was sent to schools by IOM Branch in February 2023 mandating schools to take back learners that failed to repeat Grade 12 irrespective of the age cohort restriction. Over and above these interventions, the Department, through the Human and Resource Development, School Health and Safety, will roll-out programmes that are meant to assist the NEET. These include the employment of Learner Support Agents (LSAs), the Educator Assistants (EAs), the General School Assistants (GSAs) through the Presidential Youth Employment Initiative. Provision of skills to the unemployed will be done through the EPWP conditional Grant.

In conclusion, as the Department of Education, we cannot work in isolation, we rely on the support and robust engagements with various primary and secondary stakeholders. To this effect, the Eastern Cape Education Advisory Council (ECEAC) was elected and inducted officially with a clear goal to assist the Department in delivering on its constitutional mandate. The Department is working hard to develop a culture of building relationships within itself, amongst government Departments, particularly those in the Social Cluster, and across institutions. The task ahead of us remains huge but I am confident in our capabilities. We will continue to dedicate our best efforts towards the upliftment of our province and country through the continuous improvement of the teaching and learning experience and the subsequent quality of the output.



Mr. F.D. Gade
Honourable Member of the Executive Council (MEC)
Eastern Cape Department of Education

ACCOUNTING OFFICER STATEMENT



The core function of the Eastern Cape Department of Education is to provide effective and quality curriculum delivery. In line with its mandate, the Provincial Department of Education seeks to provide learners with adequate resources and facilities for maximum cognitive, physical, and emotional intelligence irrespective of where they were born i.e., increasing the quality of education provision even to the poorest communities. The mandate of the Department extends to issues of access to education by building schools, providing Learner and Teaching Support Material (LTSM), providing Scholar Transport where possible and providing nutritious meals for learners. All these are factors are linked to the provision of access to education.

The Department will ensure that the 2023/24 Annual Performance Plan will lead towards the realisation of the priorities of the 6th Administration by:

- Ensuring that there are more functional and effective schools that promote quality teaching and learning.
- Increasing the proportion of learners reaching the required competency levels in academic, vocational and occupational fields.
- Improving the quality of learning outcomes in all Phases, with inequalities reduced by 2024.
- Improving the quality of Grade R programmes with a focus on Literacy and Numeracy acquisition.
- Ensuring that learners read for meaning.
- Implementing ECD Strategy.
- Improving access to schools by learners with diverse needs.
- Providing learners with 21st century skills.
- Improving school physical infrastructure and environment that inspires learners to learn and teachers to teach; and
- Increasing support of schools by all stakeholders

“FROM VICTIM TO HERO LEAP” was the theme for 2022. Indeed, the Class of 2022 made us proud by achieving 77.3% pass, a 4.2% improvement from 73% pass of the Class of 2021. We are particularly proud of the improvement in the quality of passes across all our Districts. The Bachelor pass rate increased by 2.5% from 34.3% in 2021 to 36.8% in 2022 in the province. Given the high enrolments in the class of 2022, the total number of learners that passed the National Senior Certificate was 7 0812, making it 4 042 more learners passing in 2022 compared to 2021. Alfred Nzo West was the top performing district with 82.7% pass rate, an improvement of 9% from 73.7% and is ranked 29th nationally. This resulted in our Province achieving 6th position nationally in producing quality results, as measured by the Bachelor pass rate. The presentation of the performance scorecard of the Grade 12 class of 2022 is the evidence of the commitments made by the Department by sustaining an upward trajectory as indicated in the Departmental Education Transformation Plan (ESTP) applied through the Learner Attainment Strategy (LAIS).

The Education System Transformation Plan (ESTP) 2019 to 2023 places emphasis on the need for working together internally to enable the Department to function optimally. The Department is committed to the implementation of the Three Stream Curriculum Pathway as it provides opportunities for many learners to pursue careers that can benefit both the individual and the economy. Key objectives guiding the success of the Three Stream Model are increasing the number of learners participating in quality skills programmes and the number of schools offering a core skills-based curriculum; improving the quality of existing programmes in schools; and integrating. This skills-based curriculum will not only give learners a good start to their future but is also a means of supporting their families and contributing to the socio-economic development of the province. As we are all aware, a basic academic qualification is no longer enough to secure meaningful employment as is evident in the high unemployment rate that is being faced by many graduates today. With the Fourth Industrial Revolution (4IR), it has become imperative for young people to constantly reinvent themselves to stay relevant in the job market.

In the province of Eastern Cape, formal ECD centres are generally scarce. The enormous demand for ECD facilities has not been addressed comprehensively. Thus, informal centres that operate in areas not suitable for ECD outnumber formal ECD centres. The situation has been exacerbated by the proliferation of backyard centres, which are illegal under these circumstances. Unregistered service is considered a viable option by parents in need of day care for their children while they are at work. In 2023/24, the province is targeting to register 390 ECD centres and offer appropriate spaces and opening application for funding to all.

Basic education remains the biggest arena for skill development of the province. Implementation of the Three Streams Model with an initial focus on Agricultural Education, Maritime Studies (Oceans Economy) and Travel & Tourism through the Technical Vocational Stream in the medium term will support the skill requirement in what is seen as key developing sectors in the EC economy. The Department is committed to the implementation of the Three Stream Curriculum Pathway as it provides opportunities for many learners to pursue careers that can benefit both the individual and the



economy. Key objectives guiding the success of the Three Stream Model are increasing the number of learners participating in quality skills programmes and the number of schools offering skills-based curriculum; improving the quality of existing programmes in schools; and integrating participation of private and public skills sectors to maximise entrepreneurial opportunities in the Eastern Cape. In 2023/24, the Department is intending to establish 1 Technical Vocational School in Buffalo City Metro District, adding to already existing 68 schools. These schools will receive machinery, equipment and consumables through an allocation in the MST grant and through voted funds. Due to the costly nature of the machinery and equipment needed to fully resource schools for the three technical subjects and the 4 specializations within each subject, only a limited number of schools are resourced every year. Furthermore, in 2023/24 the Department will continue supporting the four schools offering Maritime Subjects, the bigger vision of the Department is to have fully functional Maritime Schools.

The biggest drive and investments are now towards integration, effecting change management to achieve improved electronic administration through maximized usage of the Office 365 suite. With the new organogram now in place, building internal capacity of skilled technical resources to develop and manage these innovations remains our key focus. Information Communication and Technology (ICT) is a key focus for us, and we will be exploiting new educational technologies and exploring ways to use ICT in improving our administration systems, supporting teachers, learners, and schools. The province will make optimal use of emerging technologies to strengthen teaching and learning and consider how learners can be better prepared for technological changes in society. The province will focus on leveraging and enhancing its ICT capabilities to provide effective and efficient administration, to support the professional development of educators and officials, and to support learning.

The provision of a nutritious meal to all learners in Quintiles 1-3 and targeted special schools will continue to be rolled out in 2023/24, thus ensuring improved access and retention of learners in schools. Educational Support Services are integral to nurturing a healthy and full rounded child to achieve their best performance. The NSNP will be provided to 1 628 811 learners from 4 941 schools across 12 Districts. Breakfast will be targeting 1 027 007 learners.

The Department will make sure that the education, training and innovation system cater for different needs and accommodate all learners to produce highly skilled individuals. In the 2023/24, the Department is targeting to supply all learners in Special schools with assistive devices. In the same vein, there will be identification of high level support learners in Mainstream Schools to be supplied with assistive devices (Orbit readers, talking calculators, screen magnification software, screen reader software and laptops). Advocacy on accommodations and concessions and will be strengthened so that learners all deserving learners in the Mainstream schools benefit.

The Department is committed to dealing with backlogs around sanitation and increasing the number of schools which meet the minimum infrastructure requirements. In 2023/24, the Department is targeting to build 31 Grade R classrooms. Further investments on infrastructure will be delivered through the ASIDI Programme which is a prerogative of the DBE. The province is also targeting to offer the following services to schools: 50 schools with decent sanitation, 20 with electricity infrastructure and 280 with water infrastructure.

The Department remains committed to the objectives of the Eastern Cape Government and the National Development Plan. There is further commitment to implement and achieve the priorities identified in the Medium-Term Strategic Framework as set out in the Strategic Plan 2020 – 2025.

We extend a profound gratitude to our stakeholders for their unwavering support. We pledge to diligently continue to work as a team to ensure that the learners of the Eastern Cape receive the opportunities they deserve.



Mr. M.D Qwase
Acting Head of Department
Eastern Cape Department of Education

OFFICIAL SIGN OFF

It is hereby certified that this 2023/24 Annual Performance Plan for the Eastern Cape Department of Education:

- Was developed by the management of the Eastern Cape Department of Education under the guidance of the Member of the Executive Council (MEC) for Education, Mr. F D Gade.
- Takes into account all the relevant policies, legislation, and other mandates which the Eastern Cape Department of Education is responsible for.
- Accurately reflects the outcomes and outputs which the Eastern Cape Department of Education will endeavour to achieve over the period 2023/24



Ms. N Ngcingwana
Programme Manager: Programme 1



TJZ Mtyida
Programme Manager: Programme 2&3



Mr. S Ncapayi
Programme Manager: Programme 4



Ms. G Koopman
Programme Manager: Programme 5



Mr. M Mduba
Programme Manager: Programme 6



Mr. M Mabona
Programme Manager: Programme 7



Ms. N Ngcingwana
Chief Financial Officer



Mr. R Tywakadi
Deputy Director-General: Curriculum Management



Mr T Mtshida
Deputy Director-General: Institutional Operations Management



Mr S Mnguni
Acting Deputy Director-General: Corporate Services



Mr M. Qwase
Acting Head of Department

Approved by:



Mr. F D Gade
Member of the Executive Council: Education



PART A

OUR MANDATE

1. UPDATES TO THE RELEVANT LEGISLATIVE AND POLICY MANDATE

1.1 UPDATES TO THE RELEVANT LEGISLATIVE

The following are the main legislative mandates under which Eastern Cape Department of Education operate:

The Constitution of the Republic of South Africa Act No 108 of 1996

The Constitution which is the supreme law of the Country confers to everyone, in terms of Section 29, a right to education (including basic and further education), which the state, through reasonable measures, must make progressively available and accessible; receive education in the official language or languages of their choice in public educational institutions where that education is reasonably practicable; establish and maintain at one's expense independent educational institutions.

Public Finance Management Act 1 of 1999

To regulate financial management in the national government and provincial government, to ensure the all revenue, expenditure, assets and liabilities of those governments are managed efficiently and effectively, to provide for the responsibilities of persons entrusted with financial management in those governments, and to provide for matters connected therewith.

South African Schools Act (SASA) No 84 of 1996

To provide a uniform system for the organisation, governance and funding of schools. It promotes access, quality and democratic governance in the schooling system. It ensures that all learners have the right of access to quality education without discrimination and makes schooling compulsory for children aged seven (7) to fifteen (15) years or the ninth (9th) grade, whichever occurs first. It provides for two types of schools – independent schools and public schools. The provision in the Act for democratic school governance through School Governing Bodies (SGB) is now in place in all public schools countrywide. The school funding norms, outlined in SASA, prioritise redress and target poverty with regard to the allocation of funds for the public schooling system.

The National Education Policy Act No 27 of 1996

The purpose of the act is to provide for the determination of national policy for educators, including the determination of policy on salaries and conditions of employment of educators. It was designed to inscribe in law policies, as well as the legislative and monitoring responsibilities of the Minister of Education, and to formalise relations between national and provincial authorities. It laid the foundation for the establishment of the Council of Education Ministers (CEM), as well as the Heads of Education Committee.

The Eastern Cape Schools Education Act (ECSEA), 1997 (Act No. 1 of 1997)

This Provincial Act provides for a uniform education system for the organisation, governance and funding of Eastern Cape schools and makes provision for the specific educational needs of the province. It provides for the control of education in schools in the province and for other matters connected therewith.

Employment of Educators Act No 76 of 1998

To provide for the Employment of Educators by the State, for the regulations of the conditions of services, discipline, and retirement and discharge of educators and for matters connected.

Personnel Administrative Measures (PAM)

To guide, supervise and offer professional advice on the work and performance of all staff in the school and, where necessary, to discuss and write or countersign reports on teaching, support and non-teaching staff.

Public Services Act No 103 of 1994

To provide for the organisation and administration or public service of the Republic, the regulation of the conditions of employment, terms of office, discipline, retirement and discharge of members of the public services, and matters connected therewith.



Employment Equity Act 55 of 1998

Intends to provide employment equity and to provide for matters incidental thereto.

Basic Education Laws Amendment Acts

This Act provides for the amendment of the South African Schools Act, 1996 (Act No. 84 of 1996), and the Employment of Educators Act, 1998 (Act No. 76 of 1998) (the SASA and the EEA, respectively) - which if accepted will have far reaching implications for schools and SGBs.

National Curriculum and Assessment Policy Statement (CAPS)

It gives detailed guidance for teachers on what they should teach and how to assess.

Labour Relations Act & Basic Conditions of Employment Act 75 of 1997

These are the leading legislations in matters of labour. They give effect to section 27 and 23 (1) of the constitution. These legislations recognise the right to a fair labour practice and to comply with international standards of employment.

South African Council of Educators Act, 2000 (Act 31 of 2000)

To provide for the continued existence of the South African Council for Educators; to provide anew for the functions of the said council; and to provide anew for the composition of the said council; and to provide for matters incidental thereto.

Skills Development Act No 97 of 1998

The purpose of this Act is to provide an institutional framework to devise and implement national, sector and workplace strategies to develop and improve the skills of the South African workforce, to provide learnerships that lead to recognised occupational qualifications and regulate employment services.

Skills Development levies Act No 9 of 1999

To provide for the imposition of the levy with regard to improvement of work force skills where every employer is obliged to pay a skills development levy at a certain rate of percentage of the leviable amount.

Occupational Health and Safety Act No 85 of 1993

The Occupational Health and Safety Act, no 85 of 1993 provides for the health and safety of persons at work as well as the protection of persons other than persons at work against hazards to health and safety arising out of or in connection with the activities of persons at work.

Preferential Procurement Policy Framework Act No 5 of 2000

The general conditions and procedures are subject to the Preferential Procurement Policy Framework Act, 2000 (Act No 5 of 2000), and the Preferential Procurement Regulations, 2001 and are applicable to all tenders, contracts and orders, unless otherwise decided by the Accounting Officer prior to the invitation of tenders. 8.6 Public Finance Management Act No 1 of 1999 and its Regulations Public Finance Management Act, no 1 of 1999 (as amended by Act 29 of 1999), deals with funding and spending of the state monies. The Act promotes the objective of good financial management in order to maximize delivery through the efficient and effective use of limited resources

Government Immovable Asset Management Act No 19 of 2007

To provide for a uniform framework for the management of an immovable asset that is held or used by a national or provincial department; to ensure the coordination of the use of an immovable asset with the service delivery objectives of a national or provincial department; to provide for issuing of guidelines and minimum standards in respect of immovable asset management by a national or provincial department; and to provide for matters incidental thereto.



South African Qualifications Authority (SAQA) Act, 1995 (Act 58 of 1995)

The SAQA Act provides for the development and implementation of a National Qualifications Framework and for this purpose to establish the South African Qualifications Authority and to provide for matters connected therewith.

Promotion of Equality and Prevention of Unfair Discrimination Act 4 of 2000

This Act gives effect to section 9 read with item 23 (1) of Schedule 6 of the Constitution, so as to prevent and prohibit unfair discrimination and harassment; to promote equality and eliminate unfair discrimination; to prevent and prohibit hate speech; and to provide for matters connected therewith.

The Promotion of Administrative Justice Act [PAJA], 2000 (Act 3 of 2000)

The PAJA Act gives effect to the right to administrative action that is lawful, reasonable, and procedurally fair and to the right to written reasons for administrative action as contemplated in section 33 of the Constitution of the Republic of South Africa, 1996 and to provide for matter incidental thereof. The Act applies to all administrative decisions of organs of state. Public Services Regulation promulgated in 2016 affects all operations of public sector in general and should be read in conjunction with the Act.

Protection of Personal Information Act No 4 of 2013

The Protection of Personal Information Act, no 4 of 2013 promotes the protection of personal information by public and private bodies. The Protection of Personal Information (POPI) Act has been signed into law by the President on 19 November and published in the Government Gazette Notice 37067 on 26 November 2013. Once the Act is made effective, companies will be given a year's grace period to comply with the Act, unless this grace period is extended as allowed by the Act.

Promotion of Access to Information Act No. 2 of 2000

This Act applies to the exclusion of any provision of other legislation that- (a) prohibits or restricts the disclosure of a record of a public body or private body; and (b) is materially inconsistent with an object, or a specific provision, of this Act.

Promotion of Administrative Justice Act No 3 of 2000

The purpose of this Act is to promote fair administrative procedures on all actions that will adversely affect rights or legitimate expectations of any person.

The Use of Official Languages Act 12 of 2012

The aim of the policy is to ensure the implementation of language policy and establishment of functioning National Language Unit by, national department, national public entity, and national public enterprise.

Intellectual Property Rights from Publicly Financed Research and Development Act 51 of 2008

To provide for more effective utilisation of intellectual property emanating from publicly financed research and development; to establish the National Intellectual Property Management Office and the Intellectual Property Fund; to provide for the establishment of offices of technology transfer at institutions; and to provide for matters connected therewith.

Further Education Training Act 16 of 2006

The goal is to provide for further education and training regulation, establishment, governance, staff employment, quality promotion, funding of public further education and training colleges, and registration of private further education and training colleges

The Education White Paper 5 On Early Childhood Development (2000)

White Paper 5 provides for the expansion and full participation of 5-year-olds in pre-primary school reception grade education by 2010, as well as for an improvement in the quality of programmes, curricula and teacher development for 0 to 4-year-olds and 6 to 9-year-olds.

Education White Paper 6 On Inclusive Education (2001)

White Paper 6 describes the intent of the Department of Education to implement inclusive education at all levels in the system by 2020. Such an inclusive system will facilitate the inclusion of vulnerable learners and reduce the barriers to learning, via targeted support structures and mechanisms, which will improve the retention of learners in the education



system, particularly those learners who are prone to dropping out.

Education White Paper 7 on e-Learning

The Education White Paper 7 on e-Learning provides a framework for the roll out of information and Communication Technology (ICT) infrastructure in schools as well as curriculum delivery through ICTs.

1.2 POLICY MANDATES

Sustainable Development Goals (SDGs)

Sustainable Development Goal 4 seeks to ensure inclusive and equitable quality education and promote lifelong learning opportunities for all. Achieving inclusive and equitable quality education for all will require increasing efforts, especially for the most vulnerable communities, including persons with disabilities and our most poverty-stricken households.

The basic education sector translated the UNESCO SDGs into the Action Plan to 2024: Towards the Realisation of Schooling 2030, which is designed to achieve the long-term vision of education as encapsulated in the Constitution and NDP, Vision 2030.

National Development Plan 2030 (NDP)

The NDP puts forward a number of priorities that will drive all development initiatives from the government and private sector. The aim of the NDP is to ensure that South Africans have access to education and training of a high quality, leading to significantly improved learning outcomes by 2030. The plan gives a 2030 horizon and emphasises what is critical to the development of human capital starting with the Early Childhood Development (ECD) sector, which is the foundation for all development in the country. Alignment of all initiatives and strategies by various sectors will thus be critical in each five-year period until 2030.

The NDP's vision for 2030 is that South Africans should have access to training and education of the highest quality, characterised by significantly improved learning outcomes. Education then becomes an important instrument in equalising individuals' life chances, ensuring economic mobility and success, and advancing the goals of economic growth, employment creation, poverty eradication and the reduction of inequality. Basic education, comprising ECD (for children aged 0 to 4) and school education (starting with Grade R for children aged 5 up to Grade 12), forms the bedrock of the education system.

The NDP envisages that each community has a functional school with teachers who love teaching and learning, where schools have access to quality Learner Teacher Support Materials (LTSM) and learners and staff are safe and work in a conducive environment.

The NDP focuses on the following key strategies that have been incorporated as part of the Eastern Cape Department of Education (ECDoE) five-year plan:

- Access to quality Early Childhood Development.
- Improve quality teaching and learning to ensure that 90% of learners in Grades 3, 6 and 9 achieve 50% or more in Languages, Mathematics and Science.
- Produce highly skilled individuals.
- Allow for different parts of the education system to work together so that learners can take different pathways to high quality learning opportunities.
- Position education as the most important investment for our country; and
- Instil the values of lifelong learning, continuous professional development and knowledge production.
- Chapter 9 of the NDP should be read in conjunction with the Action Plan to 2024: Towards the Realisation of Schooling 2030, the current long-term Strategic Plan for the Basic Education Sector. The two policy frameworks are complementary

Action Plan to 2024: Towards the realisation of schooling 2030

The Action Plan has 27 goals, covering a broad range of issues and interventions. Of these 27 goals, 13 deal with performance and participation outcomes and 14 deal with the 'how' of realising these outcomes.

The goals for the national learning outcomes are:

- Increase the number of learners in Grade 3 who, by the end of the year, have mastered the minimum language and numeracy competencies for Grade 3.
- Increase the number of learners in Grade 6 who, by the end of the year, have mastered the minimum language and Mathematics competencies for Grade 6.
- Increase the number of learners in Grade 9 who, by the end of the year, have mastered the minimum language and Mathematics competencies for Grade 9.
- Increase the number of Grade 12 learners who become eligible for a Bachelor programme at a university. 5.
- Increase the number of Grade 12 learners who pass Mathematics.
- Increase the number of Grade 12 learners who pass Physical Science.
- Improve the average performance of Grade 6 learners in languages.
- Improve the average performance of Grade 6 learners in Mathematics.
- Improve the average performance in Mathematics of Grade 8 learners.
- Ensure that all children remain effectively enrolled in school until they turn 15 years.
- Improve the access of children to quality ECD below Grade 1.
- Improve the grade promotion of learners through Grades 1 to 9.
- Improve the access of youth to Further Education and Training (Technical and Vocational Education and Training) beyond Grade 9.

The goals for how the learning outcomes will be achieved are:

- Attract in each year a new group of young, motivated and appropriately trained teachers into the teaching profession.
- Ensure the availability and utilisation of teachers is such that excessively large classes are avoided.
- Improve the professionalism, teaching skills, subject knowledge and computer literacy of teachers throughout their entire careers.
- Strive for a teacher workforce that is healthy and enjoys a sense of job satisfaction.
- Ensure learners complete all the topics and skills areas that they should cover within their current school year.
- Ensure that every learner has access to the minimum set of textbooks and workbooks required according to national policy.
- Increase access amongst learners to a wide range of media, including computers, which enrich their education.
- Ensure that the basic annual management processes occur across all schools in the country in a way that contributes towards a functional school environment.
- Improve parent and community participation in the governance of schools, partly by improving access to important information via the e-Education strategy.
- Ensure all schools are funded at least at the minimum per learner levels as determined nationally and that funds are utilised transparently and effectively.
- Ensure that the physical infrastructure and environment of every school inspires learners to want to come to school and learn, and teachers to teach.
- Use schools as vehicles for promoting access to a range of public services amongst learners in areas such as health, poverty alleviation, psychosocial support, sport and culture.
- Increase the number of schools which effectively implement the inclusive education policy and have access to centres which offer specialist services.
- Improve the frequency and quality of the monitoring and support services provided by district offices to schools, partly through better use of e-Education.

Medium Term Strategic Framework (MTSF)

The MTSF 2019-2024 is both a five-year implementation plan and an integrated monitoring framework which outlines seven priorities for sixth administration. The three pillars underpin seven priorities, which will be achieved through the joint efforts of government, the private sector and civil society. It aims to address the challenges of unemployment, inequality and poverty through the following three pillars:

- Achieving a more capable state
- Driving a strong and inclusive economy
- Building and strengthening the capabilities of South Africans
-

Below are the seven priorities for the sixth administration:

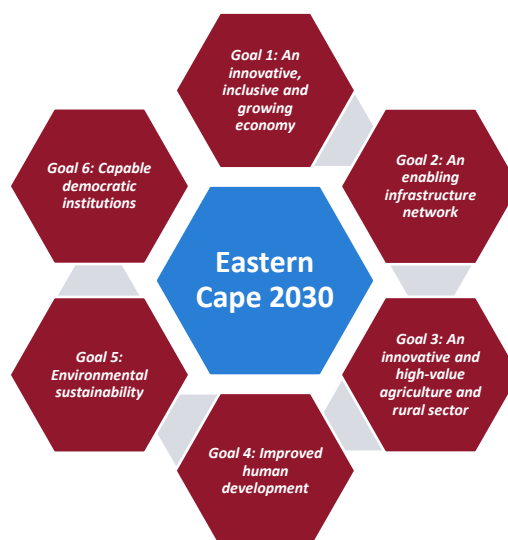
- Priority 1: A capable, ethical and developmental state
- Priority 2: Economic transformation and job creation
- Priority 3: Education, skills and health
- Priority 4: Consolidating the social wage through reliable and quality basic services
- Priority 5: Spatial integration, human settlements and local government
- Priority 6: Social cohesion and safe communities
- Priority 7: A better Africa and world

All national sector plans, provincial growth and development strategies, municipal integrated development plans, departmental strategic plans and annual performance plans must be aligned to the MTSF 2019-2024. It provides a clear, transformative framework within which national, provincial and local government can plan for and drive service delivery. The Department of education is responding to Priority 3: Education, skills and health.

The Provincial Development Plan (PDP)

The PDP is grounded in the NDP but is shaped by critical priorities specific to the Eastern Cape. By 2030, Eastern Cape will be an enterprising and connected province wherein all people reach their potential. A sustainable future for the Eastern Cape rests on people-centred development grounded in the following thematic areas:

1. An enterprising province is a province where people are active in their own and the region's social and economic development. People take the initiative to develop their communities based on existing and potential resources and capabilities. An enterprising province is also a province of entrepreneurs, across scales, sectors and space, including social entrepreneurs.
2. A connected province is a province that has a strong infrastructure network connecting the rural and urban areas of the province; connects people to services and opportunities; is connected to the economic hubs of South Africa, the continent and the world, via land, air and sea; ensures that all are connected to each other and the world via broadband internet; but people remain connected to their origins, history and each other in the spirit of The Home of Legends.
3. A province where all reach their potential is a province where birthplace, gender, race, disability, sexual orientation, age does not determine and limit a person's future and opportunities.



P-MTSF APEX INDICATIONS & KEY INTEGRATION AREAS

For the province to achieve the P-MTSF, there must be integration between the different Departments. The Department of Education plays a bigger role in contributing towards the attainment of Key Integration Areas (KIAs) through the different strategies implemented to deliver its mandate. The Office of the Premier has been rolling-out Broadband to our schools and we continue working together to ensure that all schools have connectivity. The Department will create employment opportunities for youth through the Presidential Youth Employment Initiative (PYEI) and this will not only curb unemployment but will also provide youth with work experience and in the same vein, alleviate poverty. Another contribution of the Department towards curtailment will be provision of nutritious meals daily to all learners in Quintile 1-3 school. Skills development remains a crucial intervention by the Department to capacitate employees and youth outside the employ of the Department. The Human Resource Development Directorate will be leading in youth development programmes through the bursaries and internships.

The implementation of the Three Stream Model in 2023/24 will also contribute towards economic growth in the province. Collaborations with other government departments will be necessary to ensure functionality of Maritime schools, Agricultural schools and Technical Vocational Schools .

Funding has been set aside to ensure that these Key Integration Areas are responded to by Department and that will guarantee a noticeable impact (both short and short term) in the province.

The table below depicts the Key Integration Areas:

IMPACT	INDICATOR	KEY INTEGRATION AREAS
Thriving Citizens	1) Human Development Index 1. Life expectancy 2. Education attainment 3. Per capita income	<ul style="list-style-type: none"> Inclusive Early Childhood Development Youth development Non communicable diseases and Mental health Gender Based Violence Transformational programmes Safer community
Economic Growth	2) Gross Domestic Product (Real GDP-R growth rate - %) 3) Investment as % of GDP	<ul style="list-style-type: none"> Land Reform Agriculture commercialisation Energy & gas
Reduced Unemployment	4) Total unemployment rate (Official definition %)	<ul style="list-style-type: none"> Ocean's economy
Reduced Inequality	5) Gini Coefficient (Inequality)	<ul style="list-style-type: none"> Skills development and training Social cohesion and moral regeneration Broadband Integrated infrastructure planning and delivery Integrated Human Settlements
Reduced Poverty	6) Poverty (% People below the food poverty line)	<ul style="list-style-type: none"> Anti-poverty Programmes
Improved Service Delivery	7) Service Delivery Index (Composite index: water, sanitation, electricity and waste management)	<ul style="list-style-type: none"> Climate change adaptation/mitigation Social determinants of health, education

2. UPDATES TO INSTITUTIONAL POLICIES AND STRATEGIES

2.1 INSTITUTIONAL POLICIES

The ECDoE has developed and adopted the following policies to provide guidance, consistency, accountability, efficiency, and clarity on how the Department operates, to ensure compliance with laws and regulations, give guidance for decision-making, and streamline internal processes.

Communication Policy

The purpose of this policy is to ensure that communication across the Department of Education is well co-ordinated, effectively managed and responsive to the diverse information needs of the public. To provide the public, stakeholders and the media with complete, accurate, clear and timely information.

Supply Chain Management Policy

This Policy Manual seeks to embrace Section 38 of the Public Finance Management Act, 1 of 1999, which confers general responsibilities on the Accounting Officers. It determines in subsection 1 that: "The Accounting Officer for a department, trading entity or constitutional institution — (a) must ensure that the department, trading entity or constitutional institution has and maintains an appropriate procurement and provisioning system which is fair, equitable, transparent, competitive and cost effective"

Policy on Departmental Policy Development and Review

The purpose of this policy is to provide a consistent/ uniform approach to the development, approval, implementation, communication, monitoring and evaluation of policies, provide guidance to all those involved in policy development and associated documentation to ensure it complies with government requirements and departmental goals

Eastern Cape Department of Education Research Policy

The purpose of this policy is to guide potential researchers on how to lodge applications to conduct research in schools, Districts and Head Office, and to set out criteria for the approval of research request.

Regulations pertaining to the Conduct, Administration and Management of the National Senior Certificate Examination

The policy regulates and control the administration, management and conduct of the National Senior Certificate examination and assessment process.

Policy on Acting Appointments

This policy guides on acting appointments for employees.

Risk Management Policy and Framework

This policy is intended to guide the Department for the implementation of the risk management policy and framework.

Fleet Management Policy

The purpose of this policy is to ensure effective and efficient control, utilization, safeguarding and management of departmental vehicles.

Fraud and Corruption Investigation Escalation Policy

This policy outlines the Eastern Cape Department of Education approach on the escalation of investigations of fraud and corruption cases within departments to ensure a similar approach in the handling of reported cases.

Fraud Prevention and Anti-Corruption Policy

This policy outlines the Eastern Cape Department of Education approach on the escalation of fraud and Anti-corruption cases within departments to ensure a similar approach in the handling of reported cases.



Policy on Leave Management of Educators and Public Service employees

This policy acknowledges that employees are entitled to receive leave for normal vacation requirements; to recover from illness and for family responsibility. This policy provides guideline and framework for the regulation of the granting of leave to all employees applying for leave in the Eastern Cape Department of Education

Resettlement Policy

The purpose of this to assist the department in determining the actual cost incurred by an employee as a result of employer-initiated transfer/secondment, new appointment and or termination. to outline limits on expenditure, maximum period of compensation, and transfer cost the department/pay.

Performance Management Development System Policy

The purpose of this policy revision is to align the Provincial PMDS policy to the relevant regulatory framework as amended during 2017. It continues to strengthen policy governance for PMDS to be utilized as a tool to measure performance and to develop the core competencies of Departments to deliver on its mandate.

Skills Development Committee Policy

To regulate the relationship between management and employees in a manner which strive to establish an effective and corporative working relationship.

Bursary Policy

To prove an accessible bursary programme which is need drive in accordance to ECDoE priorities.

Internship Policy

To provide Norms and Standards which will allow Eastern Cape Department of Education to create opportunities for students to receive in-service training and gain practical work experience.



2.2 INSTITUTIONAL STRATEGIES

Eastern Cape Department of Education Guiding Principles

Since 2020, the Department's approach and plans have always been guided by four Principles, namely, Strong Communication, Accountability, Performance Management, and Improved Audit Outcomes. The Department recognises that to have successful transformation, all levels of the organisation must be included so that its benefits are realised in the Department's operations. These four guiding principles will permeate the education system including Schools, Districts, Clusters, Provincial Teacher Development Institutes (PTDIs) and Head Office officials. These Guiding Principles are meant to instil high performance culture at all levels.



Accountability and Performance Management

Regarding Performance Management Development System (PMDS) the department is turning a new page where it wants to make performance fashionable. The theme for HRD is **"IMPLEMENTATION BEYOND COMPLIANCE WITH MEASURABLE IMPROVEMENTS"**. In terms of PMDS, the 2022/23 financial year started on a high note with HRD organising a contracting day where all SMS members were under one roof with me to contract for the 2022/23 financial year. This noble idea ensured that SMS members started the financial year with clear contracted objectives on what is to be achieved. The department achieved 100% in SMS members contracting this fit was never achieved before. The contracting cascaded down to all employees with all branches being called under one roof to contract with their supervisors. This exercise ensured that employees within the department know their role in the department and the importance of contracting.

Improve Audit Outcomes

The Department has received unqualified audits for the past 6 consecutive financial years. For all these years, there were 7 qualification areas but for 2021/22 audit period, there was only 1 qualification area relating to Immovable Assets. The Department is working tirelessly this financial year to ensure that this high-risk area is eliminated which will subsequently result to the Department getting an unqualified audit opinion. Turnaround Strategies are developed in areas of weakness in controls with action plans to strengthen these controls. The Department monitors the implementation of action plans on a quarterly basis and reports to oversight committees such as the Cluster Audit & Risk Committee (CARC), Education Portfolio Committee (EPC). To monitor this, there are Clean Audit Committee meetings that are held every Friday.

Strong Communication

In striving to improve communication, the Department has made sure that all schools have working emails. This has been made possible through Connectivity and Broadband roll-out project. Correspondence is now shared and accessed by both school-based and office-based officials of the Department through internal communications. Over and above this, a more responsive call centre/ Customer care centre through the **'Sikuncede njani'** theme has been enhanced. For the public to access the services of the Department, a toll-free number (080 1212 570) has been activated. This has brought about efficiency in service delivery to the public of the Eastern Cape province.



Education System Transformation Plan 2019-2023

Pillar: 1 Capacity Building

CAPACITY BUILDING

- Drive high performance culture.
- Accelerate implementation of Service Delivery Model.
- Monitor & evaluate implementation of Learner Attainment Improvement Strategy.

ECDoE is committed into strengthening the Department’s internal capacity to deliver on its mandate to provide a quality education. To drive a high-performance culture is an ongoing process that requires constant introspection and reflection to ensure that the Department remains focused on teaching and learning. The work in this area is anchored by the development of measurable operational improvement metrics and emphasis on management and leadership training to enhance skills that will enable all managers to be competent in performing their core duties. In the current financial year, the following training were conducted to enhance skills and develop the capacity of the organisation:

- 6 545 teachers trained in Literacy (3 715) and Numeracy (2 831) as per Teacher Development Prospectus.
- 459 teachers trained on Coding and Robotics.
- 1 026 Office Based Employees.
- 10 026 School Based Employees.
- 1200 Unemployed youth trained in handyman skills programme (plumbing, carpentry, brick laying and tiling, tiling & plastering) through Presidential Youth Employment Initiatives, 631 newly appointed principals were inducted, and Training of CMC Heads and Circuit Managers on School functionality. Accelerate implementation of the remaining aspects of the Service Delivery Model, placement of staff to the new organogram, including the School Rationalisation Programme.

Pillar: 2 Economic Drive

ECONOMIC DRIVE

Implement 3-Streams Model with a focus on:

- Agriculture
- Oceans economy
- Travel & tourism
- Manufacturing
- Auto Sector
- Renewable energy
- Early Childhood Development

Basic education remains the biggest arena for skill development of the province. The basis of all further learning streams is strong reading, writing, and calculating. The ECDOE will seek to improve the first three years of schooling for all children and implement the Three Streams Model with an initial focus on Agricultural Education, Maritime Studies (Oceans Economy) and Travel& Tourism through the Technical Vocational Stream in the medium term will support the skill requirements in what are seen as rapidly developing sectors of the economy. Strengthening partnerships with other stakeholders to improve the delivery of education through collaborations.

This pillar also aims to focus on Nurturing partnerships with the private sector to ensure that the curriculum speaks to the reality of the sector (i.e., curriculum is up to date and relevant). Partnership with the private sector is also key to ensure that the schools become sustainable in the long run (e.g., access to markets for produce from the agricultural enterprises run by the schools to generate additional income).

Pillar: 3 4th Industrial Revolution

4TH INDUSTRIAL REVOLUTION

- Encourage innovation
- Implement productivity enhancements
- Upscale e-Learning
- Integrate e-Administratio

In order to produce learners who are competitive in the coming era, the Department cannot continue to educate them in the same way that we have done in the past century focusing on acquiring knowledge instead of the application of the knowledge acquired. The Department also needs to leverage the benefits of the digital era to improve its operations and in this way, better support teaching and learning. The ECDoE continues to co-ordinate, monitor and support the development of the plan to roll-out broadband ICT infrastructure; ensure that teacher resource centers have ICT programmes for the professional development of teachers, exposing them to the use of technology in the classroom;

The Implementation of connectivity through Broadband is the mandate of OTP. In the previous financial year, the Department was allocated 1 917 sites to benefit in the phase 1 Broadband implementation plan, this was implemented by OTP with SITA. The ECDoE rolled-out servers and Wi-Fi to 120 schools already connected.

Furthermore, the list of 255 schools has been submitted for funding for the installation of cabling and Wi-Fi. The ECDoE also plans to integrate the staff to the 4th Industrial developments by implementing productivity enhancements; automating workflows in the Department including digital submissions; on-line platform for teacher and learner support in assessment. The installation of both Leave Management and Electronic Submission System by OTP was completed. Leave Management will be fully utilised after the testing and training of HR personnel and ICT support personnel. The training is still in

progress, however the Invoice Tracking system could not be implemented in this financial year due to budgetary constraints. The e-Payslip project has been completed and now all exceptions are being dealt with where users have filled in their email addresses incorrectly. More than 90% of the ECDoE personnel are now receiving their payslips through EDD.

The Department has started piloting coding and robotics in primary schools. To this effect, subject advisors and teachers have been trained. This is a venture by the Department to equip both learners and teachers with the skills for the changing world.

Upscale e-learning focus is to be placed on the key skills required for success in the 21st century vs Current focus which has tended to be on delivery of digitised curriculum content and electronic gadgets. The Provincial e-Education Implementation Plan for the next four years (2021 – 2024) will focus on the following areas:

- Connectivity for teaching and learning- IT Competency
- ICT equipment loaded with LTSM;
- Electronic Digital content (setting up an online platform);
- ICT Teacher Professional Development;
- Broadcasting of Lessons (radio and television) + Provincial virtual lessons;
- Monitoring and support

Pillar: 4 Inclusive Education & Social Cohesion

INCLUSIVE EDUCATION & SOCIAL COHESION

- Promote a paradigm of inclusivity in all schools
- Equity
- Resourcing
- Implement SIAS
- Capacity Building

Inclusive education and social cohesion ensure that every learner in the province receives a quality education and can become a productive citizen. This pillar highlights the pivotal role that education has in unifying society around the common goal of preparing for the future of our children. Inclusive education will facilitate the inclusion of vulnerable learners and reduce barriers to learning through targeted support structures and mechanisms that will improve the retention of learners in the education system, particularly learners who are prone to dropping out. This pillar focuses on the following.

Screening Identification Assessment Support Policy: Implement an efficient system for early identification and intervention in addressing barriers to learning. Implementation of streamlined Provincial Norms and Standards and the use of Technology for monitoring and evaluation of the Screening Identification Assessment Policy process in the province.

In accordance with Implementation of SIAS, in the previous financial year, the Department had set a target of 2 000 which included Grade 1 and Grade 8 learners. During the MEC's Annual Outreach Programme, learners were screened for hearing and vision. They were also provided with Therapeutic, Rehabilitative and Psychological services.

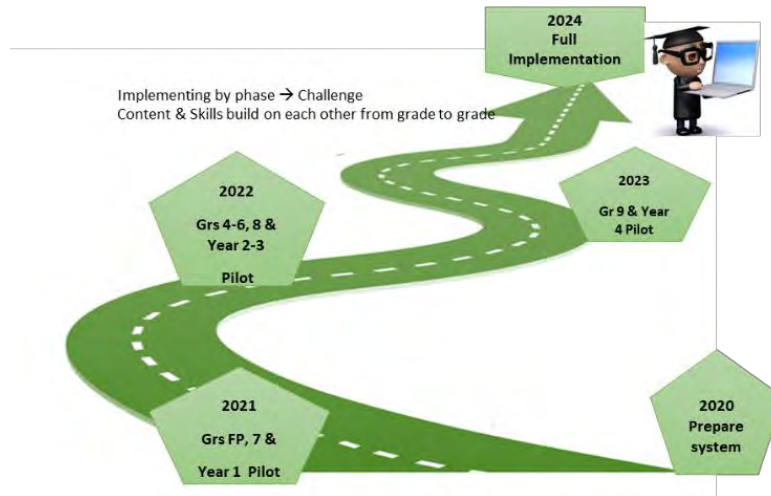
Curriculum Differentiation: Teachers are to be empowered to teach and assess in a manner that takes into consideration the diversity of learner needs in the classroom. **Capacity Building towards Competent Educators and Parents on supporting Inclusivity South African Sign Language CAPS:** There is an urgent need to put programmes in place that will improve retention and completion rates of deaf learners. Promote co-curricular activities, social cohesion programmes and safe school environments for holistic development of learners to enhance their learning experience and maximise their performance.

Address intrinsic (physical, mental and health related) and societal (poverty, violence, alcohol and drug use) barriers within a larger collaborative and multifaceted response towards the multiple barriers to learning faced by vulnerable children

Coding and Robotics Journey

The Department is committed to pilot the introduction of Coding and Robotics starting from foundation phase to grade 7 as part of aligning with the demands of the 4th Industrial Revolution. To this end, we would like to report that 25 grade R schools, 111 grades 4-6 schools and 111 grade 7 schools have been identified to pilot the teaching of these subjects. The training of Subject Advisors and Teachers was undertaken in 2022 where 187 grade R teachers, 50 Grade4-6 teachers and 222 Grade 7 teachers were trained.





(Source: Snapshot ppt ECDoE, 2022)

	Number of schools piloting	Number of teachers trained	Breakdown of Types of Schools piloting: eg: ELSEN -10 Schools ,etc
Grades R-3	25	187	<ul style="list-style-type: none"> ▪ 4 schools with Special Needs ▪ 3 multigrade teaching schools ▪ 18 mainstream
Grade 4-6	111	50	<ul style="list-style-type: none"> ▪ 61 Mainstream schools ▪ 40 Multigrade teaching schools ▪ 6 Full Service schools ▪ 4 schools with Special Needs
Grade 7	111	222	<ul style="list-style-type: none"> ▪ 61 Mainstream schools ▪ 40 Multigrade teaching schools ▪ 6 Full Service schools ▪ 4 schools with Special Needs

(Source: Snapshot ppt ECDoE, 2022)

Learner Attainment Improvement Strategy (LAIS)

The ECDoE continues to strengthen the Monitoring & Evaluation around the improved learning outcomes implementation to ensure that gains are sustained over time. Develop performance and accountability metrics. Below are the pillars of the Learner Attainment Improvement Strategy:



(Source: Snapshot ppt ECDoE, 2022)

Pillar One: Quality of Teaching and Learning

The pillar one focuses on curriculum planning, adherence to notional times and effective time management for teaching and learning, lesson planning, preparation and presentation, target setting (school/subject), effective instructional leadership, and adherence to the approved ATPS in all subjects.

- Curriculum implementation by ensuring effective curriculum coverage in all subjects, extra tuition programmes for struggling learners, improving reading proficiency. Focus on gateway subjects (Maths, Science and Tech), focus on high enrolment subjects and support Early Childhood Development (ECD) and learners with special education needs.
- Curriculum assessment efforts on tracking the system performance through formative and summative assessment, Improving the quality and quantity of informal assessment. Conduct Provincial Common Tests to standardise academic performance, ensure adequate revision programmes before administering quarterly assessments, set proper procedures in administering School-Based assessments (SBA) and analyse of both formal and informal tasks to inform academic interventions.

Pillar Two: Provision of Critical Resources (HR/ TSM, Infrastructure)

This pillar focuses on provision of educators by implementing the Post Provisioning Norms for 2023 timeously. Filling of substantive vacant posts to ensure that there's quality teaching and learning in the classroom and the provision of educators in schools with drastic increase in learner enrolment. Furthermore, this pillar deals with adequate provision of surplus educators in small and non-viable schools and ensure that substitute educators are appointed in the place of educators on accouchement and long sick leave. It also focuses on timeous delivery of stationery and textbooks to all schools, retention and retrieval of textbooks and timeous delivery of supplementary tuition resources to schools with grade 12, provision and utilisation of ICT portals/ platforms to enhance e-learning in schools. Lastly, this pillar focuses on the provision of adequate learning spaces to create an environment that is conducive to effective teaching and learning, provision of adequate learner furniture in schools with serious shortages and provision of ablution facilities in schools without functional ablution facilities.

Pillar Three: Basic Functionality

This pillar focuses on the following:

- Improving school Functionality,
- Provision of an orderly and secure environment to support learning,
- Use notional time effectively and mitigate effectively to factors that lead to time loss,

- Ensure availability and usage of critical policies and prescripts to inform the smooth running of institutions,
- Set up functional and critical management and governance structures (SGB and its committees, SMT and its committees including SBST, Subject committees and SDT),
- Set up compliance and consequence management procedures and systems,
- Ensure availability and usage of basic management and administrative documents.

Pillar Four: Educator Development and Learner Support

- Set up orientation and content workshops for Grade 12 educators of all subjects,
- Establish mentorship programme for novice educators in all subjects,
- Ensure that on-site coaching programme for struggling teachers,
- Make educators of all levels account for the level of performance of their subjects/ schools,
- Support struggling teachers through PLCs and Lead educators.

Learner Support:

- Set up learner support structures in all institutions,
- Support learners with special education needs (including learner concessions),
- Establish support programme to support struggling learners (learner boot camps and extra classes)
- Implement programme to improve bachelor passes and distinctions (highflyers).

Pillar Five: Leadership, Management, Governance and Relationships

The pillar focuses on the following:

- Ensure credible plans across all levels of management (school improvement plan (SIP), schools academic performance improvement plan (SAPIP), subject improvement plan (SIP, CIP, DIP),
- Communication of plans to all role players and stakeholders,
- Schedule of meetings across all levels of management,
- Financial planning (budget, procurement and auditing processes),
- Annual plans for SGBs and RCLs to strengthen school governance.

Pillar Six: Stakeholder Participation and Management

The pillar focuses on the following:

Parental Involvement:

- Communication strategies are in place to ensure that parents are informed about school academic activities (Grade 12 parents' meetings, signing of academic targets),
- Parents monitor learners written work on a daily basis,
- Attendance by parents in quarterly feedback session on learner performance.

Stakeholder Involvement:

- Organise Schools/ Circuit Izimbizo to promote stakeholder involvement,
- Integration of programmes by organised labour/ NGOs with school/circuit/ district programme to enhance learner attainment and educator development,
- Promote active participation of all stakeholders in QLTC structures.

ECDoE Reading Strategy 2022-2030

The ECDoE Reading Strategy 2022-2030 is a further heed to the President's call for all children to 'read with meaning' by the age of ten.

This strategy goes beyond the call of only ensuring that ten-year-olds can read but extends itself more to include the reading needs of all learners from Grades 1-9 as the need has become more dire in the aftermath of the Covid-19 pandemic. The Reading Strategy is squarely based on the National Sector Reading Plan with its 10 pillars to strengthen reading but firmly takes into account the context of the Eastern Cape. Whilst the national strategy introduces a top-down approach i.e., managing the strategy from the national and provincial levels down to schools.

The Eastern Cape Department of Education has taken an approach to manage the reading strategy from the schools upward. This means that every school will take ownership of its own reading policy and needs with support from the provincial department and the districts in specific areas of the strategy. It further means that the reading strategy will mainly be designed and managed "by the school for the school" using the framework provided by the National and Provincial Departments. This concept document aims to outline the provisions of the Learning Campaign and Reading

Strategy for Grades 1-9 (2022-2030) necessary to assist all stakeholders to get on board with the activities for the next 8 years.

Focus of Reading Strategy is to:

- To build best practice in the teaching of reading and language skills
- To encourage an enthusiasm and desire for reading.
- To improve the reading ability of learners so that they are able to take their place in the job market and contribute to economic growth.
- To build teachers' capacity to provide top quality teaching in all grades.
- To provide teachers with the necessary reading resources to teach reading effectively.
- To provide the foundation of digital literacy that will enable learners to embrace the technological world.

Early Childhood Development Plan 2023 - 2030

Early Childhood Development (ECD) plays a critical role in preparing a child to thrive in primary and secondary school. The Department has a plan to ensure access to Grade R in all primary schools and improve the quality of teaching and learning in this important grade. To achieve this, the Department is committed to continued investment in the training and development of Grade R educators. In the Eastern Cape, 4 043 schools offer Grade R. Below are the strategies to improve the quality of ECD:

- Curriculum-based early learning for all children birth to 5 years – implementing the National Curriculum Framework (NCF),
- Quality early childhood development programmes for all children birth to 5 years,
- Training and development for all those working in ECD – career paths, with intensive but flexible training opportunities,
- Coordination & integration of all early childhood development services,
- A flexible funding and provisioning framework.

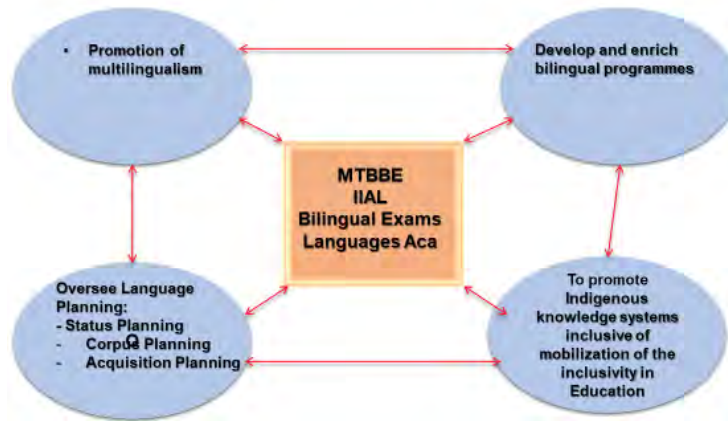
Mother Tongue Based Bilingual Education (MTBBE)

The implementation of Mother Tongue Based Bilingual (MTBBE) in the province and the country is taken an advance stage. The Eastern Cape Department of Education (ECDoE) is leading the country and provide guidance to the Department of Basic Education (DBE) to establishing the very first Language Unit of the national department of education, with the view to champion Language in Education Policy across all provinces. The ECDoE through its Education Language Unit, NECT and DBE are working on a national implementation strategy for MTBBE which will be rollout in all provinces in 2025. The Eastern Cape Province is leading the language national discourse on issues of decoloniality and intellectualisation of African languages as languages of teaching, learning and assessment across the sector. Important activities that augment this initiative are being implemented whilst others are underway.

As such, under difficult circumstances of budget for all departments and austerity measures, the ECDoE is continuing with implementing Incremental Introduction of African Languages (IIAL) and Mother Tongue Based Bilingual Education (MTBBE), the two (2) transformation agenda of the department. Furthermore, the department is preparing the system for 2023 to roll-out IIAL in Grade 4 and MTBBE in Grade 8. The DBE sector plan agree on following matters to champion a meaningful implementation on use of isiXhosa, Sesotho, promotion of the use of South African Sign Language (SASL) and Khoi & Nama language as languages of teaching, learning and assessment. In order to achieve MTBBE initiative, the planned and consistent advocacy for stakeholders is being intensified through the assistance of Pan SALB, who invested enormous funding to take this initiative forward; production of LTSM in these languages in the above language AY 23 LTSM catalogue has been produced.

In the academic year 2022 the Department afforded bi/multilingual trial exams through versioned/translated six (6) subjects viz Mathematics, Life Sciences, History, Physical Sciences, Agricultural Sciences and Accounting. The Grade 12 Bi/Multilingual Trial Examinations Question Papers for 2022 were versioned and written in isiXhosa and Sesotho. In January 2023 the academic year, the department has engaged UMalusi Examination Board research committee the view to afford end year Grade 12 examinations in all official languages of the province.

Implementation model



(Source: Snapshot ppt ECDoE, 2022)

General Education Certificate (GEC)

The General Education Certificate has been hailed as one of the most important post democracy education qualifications in South Africa. This qualification at National Qualifications Framework (NQF) Level 1, will not only reward learners after 10 (Ten) years of formal General Education Training (GET), but will ultimately also assist learners and parents in making choices to continue with schooling in the Further Education and Training (FET) sector.

The 2022 GEC sample consisted of 268 sampled schools of which 26 schools were sampled from the Eastern Cape. The 2022 pilot study piloted three aspects of the envisaged GEC; an Integrated Common Assessment Task (ICAT) based in project based learning, an inclination assessment that could be completed online and on a WhatsApp® application housed on the Teacher Connect platform of the DBE and Curriculum Tests for five (5) subjects viz. 11 official Home Languages, Afrikaans and English First Additional Language, Mathematics, Natural Science and Economic and Management Sciences. A very important improvement on the ICAT component of the GEC in 2022, was the addition of a 21st Century Skills assessment that could be captured on SA-SAMS.

The 2023 GEC Sample consists of 246 sampled schools from the province. Introduction and Orientation of GEC Pilot Schools was done on 13 February 2023. The training of provincial officials is due to take place in May 2023. Schools will implement the project in Term 3 and write Curriculum tests in Term 4.

Gender Based / Women Empowerment / Employment Equity Plan

The Department is working on ensuring that there is gender equity at all salary levels from the Head Office down to the Districts, Circuits and at School level. Below is the Department's equity status by salary level as at 28 February 2023. The Department has successfully developed and approved an EE Plan for the three-year term 2022-2024. The Employment Equity Plan derived from the Employment Equity Act for redress especially for gender and people living with disabilities. Through conscious and deliberate efforts and intervention such as capacity building workshops, teacher development and skills upgrading programmes (giving bursaries to upgrade academically) the province had drawn provincial specific indicators to monitor women's empowerment and gender equity percentages of office-based women in SMS and percentages of women school principals.

DISTRICT	SCHOOL BASED EDUCATORS				Grand Total	SCHOOL TEACHING STAFF	NON-TEACHING STAFF	SCHOOL BASED SUBSTITUTES	APPOINTMENTS ON SUSPENSE FILE (EXCL. NOA 17 & 32) AND 32)
	PRINC	DEP PRINC	HOD	PL 1					
ALFRED NZO EAST	208	103	381	2293	2985	343	2	11	
ALFRED NZO WEST	517	113	597	3553	4780	522	8	17	
AMATHOLE EAST	648	84	501	3047	4280	459	5	2	
AMATHOLE WEST	316	41	247	1729	2333	383	16	24	
BUFFALO CITY MUNICIPALITY	375	185	684	4191	5435	762	4	4	
CHRIS HANI EAST	443	65	375	2398	3281	412	6	18	
CHRIS HANI WEST	338	83	397	2418	3236	568	6	1	
JOE GOBABI	252	83	339	2048	2722	321	28	5	
NELSON MANDELA BAY	295	289	838	5037	6459	661	9	22	
O R TAMBO COASTAL	597	225	946	5615	7383	592	5	4	
O R TAMBO INLAND	538	143	722	4184	5587	777	6	9	
SARAH BAARTMAN	183	86	296	2051	2616	443	85	144	
Grand Total	4710	1500	6323	38564	51097	6253			

RANK	% FEMALE	TOTAL	
		MALE	FEMALE
PRINC	39%	4710	1838
DEP PRINC	47%	1500	701
HOD	71%	6323	4494
PL 1	76%	38564	29478
TOTAL	71%	51097	36511

(Source: Persal Snapshot of the Eastern Cape Education Sector)

POST CATEGORY	2023 EDUCATOR AGE ANALYSIS (EXCLUDING SUBSTITUTES)										Grand Total	% YOUTH	Grand Total	% YOUTH	APPOINTED YOUTH IN 2022/2023
	AGE: 20-29	AGE: 30-39	AGE: 40-49	AGE: 50-54	AGE: 55-59	AGE: 60-64	AGE: 65 AND ABOVE	AGE: 20-29	AGE: 30-39	AGE: 40-49					
PRINC	75	645	1745	1753	472	20	4710	19	0.4%						
DEPRINC	2	118	310	463	448	144	1500	53	3.5%						1
HOD	41	577	1205	2030	1946	494	6323	337	5.3%						2
PL 1	4035	7886	7702	9085	7630	2082	38564	9113	23.6%						1519
Grand Total	4078	8656	9862	13323	11777	209	51097	9522	18.6%						1522
TOTAL YOUTH 35 YEARS AND BELOW											9522				
% YOUTH											18.6%				
TOTAL YOUTH APPOINTED 2022/2023											1522				

DISTRICT	DISTRICT EDUCATOR AGE ANALYSIS (EXCLUDING SUBSTITUTES)										Grand Total	% YOUTH	Grand Total	% YOUTH	APPOINTED YOUTH IN 2022/2023
	AGE: 20-29	AGE: 30-39	AGE: 40-49	AGE: 50-54	AGE: 55-59	AGE: 60-64	AGE: 65 AND ABOVE	AGE: 20-29	AGE: 30-39	AGE: 40-49					
ALFRED NZO EAST	140	609	847	753	513	112	2985	454	15.2%						73
ALFRED NZO WEST	363	758	1077	1331	1004	236	4780	839	17.6%						322
AMATHOLE EAST	155	484	913	1360	1116	245	4280	428	10.0%						134
AMATHOLE WEST	191	291	301	649	714	172	2333	395	16.9%						42
BUFFALO CITY MUNICIPALITY	481	788	744	1459	1491	436	5435	1036	19.1%						122
CHRIS HANI EAST	252	493	618	958	772	182	3281	562	17.1%						83
CHRIS HANI WEST	245	455	654	882	906	278	3236	548	16.9%						118
JOE GOBABI	244	380	432	750	701	195	2722	505	18.6%						95
NELSON MANDELA BAY	767	1258	908	1240	1642	593	6459	1614	25.0%						303
O R TAMBO COASTAL	451	1663	1885	1350	256	13	7383	1492	20.2%						324
O R TAMBO INLAND	384	919	1342	1392	1076	257	5587	877	15.7%						170
SARAH BAARTMAN	393	549	341	464	592	230	2616	772	29.5%						305
Grand Total	4078	8656	9862	13323	11777	209	51097	9522	18.6%						1522

(Source: Persal Snapshot of the Eastern Cape Education Sector)

The table above shows progress in women empowerment, the female representation in public ordinary schools increased at principalship level to 39%, 47% at deputy principalship level and 71% at HoD level. The Department has 18.6% of young people below the age of 35 who are entering the system.

(A) DEPARTMENT EQUITY STATUS BY SALARY LEVEL AS AT 28 FEBRUARY 2023 (POST BASED EMPLOYEES)

SALARY LEVEL	FEMALE				MALE				GRAND TOTAL	% FEMALE
	FEMALE TOTAL		MALE TOTAL		MALE TOTAL		% FEMALE			
	African	Coloured	Asian	White	African	Coloured	Asian	White		
2	174	27	2	203	166	28	3	197	400	50.75%
3	816	134	26	976	1186	164	27	1377	2353	41.48%
4	211	15	10	236	82	1	2	85	321	73.52%
5	1474	77	49	1600	550	16	3	569	2169	73.77%
6	4290	269	4	4651	1058	48	15	1122	5773	80.56%
7	12822	1307	44	15470	5786	394	12	315	21977	70.39%
8	11985	521	41	13049	2825	198	12	98	16182	80.64%
9	4525	402	39	5277	2383	282	20	108	8070	65.39%
10	744	74	10	947	1148	130	6	69	2300	41.17%
11	379	36	2	453	654	90	3	47	1247	36.33%
12	121	6	1	131	159	21	1	13	325	40.31%
13	15	1	1	16	23	2	1	27	43	37.21%
14	1	2	1	3	7	1	1	8	11	27.27%
15	1	1	1	1	1	1	1	1	2	50.00%
16	1	1	1	1	1	1	1	1	2	50.00%
PERSONAL	2832	92	1	2956	12	1	13	2969	64144	0.00%
GRAND TOTAL	40391	2963	142	45970	16041	1376	56	701	64144	71.67%
TOTAL SMS	18	3	0	21	32	3	1	37	58	36.21%
DISABLED	60	2	7	69	43	9	3	55	124	0.19%

NOTE: status 30 NOVEMBER 2022

- Women in department 71.67%
 - Women in Sal Lev 9-12 57.01%
 - Women in SMS 36.21%
 - % disabled employees 0.19%
- * 56.4% of which are Salary Levels 2-8
 * However levels 11 and 12 are 63% male dominance
 * Excludes Acting SMS members however of the Acting SMS members (SL 13) 54% are female (13 OF 24)
 * Against Provincial Target of 2%

TOTAL FEMALE SMS MEMBERS INCLUDING THOSE ACTING = 42% (34 OF 82 FILLED SMS MEMBERS)

(Source: PERSAL Snapshot of the Eastern Cape Education Sector)

The table shows 36.2% women representation at the SMS post level in the Department, although women constitute 71.6% of the workforce. Seven (7) female middle managers were appointed to act at SMS post level, 57% of women that are permanently appointed as middle managers. People living with disabilities are still below 2%, however, these challenges are being addressed through deliberate efforts to designate some posts in as much as this is proving to be a challenge in the sector.

3.1 UPDATES TO THE RELEVANT COURT RULINGS

Centre for Child Law and 25 others v Minister of Basic Education and 4 others

The outcome is that education may not discriminate against learners who do not have official documentation and that undocumented learners are entitled to basic education, like any other learner. The outcome of the case will have far reaching effects on the provincial education environment, specifically on policy and protocols for school admissions. The matter is still pending. Department of Home Affairs was to carry out paternity test on these children, we are still awaiting their feedback.

Equal Education and Another vs Minister of Basic Education and Others

In the matter regarding public school infrastructure, judgment found several sections of the Regulations Relating to Minimum Norms and Standards for Public School Infrastructure (the sub-regulations) inconsistent with the Constitution, the South African Schools Act and a 2013 court order mandating the promulgation of the Regulations. It declared these sections of the Regulations unlawful and invalid and affirmed that government has an obligation to provide safe and adequate school infrastructure as a component of the right to basic education in terms of section 29(1)(a) of the Constitution. It also affirms that this obligation is immediately realisable and any failure to meet the obligation must be justified by the government. This matter has been dormant, no new developments since the court order.

SITA vs Department of Economic Development Environmental Affairs and Tourism (DEDEAT), ECDoE and others

In this matter, SITA brought an application to firstly interdict the further implementation of the contract between ECDoE and Sizwe for the distribution of 55 000 tablets, sim cards, and 13 virtual classrooms. In Part B of the application, SITA requested the court to review the procurement process. The matter is ongoing. In Part A, the court has issued an interim interdict as applied for by SITA. The review application will be heard in due course. The ECDoE has filed an application for leave to appeal the issuing of the interim interdict and has applied for the interdict to be stayed pending the outcome of the appeal. The matter is therefore ongoing. This matter is still on-going. All parties are busy in negotiation a possible settlement proposal to bring this matter to finality.

Centre for Child Law on behalf various schools vs MEC and others

In this matter, the Centre for Child Law demanded the upgrade and cleaning of ablution facilities, which the Department provided to the schools in the recent past. The matter was settled on the basis that SGB's acknowledge their responsibility to maintain ablution facilities, and to use funds for maintenance to do so. Schools were ordered to report to the Department on how the maintenance funds were utilised. We believe it is a huge step in the right direction, as schools and SGB's must take responsibility for the proper use of maintenance funds and take the responsibility to clean and maintain necessities such as ablution facilities. This matter is also dormant, no new development.



PART B

OUR STRATEGIC FOCUS

Impact Statement

Globally competitive learners who are able to succeed in a diverse and innovative world regardless of the socio-economic context of their schools.

Vision

All learners provided with opportunities to become productive, responsible and competitive citizens through an inclusive quality basic education system

Mission

To achieve the vision, we will:

- Implement appropriate and relevant educational programmes through quality teaching and learning.
- Mobilise community and stakeholder support through participation; and
- Institutionalise a culture of accountability at all levels of the Department.

Values

- High Performance
- Responsiveness
- Accountability
- Empathy
- Access
- Equity
- Integrity

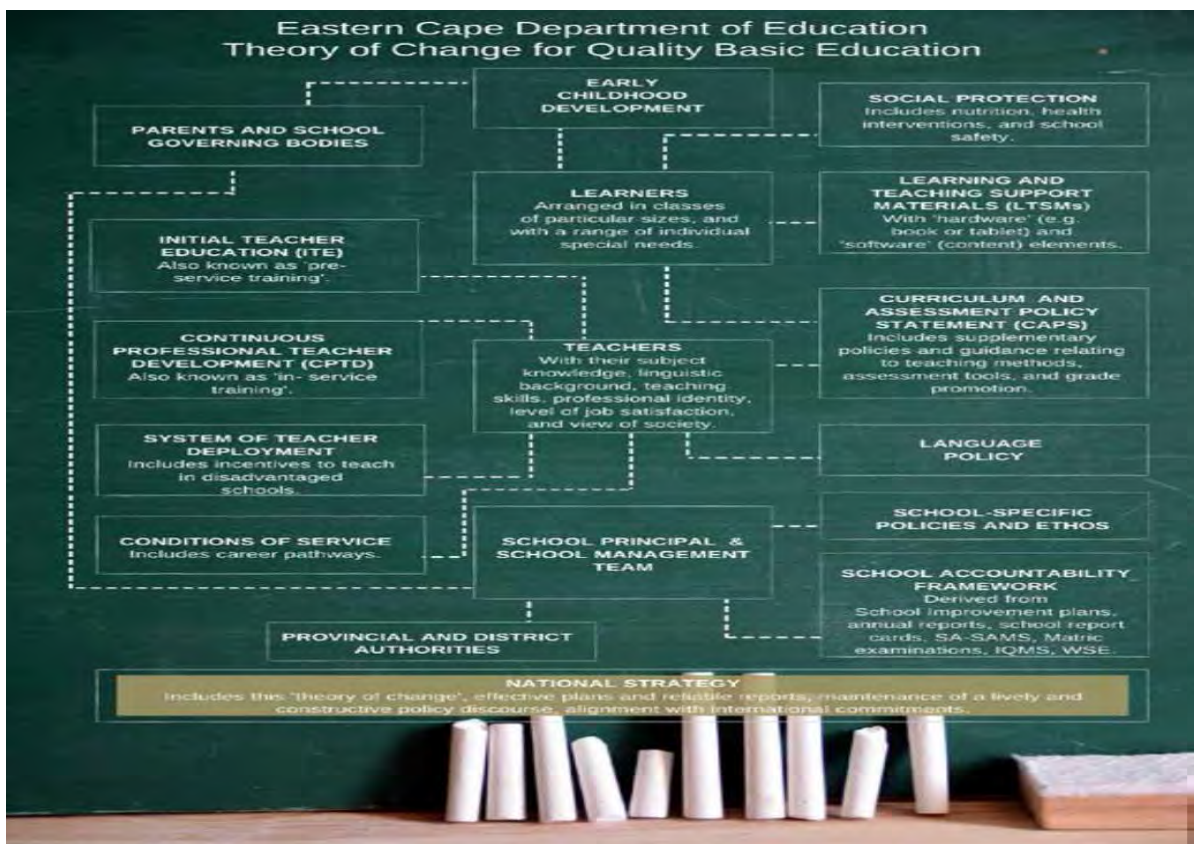


2. UPDATED SITUATIONAL ANALYSIS

The Eastern Cape department of Education developed a Strategic Plan for 2020-2025, which entailed the analysis of National and Provincial Policy Frameworks, research and analysis of planned interventions and programmes, and extensive consultation with stakeholders. Innovation is needed to develop underlying operational systems and data capturing systems, which can provide appropriate information for monitoring, planning and improvement which can help the department in many ways to keep up with internal and external developmental needs. Although such information is essential to identify challenges throughout the phases internally and externally, it is always important to centre the solutions around the primary stakeholders as they should be the ones to identify them first.

A Theory of Change for Quality Basic Education

This demands the ECDoE to be flexible in a way that enables it to execute its mandate, mission, vision, objectives and responsibilities in line with the available resources at our disposal. Such agility is reflected in our Theory of Change where ECDoE focuses on processes and strategies that prioritize teaching and learning that can produce learners who are able to think critically, come up with locally relevant and innovative skills and solutions to the challenges facing the province and the country at large.



2.1 EXTERNAL ENVIRONMENT ANALYSIS

In an attempt to understand the external environment and how it will affect the Department in its operations, the PESTEL tool of analysis has been used. This has given the actual context in which the Department operates in and the extent to which these factors impact on the delivery of the institutional mandate.

Political Factors

The population of South Africa increased to 60.6 million in 2022, with the Eastern Cape contributing 7 million, making up 11,5 per cent of the country's entire population. The population is forecast to rise to 6.67 million in 2030 with the learner population also increasing during the same period. Based on the 2019 General Household Survey by Statistics South Africa (Stats SA, 2022). While the majority (about 65 per cent) of the provincial population still resides in predominantly rural areas, an increasing share of the population has been moving to the urban centres. In terms of regional distribution, the largest share of the population resides in the OR Tambo District with an estimate of 1,5 million people, followed by Nelson Mandela Bay Metro at a population of 1,3 million people, while the Joe Gqabi District is the least populous district accounting for 400 thousand people residing in it.

The impact of an increased population introduces a greater risk of overpopulation in classes, especially in public schools. Because there is already a backlog in our services, this often leads to inconveniences such as an imbalance in the learner teacher ratio as more and more learners come in, while adding onto those who repeat classes, while there are not enough teachers to keep up with the growing learner numbers. This puts a detrimental strain on teaching and learning as the existing number of teachers cannot keep up, while there has to be constant readjustments in the department's programmes and constant reallocation of the budget to ensure efficient service delivery. The mandate of school resource targeting and fund allocation gets strained as the population increases. This is because the increased learner teacher ratio while there is a stagnant debt leads to budget cuts over resources such as scholar transport, school furniture, school nutrition, corporate ICT, ICT in schools, teacher development, quality assurance, and independent schools' subsidies. Funding mechanisms are also strained due to the increased population as more learners and schools are left with little or no funding as only a few can be accommodated due to budget constraints. This forces the department to have adjustments in our budgets to accommodate the increased demand while keeping up with inflation, which comes as a challenge as the ECDoE already has budget constraints.

The population increase also perpetuates the challenge of an existing lack of books, which increased by 4,9% nationally, while the Eastern Cape records 7,4% increase. Moreover, an increased population will in turn put more strain in the delivery of other services such as the provision of school nutrition in. An increased number of learners means an increased demand for more food to accommodate all the learners with the nutrition programme.

The increased population also puts a strain on the provision of scholar transport for a number of schools in the rural areas. While the ECDoE scholar transport program is reaching its intended targets, an increased population will make it difficult to sustain this trend as the number of learners to be transported to other schools increases. Thus, it will disrupt teaching and learning if all learners cannot be transported to and from the schools on time, while creating a backlog in the service delivery of future targets of the Department. Moreover, an increasing population will detriment on the department's new projects such as the EC Reading Plan. The Reading Plan intends to build teachers' capacity to provide top quality teaching in all grades, while provide teachers with the necessary reading resources to teach reading effectively as well as providing the foundation of digital literacy that will enable learners to embrace the technological world. With an ever-increasing population, as a part of innovative teaching and learning, this plan will be harder to implement and sustain considering the learner teacher ratio.

In a democratic society, power is often assumed to be the function of the elected elites from the consenting voters. Political power is never easy to be transformed into economic power that ordinary voters can possess. South Africa like many African countries is characterized by unequal power relations defined by race, different class specification, or geographical and demographic positioning. Politics can have a high influence on the internal strategic environment of national and provincial departments, including the department of education. This influence can determine the distribution of infrastructure resources and funding towards the provision of quality education. For example, political influence can suggest that those who have historical economic and educational deficit should not receive equal per capita expenditure, as the ratio should at least be 1:25 so as to address and redress historical disparities within the sector.

Political influence in educational practices for the ECDoE should also mean transformative education moving away from interventions that are only meant for poverty alleviation such as subsidies and social grants that tend to create dependency, but also involve critical skills for wealth creation for those excluded from economic opportunities so that there is no uniform or reliant way for people to achieve success in their lives.

Furthermore, in terms of political behaviour, individuals with higher education tend to participate in political activities to a larger extent than individuals with lower education. Politically related conflicts are a well-known phenomenon in South Africa and many of these conflicts have made their way into schools and classrooms. When political conflict arises, such as the non-cooperation of labour due to dissatisfaction, in terms of go-slows and strikes, tends to disrupt day to day activities and projects of the department such as Teacher Development Trainings, which delay teaching and

learning. Moreover, the political environment can impact educational activities in many ways, it could lead to a risk factor or lead to major role. It can also affect government policies at local to national level. The department should always be ready to deal with local and international outcomes of politics.

The popularity of service delivery protests, which have shifted to violent protests which are very destructive in nature as they cause a great amount of damage to infrastructure as they create no-go areas are also a result of political influence. Political unrest can have a damaging effect on the success of educational transformation. It can slow things down, be a drag in the process and sabotage the development process.

Economic Factors

The Eastern Cape has a poor agricultural sector, with declining levels of employment in all its labour-intensive industries and non-automotive manufacturers in the province leading to partial de-industrialization and more economic constraints. The fact that our province has highest level of poverty and human development compared to other province is an indicator that investment in education is key in order to have skilled graduates in the labour-intensive sector. It is therefore imperative to produce more agricultural learning centres especially in the rural areas as it where vast agricultural land is. Engagement with various stakeholders such as the Department of Agriculture to provide adequate machinery to work the land is key. This will assist with increase in food access making it easy for local farmers to supply produce to rural schools which are in Quantile 1,2&3. Also, by liaison with Department of Agriculture, and the Department of Rural Development and Agrarian Reform, COGTA, and the House of Traditional Leaders; the DoE is revitalizing rural economy by supporting small-scale farmers around these inaccessible rural schools.

The Department through the Education System Transformation Plan (ESTP) is trying to respond to the economic demands of the province. One of the pillars of the ESTP is Economic Drive which deals with Focus schools, namely, Agricultural Schools, Maritime Schools and Technical Vocational Schools. Such initiatives could be initiated even starting from lower primary schools where learners could start searching their field of interest because learners spend a lot of years after high school not knowing their passion and end up having to change fields. This creates a backlog with the number of employed graduates and learners actually leaving school to find work, having to take recurring programmes and bursaries.

Moreover, one of the challenges facing the education system in the province is growing national debt, leading to budget cuts in the department. Unfortunately, these have come at the cost of education provisioning that will affect learners across the country. Ensuring the quality provision of education is a crucial investment for economic growth and the reduction of inequality. Prioritising government spending on debt-servicing while continually decreasing money that should be spent on vital components such as public-school infrastructure, teachers and textbooks, is a neglect of the government's constitutional duties and is economically misguided.

Social Factors

The Eastern Cape has the highest level of poverty and lowest levels of human development relative to other provinces in the country. A larger percentage of households receive grants compared to salaries as a source of income in Eastern Cape, with an astonishing record of 60% by Stats SA (2021). Grants are particularly important as a main source of income for poor households in Eastern Cape (35,0%). Thus, the Eastern Cape has the second highest percentage of learners benefiting from the National School Nutrition Programme at 90%. Inadequate or severely inadequate access to food were also observed in the Eastern Cape with a 25,4 percentage (Stats SA, 2021). The NSNP helps to decrease the number of school absenteeism, and even further, the number of learners dropping out of school in the province. This in turn leaves us with a steady number of learners being productive and active in our classrooms, contributing to a higher pass rate.

The ECDoE, SGBs, NGO, Civil Society, Parents and learners have a responsibility to ensure that GBV which boils down to School – Related Gender Based Violence is ended. It is not a once-off event to end GBV in our schools, but rather a prolonged holistic approach is needed, in which each and everyone has a role to play to end GBV in communities and in schools. Moreover, being out of school due to different social factors not only leads to mental distress, but also exposure to drugs, violence, abuse, missed school-based meals and reduced development of social skills. In the long term, skills needed to transition into working lives will be affected.

Also, the disruption of the education system due to the pandemic, and social unrest such as service delivery and taxi strikes in the province brought unique challenges which requires swift responses. These challenges include school infrastructure vandalism, school dropout, and decline in passes as they cause great amount of damage to school infrastructure as they create no-go areas. Learners with special education needs are still marginalized within the Education System. Over recent years, ECDoE has stepped up efforts to promote inclusivity in our schools.

Another major contribution to the disruption of teaching and learning was the implementation of Eskom Load-shedding. The inconsistency of the stages and time slots for the power cuts made it difficult for teachers and learners to be fully functional in these extraordinary conditions. Public schools as well as the learners' homes, especially those in rural areas, do not have the capacity to buy generators in order to keep up with the Load-shedding. This meant that during school hours, the use of technology and access to e-learning had to be put to a hold whenever there were power cuts as there was no electricity nor a connection to use desktops and access e-learning platforms.



Also, when it is home time for the learners, they still couldn't properly do their homework, assignments, nor effectively prepare for their tests and exams as the power cuts disturbed their personal study schedules. For the teachers, they could not properly implement their take-home tasks such as test and exam setting and marking, as well as other admin tasks on their part because of the untimely power cuts. This created a backlog in the workload as well as the curriculum for both the teachers and learners. For the ECDoE, the Load-shedding disrupted operations severely as the department's generators could not keep up with the constant power cuts. This meant that there was no electricity nor a stable network connection for the ECDoE staff to carry out effective and efficient service delivery to the schools and communities towards teaching and learning.

While there has been an increase of population, we still need to be mindful of urban migration resulting in rural depopulation within the Eastern Cape. Rural depopulation and urbanisation have adverse effects on the Eastern Cape Department of Education service delivery. This results in a number of non-viable schools in the rural areas while the increase of the population in the urban areas results in overcrowded classrooms. The Department therefore has to embark on a process of school rationalization in rural areas wherein schools are either merged or closed. Some schools in the rural Eastern Cape had to be closed due to rural depopulation, with others at the risk of being closed because of the poor performance of the schools and a very low number of learners registering as well as a poor access to essential services such as libraries in rural areas. This is evident in the in-migration of urban areas in the country, more specifically within the Western Cape, which is higher than the national average; with people coming from the Eastern Cape's rural areas, thus taking over the natural population as a driver of demographic change. Unless a strong economic drive is enforced in the province to prevent the outmigration of families with their learners from rural areas to urban areas and cities, and other provinces in search of schooling and work, this situation will continue to prevail. The problem with this is that as people migrate to look for better opportunities, they leave with their high education levels, talents, and skills which could help develop the rural areas, resulting in skewed demographics and rural underdevelopment.

Despite our commitment to cater for learners with special needs, there are severe developmental constraints within the teaching and learning system for teachers to provide individual learner attention for learners to acquire knowledge and skills to progress through the system, while there are different attitudes and practices at the rural end that hinder knowledge and development. Thus, there is the challenge of the lack of facilities and equipment to support special needs education at schools. Whilst we have made headway in improving access to learning, we acknowledge the continuing challenges, especially in respect of equity and redress; the drop-out rates; the levels of literacy and numeracy; the performance of our learners in the subjects of mathematics and science; teacher support and development; and learner behaviour as well as parental involvement in the education system.

Technological Factors

The emergence of new digital technologies and websites have accelerated new forms of human interaction through online platforms. Therefore, transforming education is paramount as it provides for the establishment of educational institutions and curriculum geared towards the realization of technologically skilled teachers and learners even starting courses such as CAT and Coding at ECD institutions. By investing in ICT services which drive the transition of 4IR, the ECDoE can be able to produce an administration that can function adequately, resulting in the production of globally competitive learners. The ECDoE also intends on establishing partnerships with relevant stakeholders even in the private sector to enable the expansion of a fast network coverage reaching schools even in peripheral areas. This will enable the learners to access e-learning and the use of other platforms to help advance their soft skills starting from ECD. According to the Department of Basic Education, e-Education is an important area of innovation in modern ICT's delivery schooling in the next five years. e-Education together with SA-SAMS provide tangible benefits in terms of data distribution and introduction of online tools. Public – private partnerships between Education Departments with Dell Foundation and other stakeholders provided valuable lessons on how to harness technology, but also on how partners can work together to advance e-Education. This then concludes the strategy of adapting to new way of doing things after the pandemic of Covid-19. For example, EdTech which relates to the use of technology in classroom for leaning is some of new technologies that can be used produce more dynamic and digital learning materials. Partners such as Sasol Indalo Foundation have produced variety of material that can be copied as well as the conversion of national workbooks to interactive digital materials.

Furthermore, early introduction of technology in schools is vital to help manage the current advancement in ICT and the future. It is predicted by ADTECH Group that in 2031 all repetitive tasks will place by robots. So, this means that children need to be taught skills such as empathy, creativity, and higher cognitive thinking which computers cannot do (Joubert, 2022). Also, to increase the access of different populations to technology, is to use robotic tools such as Terrapin's Bee-Bots which can provide opportunities for children without means at home, to become technologically literate at an early age. These programmable robots help children with all manner of problem-solving skills in classrooms especially in the ECD level.

Environmental Factors

The impact of natural disasters is something that until this day puts a strain in the backlog of the province's infrastructure, which worsens yearly. The Eastern Cape school infrastructure is affected by storm damages constantly due to extreme weather occurrences; this mostly affects community-built school structures that are inappropriate, and also new buildings that have design defects. These unpredicted weather and climate conditions are detrimental to the



educational environment. This has mandated the ECDoE to partner with relevant stakeholders such as the Department of Public Works to help speed up the process of making sure that schools are equipped in such a manner that they can withstand natural disasters due to climate change. There are 103 disaster projects identified from December 2021 to January 2022 with a budget of R 228,2 million and were divided amongst the DoE and DPWI. For ECDoE there were 52 storm damaged schools allocated, with 29 under construction, 23 completed. For DPWI, there were 68 storm-damaged schools allocated, with 14 under construction, and 54 completed. While by April 2022, 62 schools that have been storm damaged are still in the planning stage with a budget of R193,7 million.

Furthermore, teaching and learning does not only take place in the classrooms as the learners need to benefit from being in a positive environment. Poor spatial planning denies the equal opportunity of learners to access good quality education. To such an extent, the Department has initiated temporary classrooms to curb the backlog of damaged classrooms due to extreme weather conditions. But there are still schools in peripheral areas that do not have enough adequate classrooms and some learners resort to studying in open fields and under trees because of overcrowding due to overpopulation.

Overpopulation is not only a problem that affect service delivery within the province due to the stress it causes to the environment which then result in limited provision of essential basic needs. But it is also a major environmental issue affecting most countries globally. Additionally, overpopulation, climate change, water supply, loss of biodiversity, pollution, global warming and ozone layer depletion are some of the relevant environmental issues challenging the development of education globally and nationally. For example, global warming has an effect in providing an environment that challenges productivity and comfort in classrooms during summer seasons due to increasing temperatures. To try and manage environmental challenges, the National Environmental Management Act, 107 of 1998 (NEMA) is a principal environmental statute. It comprises of regulation and policies such as 'specific environmental management act' (SEMA) which are aligned with policies such as The Environmental Protection Policies (EPP), National Water Act, 36 of 1998 and The Marine Living Resource Act of 1998 just to name a few. These legislations are responsible for addressing environmental issues at national and provincial levels (Guide- Environmental Law in South Africa, 2020).

Furthermore, to help address environmental issues and how they affect the country education system, Environmental Education (EE) was introduced. EE involves programmes such as the Southern African Development Community Regional Environmental Education Programme (SADC REEP) which was developed to introduce the Environment as a new curriculum to all levels of South African School Education (Maropeng, Motshegoa, 2006). The EE curriculum will be unfolded through Outcome Based -Education (RNCS) which have policy interpretation guidebooks that help educators to interpret 'environment' in eight Learning Area Statements. These include field trip guides in different environmental ecosystems to help learners and teachers have a feel for the environment.

Some schools are isolated and with the terrible road conditions and lack of bridges it is hard for learners and teachers to access the institutions. While the network coverage is terrible in these areas, it is even harder for the learners to access virtual learning in this 4IR when they cannot go to school because of such conditions even if they are granted with ICT material. Some structures even collapse while learning commences due to deterioration and the lack of maintenance as weather conditions tend to be harsh. The department still has a lot of work to do in this mandate but has made a huge difference thus far.

Legal Factors

The legal environment includes various laws and regulations enacted, amended and repealed by government, policies relating to licensing and approvals, policies related to foreign trade, strategies adopted by government to improve the business ecosystem are the examples of legal environments. Acts such as The National Education Policy Act (NEPA), 1996 (Act 27 of 1996) provides for the determination of national education policy for planning, provision, financing, co-ordination, management, governance, programmes, monitoring, evaluation and wellbeing of the education system.

NEPA is subject to the competence of the provincial legislatures in terms of section 146 of the Constitution, principles listed in section 4 of the Act, and the relevant provisions of provincial law relating to education. NEPA further provides for consultative structures for the determination of national education policy and legislation in the form of the Council for Education Ministers (CEM), Heads of Education Departments Committee (HEDCOM), and other consultative bodies on any matter the Minister may identify, as stated in section 11 of the Act and, where applicable, the Education Labour Relations Council.

On the other hand, The South African Schools Act, 1996 (Act 84 of 1996) outlaws any form of discrimination and seeks to redress past injustices in the provision of education and to provide education of a progressively high quality for all learners as its purpose is to give effect to the constitutional right to education. This act also insists that every parent ensures their child learner attends a school from the first school day of the year in which such learner reaches the age of seven years, until the last school day of the year in which such learner reaches the age of fifteen years or the ninth grade, whichever occurs first.

Information system continue to penetrate the daily lives of individuals throughout South Africa. There is also an increasing use of technologic device such as social media platforms. Social media platforms have increased the risk of legal matters in education and appreciation of the associated legal environment becomes a necessity. Confidential



information leaks every five minutes because of social media. To help protect the confidentiality of information, the ECDoE utilizes the Protection of Personal Information Act, 2013 (4 of 2013) [POPIA] which deals with the protection of personal information processed by public and private bodies; introduces certain conditions so as to establish minimum requirements for the processing of personal information; makes provision for the establishments of an Information Regulator to exercise certain powers and to perform certain duties and functions in terms of this Act and the Promotion of Access to Information Act, 2000; provides for the issuing of codes of conduct; provides for the rights of persons regarding unsolicited electronic communications and automated decision making; regulates the flow of personal information across the borders of the republic; and to provide for matters connected therewith. This act is most relevant to the department as we are in the 4IR and learners utilize technological sources such as pads, laptops, and even cell phones to access e-learning. The introduction of 4IR also comes with complications of the distribution of electronic information as learners tend to not only distribute educational material but personal content too, this needs to be administered and protected as learners' study among bullies.

The legal and regulatory environment can affect the policies and procedures of the ECDoE and can control employment, safety and regulations. Common legal factors that the department focuses on should entail industry specific regulations, health and safety regulations, employment regulations. Thus, the legislation is updated frequently as new court rulings relating to education arise and determine procedures of the department going forward.

Some of the recent court rulings pertaining to the department include "Centre for Child Law and 25 others v Minister of Basic Education and 4 others". In this ruling, it was decided that education may not discriminate against learners who do not have official documentation and that undocumented learners are entitled to basic education, like any other learner. The outcome of the case will have far reaching effects on the provincial education environment, specifically on policy and protocols for school admissions. The matter is still pending. Department of Home Affairs was to carry out paternity test on these children.

Another court ruling relevant to the ECDoE is "Equal Education and Another vs Minister of Basic Education and Others", wherein in the matter regarding public school infrastructure, judgment found several sections of the Regulations Relating to Minimum Norms and Standards for Public School Infrastructure (the sub-regulations) inconsistent with the Constitution, the South African Schools Act and a 2013 court order mandating the promulgation of the Regulations. Thus, it declared these sections of the Regulations unlawful and invalid and affirmed that government has an obligation to provide safe and adequate school infrastructure as a component of the right to basic education in terms of section 29(1)(a) of the Constitution.

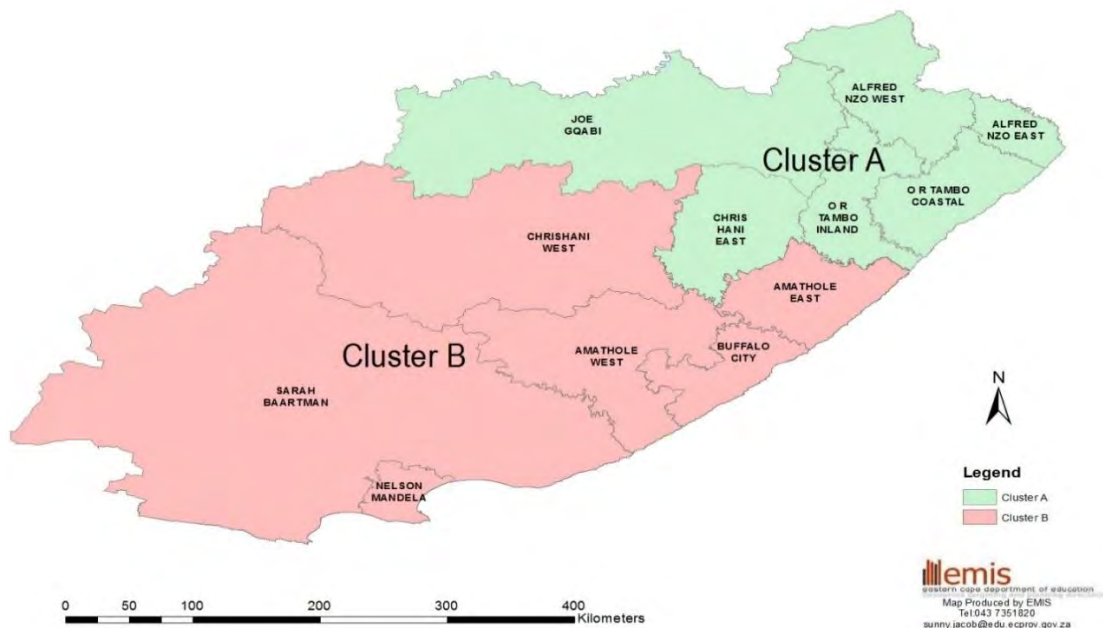
In a recent story of an ECD pit toilet death of a young learner in a school in Luna Primary School, Bizana in the Eastern Cape in 2018, the department realised how much work needs to be done in order to ensure the safety of young learners within the school premises by ensuring that there is habitable and adequate infrastructure. Thus, one of the most paramount court rulings that helped towards achieving this is "Centre for Child Law on behalf various schools vs MEC and others". In this matter, the Centre for Child Law demanded the upgrade and cleaning of ablution facilities, which the Department provided to the schools in the recent past. The matter was settled on the basis that SGB's acknowledge their responsibility to maintain ablution facilities, and to use funds for maintenance to do so. Schools were ordered to report to the Department on how the maintenance funds were utilised. We believe it is a huge step in the right direction, as schools and SGB's must take responsibility for the proper use of maintenance funds and take the responsibility to clean and maintain necessities such as sanitation facilities.

2.2 INTERNAL ENVIRONMENT ANALYSIS

The Eastern Cape Department of Education has a responsibility to ensure that there is maximum access to quality basic education and training which is provided to the citizens of this Province. This mandate is supported by the following service delivery outcomes:

- To improve the quality of teaching, learning and assessment within compulsory school-going phases.
- To improve all educational institutions and develop them into thriving centres of excellence.
- To strive to progressively provide access to further/higher education.
- The provision of adequate supply of the right quantity and quality of suitably qualified educators and practitioners; and
- The acquisition of the skills required to drive the curriculum, administration, social and psychological support programmes.

The Department adopted a 4-tier Service Delivery Model (SDM), which is comprised of the Provincial Head Office. The province has 12 Districts that are divided into two clusters, which are cluster A and B, and each cluster oversees six (6) Districts which on average services between 25 – 30 schools per Circuit. Each Circuit is led by a Circuit Manager. On the new SDM, the Department established 203 Circuit Management Centers to service all public the schools (5 020) in the province. According to the National Development Plan (NDP): Vision 2030, states that districts have a responsibility to “provide targeted support to improve practices within schools and ensure communication and information sharing between authorities and schools. Schools need to share best practice.”



(Source: Eastern Cape, SA-SAMS, New Education Districts and Clusters)

The organisational and posts establishment structure was approved for implementation by the MEC in 2019/20 financial year. 2023/24 is the fourth financial year for the Department in operation with the structure. It is a requirement that organisational of the public service institution be amended after 3- 5 years, as depicted in the Amended 2015 Department of Public Service and Administration (DPSA) directive on changes to the organisational of the Department.

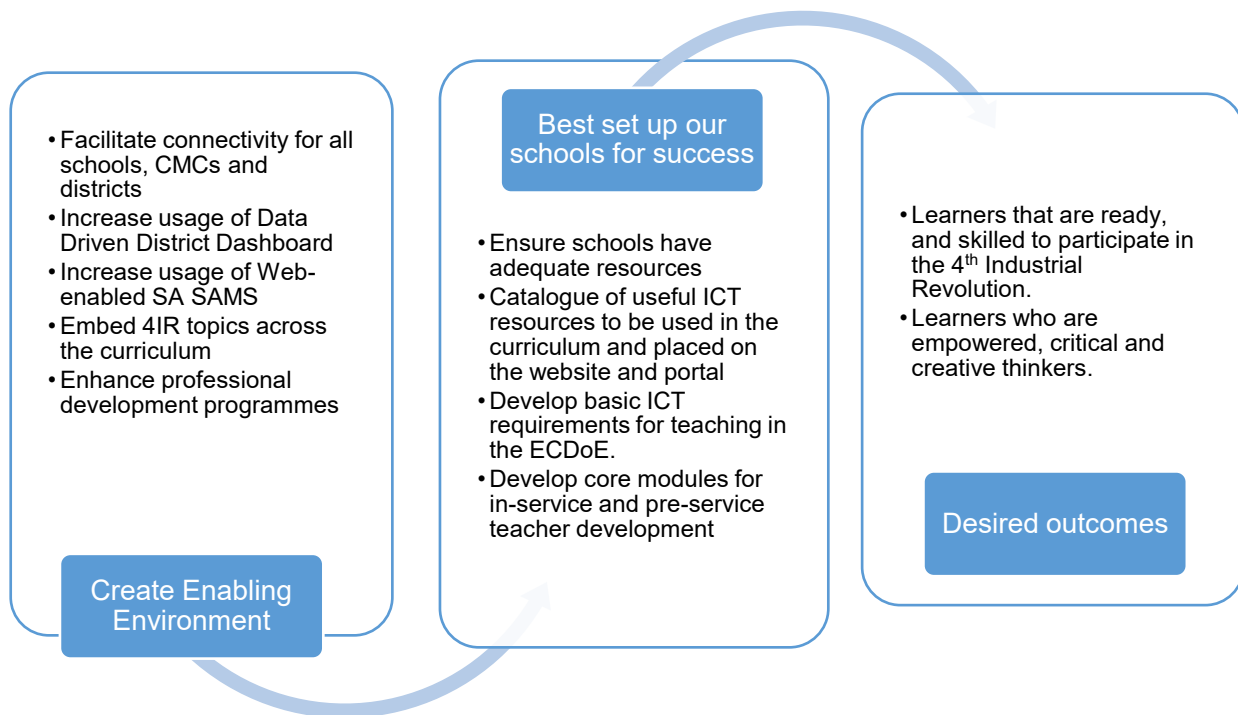
The period is given to Department to unpack their current strategy in ensuring the Department continue exercise its purpose and mandate. The placement was done in line with the staff migration agreement. Here is how the organisational structure is progressing:

- All SMS members, middle managers and some permanent employees were placed in line with the approved organisational structure;
- Funded vacant positions were advertised for filling and in other instances acting arrangements are implemented;
- The migration process for all employees was completed by 31 March 2022;
- A total number of 115 employees remain unplaced and the Department will derive mechanisms to migrate them to the establishment of the Department.

The contextual realities are demanding a closer review of the system and operations. Numerous internal and external factors have had an effect on the Department’s operations since the organisational structure was approved. The public

service embarked on budget cuts. In the province, this meant that Department of Education as the biggest Department will have to be subjected to a bigger margin of the provincial budget cut. This forced the Department not to achieve some of its strategic objectives due to budget constraints.

Education districts play a central role in ensuring that all learners have access to education of progressively high quality. Districts are the link between Provincial Education Department, their education institutions, and the public in general. They are often the major and sometimes the only source of external assistance and support received by schools. Districts are, therefore, a key vehicle for initiating, testing, driving, and sustaining systemic reforms. Schools often lack the capacity to redesign themselves and school functionality therefore relies in many ways on the functionality of education districts. Therefore, the Department will continue to decentralize authority to Districts to ensure that service delivery decisions are made close to service delivery points. The Department will support all Districts on all delegated functions. In addition to the above, the Department is to ensure uniformity across the system and will work on standardizing human resource services through ensuring that Standard Operating Procedures (SOP's) and process maps are designed and implemented by all Districts.



A Circuit Management Framework was developed and has been approved. The objective is to support, monitor and make Circuit Managers accountable for improved Circuit and School functionality. The Framework has been developed using Quality Promotions & Standards guidelines on Whole School Evaluation. The rollout of District Fundamentals of Performance which is focusing improving efficiency in both finance and corporate services has begun.

Human Resources Landscape

While there is sufficient supply of qualified educators in most of the fields, there is a difficulty in recruiting qualified educators for scarce skills such as Mathematics and Science. Representations have been made to National Department of Basic Education for the awarding of Funza Lushaka bursaries for this Province to target persons studying towards qualifications in the scarce subjects including Mathematics and Science as well as all other identified fields where the supply may not be sufficient. The moratorium on the filling of public service posts has also resulted in a high vacancy rate in support personnel. Highly skilled and experienced employees were lost through attrition and the posts could not be filled. Succession planning was therefore compromised.

2023 AGE ANALYSIS	PRINC	DEP PRINC	HOD	PL 1	Grand Total
AGE : 20 - 29 YEARS		2	41	4035	4078
AGE : 30 - 39 YEARS	75	118	577	7886	8656
AGE : 40 - 49 YEARS	645	310	1205	7702	9862
AGE : 50 - 54 YEARS	1745	463	2030	9085	13323
AGE : 55 - 59 YEARS	1753	448	1946	7630	11777
AGE : 60 - 64 YEARS	472	144	494	2082	3192
AGE : 65 YEARS AND ABOVE	20	15	30	144	209
Grand Total	4710	1500	6323	38564	51097

(Source: School Based Educator Persal Snapshot Age Analysis – (excl substitutes)

In February 2023, 55,7% of publicly employed teachers were aged 50 or older and will therefore retire in the next 10 years, representing an unprecedented demographic change. It is not an overstatement to say that the South African education system will rise or fall based on how this challenge is dealt with. The biggest challenge that will facing the Eastern Cape Department of Education in the coming years is the aging and retirement of educators. The department will continue to encourage the recruitment of Funza Lushaka bursary graduates into the system as this will have the additional advantage of dealing with the impact of our aging teaching cohort.

In 2023/24, the Department will continue to support its hardworking, dedicated cohort of officials and teachers who work tirelessly under extreme circumstances given the environmental and psycho-social stressors to which they are exposed daily. In-service teacher training will continue to contributor to the development of teachers who are resilient, have the competencies, skills and attitudes needed to embrace, adapt to and adopt change to the rapidly evolving world of teaching. This includes the use of technology into their classroom practice, hence the huge focus on the training and acquisition of ICT skills for teachers. The shift to a blended learning approach utilizing multiple learning platforms will continue to see large numbers of teachers register for online training.

Governance and Organisational Systems

As the Department has identified administrative efficiency as a key area of focus for 2023/24, it will need to actively recruit competent staff who wish to enter the education administration arm of the education sector. Education administration is critical to support the drive for basic school functionality and reducing the administrative burden at schools. The department faces a hugely challenging transition period as it attempts to balance the loss of highly competent, experienced, career education administrators with the need to identify, prepare, mentor and coach the next generation of education administrators and leaders for a seamless transition into their new roles.

The Department's Education Management Information Systems (EMIS) continues to be its data management hub and the aim is to position the system into being a more pro-active source of information for the department in supporting quick and informed decision making within the organization and across the sector at large. The aim is to ensure improved data security by strengthening our ICT server hosting environment and back-up techniques. This will safeguard all schools' information against any threats and potential data-loss, ensure that our information source continues to be reliable and the latest data management techniques are implemented within our organizational data management processes. Furthermore, work will continue ensuring that the Department supports schools in improving data capturing and ensuring validity of information captured through strengthening the processes within SASAMS and providing training to our schools on the new developments within the system.

Improving Organisational Efficiency.

Education districts play a central role in ensuring that all learners have access to education of progressively high quality. Districts are the link between Provincial Education Department, their education institutions, and the public in general. They are often the major and sometimes the only source of external assistance and support received by schools. Districts are, therefore, a key vehicle for initiating, testing, driving, and sustaining systemic reforms. Schools often lack the capacity to redesign themselves and school functionality therefore relies in many ways on the functionality of education districts. Therefore, the Department will continue to decentralize authority to Districts to ensure that service delivery decisions are made close to service delivery points.

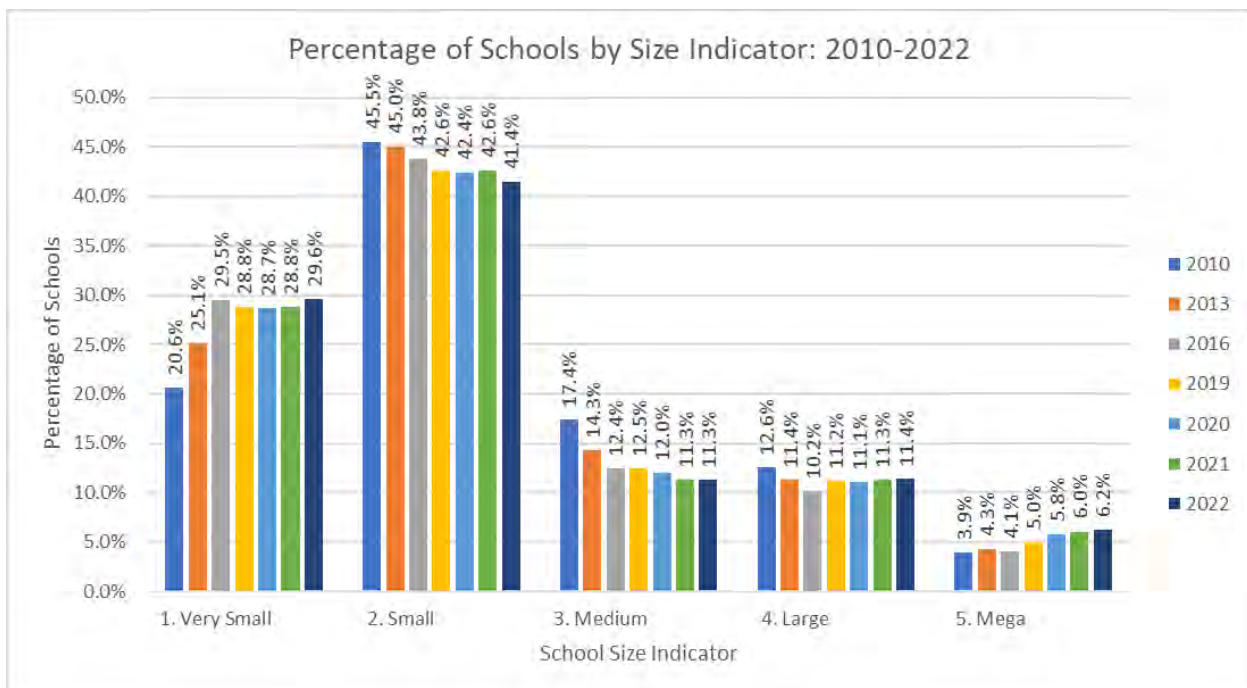
The Department will support all Districts on all delegated functions. In addition to the above, the Department is to ensure uniformity across the system and will work on standardizing human resource services through ensuring that Standard Operating Procedures (SOP's) and process maps are designed and implemented by all Districts. A Circuit Management Framework was developed and has been approved. The objective is to support, monitor and make Circuit Managers accountable for improved Circuit and School functionality. The Framework has been developed using Quality Promotions & Standards guidelines on Whole School Evaluation. The rollout of District Fundamentals of Performance which is focusing improving efficiency in both finance and corporate services has begun.



- To increase the functionality and efficiency in schools, the Department will do the following:
- A Framework guiding operations of Circuit Management will be developed by the Eastern Cape Department of Education (Office of the Head of Department) which is in line with Nine (09) Focus Areas of Whole School Evaluation. These Focus Areas are critical as they are the domains of School Functionality.
- The ECDoE in line with the Circuit Management Framework will develop and mediate School Monitoring and Support visit Tool for Circuit Managers as well as reporting tools for both Circuit Managers & CMC Heads.
- Circuit Managers will be trained on School Improvement Planning processes, in order to support schools on conducting School Self Evaluation and developing School Improvement Plan.
- Support working sessions for CMC Heads will be conducted to guide CMC Heads on annual management processes leading towards functional Schools and Circuits through administration of School Monitoring and support visit tool. The session will empower CMC Heads on improving Frequency and Quality of School Monitoring and Support visits, for enhanced functional schools (Strategic Goal 27 of Action Plan 2019 & NSOI 104).

School Rationalisation and Realignment Programme

The need to rationalise schools in the Eastern Cape is pressing. The province not only inherited many very small schools from the Transkei era, but out-migration to urban centres both within and outside of the province has also made many schools unviable. The rationalization aims to provide schooling to be more effective and efficient through the closure of small and unviable schools, and the reallocation of learners to larger, better-resourced schools. For 2023/24 the Department will embark on Stakeholder consultation regarding 259 schools planned for Rationalisation.



(Source: SA-SAMS Eastern Cape 2022)

The graph shows the percentage of schools by size as from 2010 to 2022 across the districts. While the Department is still faced with existence of small unviable schools in our districts, the issue of functionality of schools and effective management and monitoring is still one of the major challenges facing the Department.

LTSM Provision

The provision of LTSM is a Constitutional obligation which seeks to provide learner access to quality education. LTSM which is consumable in nature, such as stationery, is replenished on an annual basis. Annual orders are based on anticipated student enrolment for the upcoming academic year after consulting with the districts and schools. In terms of textbooks, an appropriate supply is progressive in that every year's purchase expands learner coverage. The Department has made sure that each school is provided with an updated textbook inventory at the conclusion of each fiscal year in order to hasten textbook coverage at schools.



Audit Outcomes

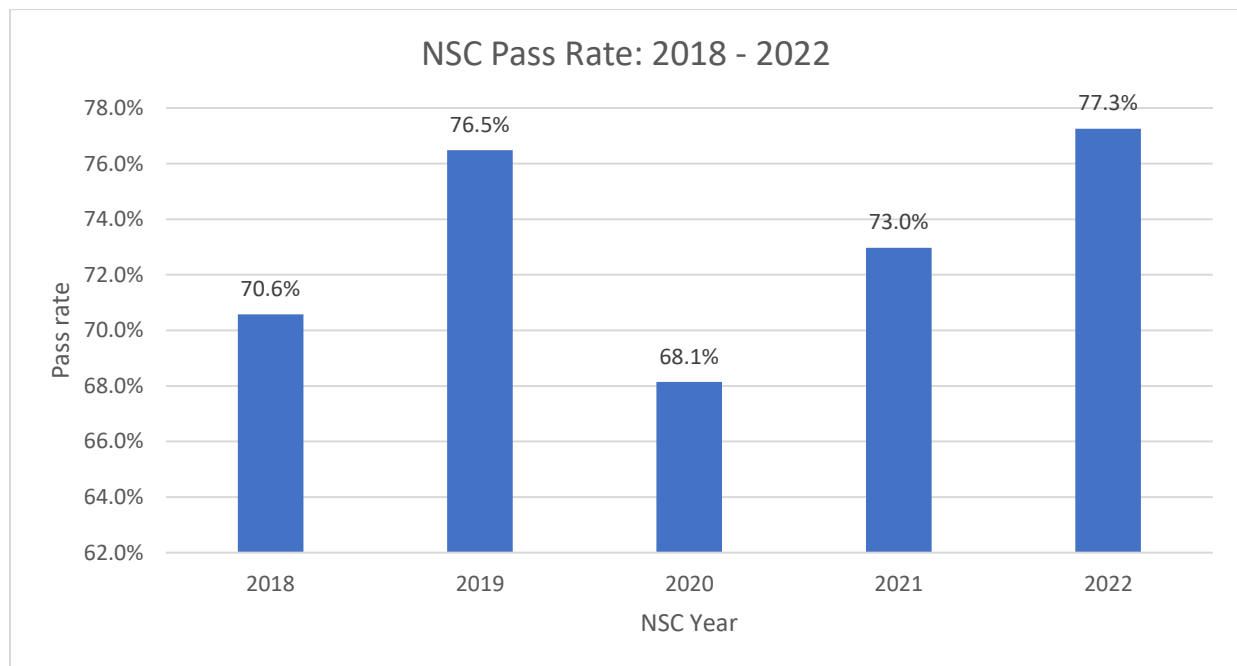
The Department received unqualified audits for the past 6 consecutive financial years with 7 qualification areas but for 2021/22 audit period, there was only 1 qualification area relating to Immovable Assets. The Department is working tirelessly this financial year to ensure that this high-risk area is eliminated, and the Department gets an unqualified audit opinion. Turnaround Strategies are developed in areas of weakness in controls with action plans to strengthen these controls. The Department monitors the implementation of action plans on a quarterly basis and reports to oversight committees such as the Cluster Audit & Risk Committee (CARC), Education Portfolio Committee (EPC).

Gender Based Violence and Femicide Strategy

School-related gender-based violence (SRGBV) is a phenomenon that affects millions of children, families and communities in South Africa and the province of Eastern Cape is no exception to this scourge. In an attempt to uphold the constitutional right of children to be protected against any form of violence particularly in the teaching and learning environment, the department will continue to strengthen its school related gender-based violence interventions within all its ranks. Gender workshops, anti-bullying campaigns and psycho-social help is offered in many forms. The Department held a number of awareness campaigns on GBV across the District. 16 Days of Activism was launched. Districts participated in Gender Based Violence Youth Camp and Career Expos. Six Hundred and fifty (650) learners from four (4) schools in Alfred Nzo East participated in Gender Based Violence Dialogues which were conducted in partnership with Love Life setting priorities for the effective utilisation of resources.

National Senior Certificate Performance

The presentation of the performance scorecard of the NSC Grade 12 class of 2022 is the evidence the Department made of sustaining the upward trajectory as clearly and explicitly expressed in the Departmental Transformation Plan and applied through the Learner Attainment Improvement Strategy (LAIS). These are the best results ever produced in the Eastern Cape Province.



(Source: SA-SAMS Eastern Cape 2022)

The Department and the people of the Eastern Cape are forever grateful to this Grade 12 class for producing this outstanding performance of 77,3% and this can never to be erased from the records of Eastern Cape history. Given the high enrolments in the class of 2022, the total number of learners that passed the National Senior Certificate stands at 70812 making it 4042 more learners passing in 2022 compared to 2021. The number of Bachelor passes increased by 2.5 % from 34.3% in 2021 to 36.8% in 2022. In real terms it means:34974 learners have a Bachelor pass; 24465 learners obtained a Diploma pass and 13923 learners a Higher Certificate pass. The Grade 12 class of 2022 has created a legacy that can only be emulated or be a point of reference for the future targets for the Grade 12 cohorts to come in the Eastern Cape Province. Given the high enrolments in the class of 2022, the total number of children that passed the National Senior Certificate stands at 73 386 making it 6616 more learners passing in 2022 compared to 2021.

Subject performance, across the spectrum, has improved. Of the 53 subjects that were written, 23 subjects have shown an upward trajectory, 21 subjects dropped by low margins and 9 remained unchanged. High enrolment subjects, with no less than 10 000 learners for the specific subject, exhibited commendable improvements. Trends analysis between 2021 and 2022 shows the following commendable subject performance improvements: Accounting improved from 76,4% to 76.9%, Economics improved from 73,4% to 78.6%, Geography improved from 73,8% to 77.8%, Life Sciences improved from 70,8% to 72.2%, Physical Science improved from 62,3% to 70.5%, Mathematics Literacy improved from 72.3% to 83.1%. There was a decline, although marginal, in five high enrolment subjects. Trends in decline are as follows: IsiXhosa Home Language dropped by 0.2% from 99.7% to 99.5%, English First Additional dropped by 0.2% from 98.8% to 98.6%, Maths dropped by 0.5% from 46.6% to 46.1%, History by 2.1 % from 89.3% to 87.2%, Business Studies declined by 5.1% from 80.6% to 75.5%. However, the decline is equally an opportunity to design new turnaround plans that will eliminate marginal declines altogether

District Performance

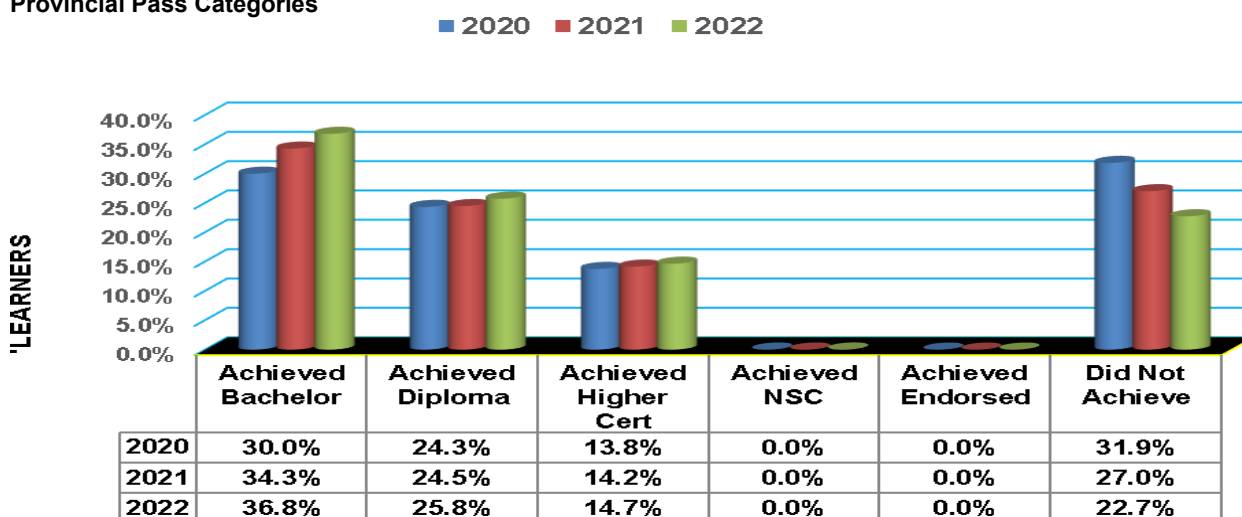
DISTRICT	2021		2021	2022		Difference	2022
	Achieved	Did Not Achieve	Pos	Achieved	Did Not Achieve	2021 - 2022	Pos
ALFRED NZO WEST	73.7%	26.3%	5	82.7%	17.3%	9.0%	1
BUFFALO CITY	79.0%	21.0%	1	81.5%	18.5%	2.5%	2
NELSON MANDELA	78.2%	21.8%	2	80.4%	19.6%	2.2%	3
CHRIS HANI EAST	69.5%	30.5%	10	79.6%	20.4%	10.0%	4
AMATHOLE WEST	74.6%	25.4%	3	78.3%	21.7%	3.7%	5
AMATHOLE EAST	74.4%	25.6%	4	78.0%	22.0%	3.7%	6
ALFRED NZO EAST	72.7%	27.3%	6	77.0%	23.0%	4.3%	7
OR TAMBO INLAND	70.3%	29.7%	9	76.8%	23.2%	6.5%	8
SARAH BAARTMAN	71.9%	28.1%	7	75.5%	24.5%	3.6%	9
CHRIS HANI WEST	71.9%	28.1%	8	72.0%	28.0%	0.1%	10
JOE GQABI	69.2%	30.8%	11	71.7%	28.3%	2.5%	11
OR TAMBO COASTAL	67.7%	32.3%	12	71.2%	28.8%	3.5%	12

District performance in 2022 took a new turn, with three Districts performing above 80%, and no District below 70% at all. The top 5 performing District in 2022 are:

- Alfred Nzo West is top performing at 82.7%, an improvement of 9% from 73,7% in 2021.
- Buffalo City Metro is second at 81.5%, an improvement of 2.5% from 79% in 2021
- Nelson Mandela is third at 80.4% an improvement of 2,2% from 78,2%, in 2021
- Chris Hani East is fourth at 79.6%, an improvement of 10% from 69.5% in 2021
- Amathole West fifth at 78.3%, an improvement of 3.7% from 74.6% in 2021
- Amathole East sixth at 78 % an improvement of 3.7% from 74.4% in 2021

Chris Hani East District has become the most improved District at 10% improvement, followed by Alfred Nzo West at 9%, as well as OR Tambo Inland at 6,5%. The correlation between District performance and quality of their passes is retained in 2022.

Provincial Pass Categories



(Source: Snapshot ppt ECDoE, 2022)

The Eastern Cape together with KwaZulu-Natal and Limpopo are the three most rural provinces in the country, produced a combined total of one hundred and thirty-seven thousand, seven hundred and one (137 701) Bachelor passes, which is equivalent to 63.0% of the total Bachelor passes; an improvement of 13.5% from the 2021 total Bachelor passes. In addition, these three most rural provinces, produced one hundred and seventeen thousand, four hundred and fifty-one (117 451) passes with distinctions, which equivalent to 53.7% of total of distinctions- which is an improvement of 13.1% in 2021. Six (6) of the 12 Districts performed above the Provincial average of 36.4% Bachelor pass, and three of the six are newcomers in the top three spot, and these are Chris Hani East, Alfred Nzo West and OR Tambo Inland. The rundown of Districts Bachelor passes: BCM is the top District at 43.5% bachelor pass, Chris Hani East is second at 41.3%, Alfred Nzo West is third at 40.5%, OR Tambo Inland is fourth at 38.3%, Nelson Mandela Bay Metro is fifth at 38.2% and Amathole East is 6th at 37.2% pass rate in 2022, an improvement from the two in 2021 of Joe Gqabi at 27.3% and OR Tambo Coastal at 28%.

Early Child Development

Early Childhood Development as emphasized by the NDP, is of supreme importance for building strong human capital from an early stage going up to secondary and tertiary learning. The President announced in the 2019 SONA that the country would proceed towards two years of compulsory pre-school for all children before they enter Grade 1. The Department finalised the ECD function shift in April 2022 and it is expected that there will be improvement of the development of children and the quality of ECD education in providing the best support to children from an early age onwards. Indeed, all due processes were followed and the function shift was finalised in April 2022. The Department of Education received personnel from the Department of Social Development.

According to the ECD Census 2022/23 there are 5 323 centres in the Province, 2 619 centres are currently registered, 598 centres and 2 000 are not registered are currently in the process of registration. The enormous demand for ECD facilities has not been addressed comprehensively. Thus, informal centres that operate in areas not suitable for ECD outnumber formal ECD centres. In the province of Eastern Cape, formal ECD centres are generally scarce. The enormous demand for ECD facilities has not been addressed comprehensively. Thus, informal centres that operate in areas not suitable for ECD outnumber formal ECD centres. The situation has been exacerbated by the proliferation of backyard centres, which are illegal under these circumstances. The unregistered service is considered a viable option by parents in need of day-care for their children while they are at work. These facilities do not adhere to national guidelines and policy directives and are therefore not registered. These informal centres are frequently characterised by overcrowding, a lack of resources, and in most cases, a disregard for safety regulations. Consequently, the unregistered centres are not reachable for support and receive no grants from the provincial government which makes it difficult to quantify reach and access. There is an urgent need to continue formalizing informal crèches that function as childcare providers in order to standardize quality access. Funds for operational costs were transferred to 4 088 schools benefiting 107 688 Grade R learners. 15 ECD centres had their infrastructure maintained. All quintiles 1 to 3 schools that offer Grade R received Classroom Stationery Learner Packs and Classroom Packs. Bursaries were provided to 608 students doing BED Foundation Phase degree and 368 students for the Diploma in Grade R Teaching.

For the Department, to ensure the quality of any service, it is necessary to assist centres in transitioning to a formal service and subsequently gaining access to state funding. The following issues require immediate attention: the need for resources, poor infrastructure, lack of parental involvement; and support for ECD practitioners. To rectify the situation, the province is expediting the registration of 390 ECD centres in the 2023/24 financial year. The maintenance component is also available to assist centres in achieving compliance for registration. Jamborees are used to reach



ECD practitioners and supervisors and share important information ranging from registration, resourcing and capacity building. This is where the department starts the registration processes.

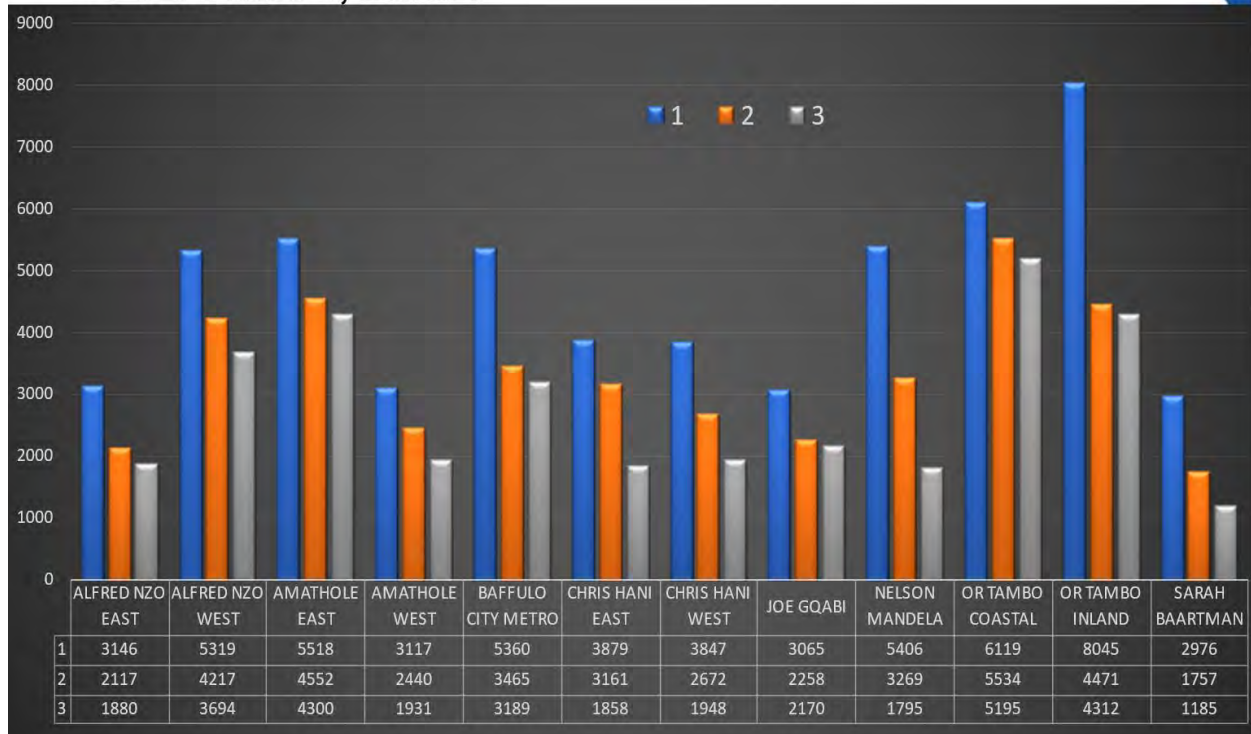
Presidential Youth Employment Initiative (PYEI).

The Department has implemented Phases 1-3 of the Presidential Youth Employment Initiative (PYEI). This has assisted the province in the reduction of unemployed youths (ages 18-35) thus, alleviating poverty. 761 unemployed graduates were placed at workstations for the internship programme. The Department offered 310 bursaries to unemployed youth to study BEd qualification. The Department has in the current financial year trained 1 200 unemployed youth in handyman skills programme (plumbing, carpentry, brick laying and tiling, tiling & plastering) through Presidential Youth Employment Initiative. The 4th phase of the PYEI is scheduled to be implemented in the 2023/24 financial year with a target of 40 100.

The Department has managed to engage all its stakeholders in the implementation of the PYEI Phase 4. Approval for the appointment of the Project Team for implementing PYEI Phase 4 has been approved. The Department has also managed to finalise its criteria for the allocation of Education Assistants and General School Assistants in all public and special schools.

The Department convened meetings with all Circuit Managers and school principals to orientate them on the PYEI Phase 4 grant framework. Applications for opportunities were opened on the 26th of September 2022. In supporting youth with difficulties in accessing internet, the Department has opened its District and Circuit Offices to assist the youth. The graph below shows the number of young people who have benefitted from the PYEI per District.


• PYEI Phase 1, 2 and 3



National School Nutrition Programme

The National School Nutrition Programme (NSNP) seeks to alleviate short-term hunger at school, improve learner attendance and participation in class, reduce learner absenteeism and provision of support to learners from child-headed households. The programme further contributes to the improvement of education quality and general health by providing nutritious meals to needy learners in public schools.

The Department is contributing meaningfully to food and nutrition insecurity through the provision of a balanced meal and the systematic roll-out of breakfast in the most vulnerable quintiles. There is also provision of employment opportunities and skills transfer to parents of learners in Quintile 1- 3 public ordinary schools.



(Source: Snapshot ppt, ECDoE 2022)

The Eastern Cape Province managed to feed 1667 122 learners in various school. In the previous current financial year, the Department provided breakfast for 9 691 in twenty Anti- Poverty Schools There are 12 826 volunteer food handlers (VFH) who receive a stipend of R1 700 per month plus R 300 for those VFH that cook breakfast (4171). A budget has been made available to cater for meals, volunteer food handlers and gas.

Scholar Transport

The Department, in collaboration with the Department of Transport is providing Scholar Transport to learners who travel long distances to schools and also learners in vulnerable and unsafe areas. The budget processes and appointment of SMMES are handled by the Department of Transport. In the previous financial year 2022/23, 125 000 deserving learners were ferried. There are more deserving learners who are not yet benefitting due to budgetary constraints. 103 000 learners will benefit from scholar transport in 2023/24 financial year. This number has been submitted to the Department of Transport.

Three Stream Model

It is aimed at increasing the number of learners participating in quality skills programmes and the number of schools offering a core skills-based curriculum. Initial focus was on Maritime Studies, Technical Vocational Schools and Agricultural schools. The Department is currently conducting a pilot project in 10 public ordinary schools to introduce the technical occupational stream. The pilot begun in 2021 with an intake of grade 8 learners and proceeded to grade 9 in 2022. The 10 schools introduced at least 1 technical occupational subject from the list of 13 approved subjects and “drop” one GET subject: either Technology, Creative Arts and/or Economics and Management Sciences. The pilot is enabling the province to determine a full-scale roll-out of the technical occupational curriculum to further public ordinary schools in 2023.

Technical Vocational Schools

69 Technical Vocational Schools in the Province to date

68 of the Technical Vocation Schools are offering the subjects from Gr 10 - 12

01 Technical High School was established in 2020 & currently has Gr11. It is situated in Zwelitsha zone 10

The Department plans to cultivate partnerships with the private sector to ensure that the curriculum speaks to the reality of the sector. Partnership with the private sector is also key to ensure that the schools become sustainable in the long run. Here is the status of Technical Vocational Schools in the province:

Technical High Schools are specialised institutions of learning under the Public Ordinary Secondary Schools category,

Maritime Schools

The Department of Education introduced Maritime Studies in order to prepare young people for post-school employment in the maritime industry by providing students in Grade 10 -12 with access to three specialist subjects, Maritime Economics, Marine Science and Nautical Science.

It is also centred at addressing the following outcomes:

- Exposing young South Africans to the Marine and Maritime Sector.
- Enhancing employment prospects of young South Africans.
- Providing maritime industry with qualified personnel and
- Establishing sustainable Maritime Studies Programmes.

Currently, there are 4 schools offering Maritime Studies subjects at Grades 10-12 in the BCM & ORTC District. The Department also has a pilot program for Marine Science housed in NMBD. The first cohort of 40 learners wrote their first matric examination in 2018. Most learners passed well in Maritime Economics and did not perform well in Nautical Sciences. In the past two years of presenting NSC exams, Nautical Science performance has improved drastically with Maritime Economics maintaining its position. The Department intends to fully support and resource Maritime Schools with furniture and proper LTSM.

Agricultural Schools

Currently, the Province has 17 agricultural schools. The plan is to fully resource 17 existing Agricultural Schools and also make sure that they all meet the CAPS requirements i.e Poultry, Piggery and Production.

Agricultural Schools Implementation Plan and Expansion 2019-2030:

TYPE OF SCHOOL	CURRENT NO.	AGRICULTURAL SCHOOLS IMPLEMENTATION PLAN 2020-2030			
		Phase 1 2019-2021	Phase 2 2022-2024	Phase 3 2025-27	Phase 4 2028-2030
Agricultural Schools	17	<ul style="list-style-type: none"> • Recapitalize 12 existing Agricultural Schools in category 2 & 3 with boreholes • Resource 6 schools in category 2 & 3 to meet minimum curriculum requirements of 3 production enterprises – Ullana, Abambo, Frank Zibi, Gobizwe, Patensie & Freemantle. • Resource 17 schools with goods & services • Establish 1 new Agricultural School in Alfred Nzo East District 	<ul style="list-style-type: none"> • Recapitalize 8 existing Agricultural Schools in category 2 to move closer to category 1 • Resource 17 schools with goods and services • Establish 1 new Agric. school in Nelson Mandela Bay Metro 	<ul style="list-style-type: none"> • Recapitalize 6 existing Agricultural Schools in category 2 & 3 to specialize in enterprises based on agro-ecology • Resource 17 schools with goods & services • Establish 1 new Agric. School in Buffalo City Metro 	<ul style="list-style-type: none"> • Recap 2 existing Agricultural Schools in category 1 • Recapitalize 8 existing Agricultural Schools to specialize in enterprises based on agro-ecology • Establish 1 new Agric. School in Amathole East District

School Health and Safety

The Department has embarked on the provision of Psychosocial Support Staff to realize support and peer programmes in all Education Circuits (Including Risky Behaviours – pregnancy, communicable disease prevention, emotional and mental wellness). To this effect, 49 Social Work Interns (1 per Circuit) have been employed. 49 Learner Support Agents Supervisors and 800 learner Support Agents have been to assist schools in identifying vulnerable learners and coordinate relevant support from Departments of Health, Social Development, Home Affairs as well as SAPS and Safety and Liaison. The 100 Keeping Boys in School Monitors contracted in the 12 Districts assisted in facilitating programmes to address challenges faced by the boy children in the schools especially implementation of safe initiation practices as well integration of the initiates to school after the initiation seasons (Winter and Summer). They also assisted in establishment of Boys Clubs in schools to address Gender Based Violence.

Information and Communication Technology

The young will explore and develop new possibilities thanks to technology and science. The MTSF (2020/24) emphasises the significance of hiring educators with the appropriate qualifications. The most crucial step is the retraining of teachers, who risk being fired if their qualifications don't match those required by the nation and the rest of the globe today and in the future. Although some instructors might not possess the necessary skills, they have experience teaching and understanding how young people learn, and they may be given the training necessary to employ new knowledge for their future as well as the futures of the nation and the world. With the world changing very



fast in the field on Information Communication and Technology (ICT) and the Fourth Industrial Revolution (4IR) taking center stage, we have seen an importance of also catching up with the speed at which the advancements in these two areas are moving. ECDoE has rolled out LAN and Wi-Fi to the 120 schools which benefited from the broadband connectivity project. The planning of 1 000 rural school connectivity project has been finalised. The project was presented to the ICT steering committee on 23 January 2023. 300 schools are targeted to be completed by the end of the 2023/24 financial year. The rest will be implemented in 2024/25 financial year. The Department is also planning to roll-out connectivity to more than 300 schools during the first quarter of the 2023/24 financial year.

Digitisation of ECDoE Back Office Processes

MS Teams integrated Telephony System: The service provider was appointed and was provided with the list of all sites that are ready for the and the service provider completed their own assessment on the readiness of the sites.

Leave Management & Electronic submission: The installation of both Leave Management and Electronic submission system by OTP was completed. Leave Management will be fully utilized after the testing and training of HR personnel and ICT support personnel. The training is still in progress.

For the 2023 MTEF period, the focus of the Department will be on leveraging on the current ICT investment and improve the Department's operational efficiencies by automating critical business process, thereby saving costs. The priority will be on automating the following at School / District / Head Office levels:

- Automate Submissions
- Automate HR Practices such as leave and performance management,
- Organisational Performance Management,
- ICT support for all governance and administrative requirements in our facilities and schools and supporting all the Department's service delivery initiatives,
- Automate SCM practices.





PART C

MEASURING OUR PERFORMANCE

1. INSTITUTIONAL PROGRAMME PERFORMANCE INFORMATION

Impact Statement

Globally competitive learners who are able to succeed in a diverse and innovative world regardless of the socio-economic context of their schools.

The Eastern Cape Department of Education aligns itself to the following seven (7) approved budget programme structures which is customised nationally in order to accomplish its mandate.

Programme	Sub-programme
Programme 1: Administration	1.1 Office of the MEC 1.2 Corporate Services 1.3 Education Management 1.4 Human Resource Development 1.5 Education Management Information System (EMIS) 1.6 Conditional Grants
Programme 2: Public Ordinary School Education	2.1 Public Primary level 2.2 Public Secondary level 2.3 Human Resource Development 2.4 School Sport, Culture and Media Services 2.5 Conditional Grants
Programme 3 Independent School Subsidies	3.1 Primary Level 3.2 Secondary Level
Programme 4: Public Special School Education	4.1 Schools 4.3 Human Resource Development 4.3 School Sport, Culture and Media Services 4.4 Conditional Grants
Programme 5: Early Childhood Development	5.1 Grade R in Public Schools 5.2 Grade R in Early Childhood Development Centres 5.3 Pre-Grade R in Early Childhood Development Centres 5.4 Human Resource Development 5.5 Conditional Grants
Programme 6: Infrastructure Development	6.1 Administration 6.2 Public Ordinary Schools 6.3 Special Schools 6.4 Early Childhood Development
Programme 7: Examination and Education Related Services	7.1 Payments to SETA 7.2 Professional Services 7.3 External Examinations 7.4 Special Projects 7.5 Conditional Grant



1.1 Programme 1: Administration

1.1.1 Purpose

To provide overall management of the education system in accordance with the National Education Policy Act., the Public Finance Management Act, and other policies.

1.2 Sub-Programmes

Sub-Programmes	Purpose
Office of the MEC	To provide for the functioning of the office of the Member of the Executive Council (MEC) for education in line with the ministerial handbook.
Corporate Services	To provide management services which are not education specific for the education system.
Education Management	To provide education management services for the education system.
Human Resource Development	To provide human resource development for office-based staff.
Education Management Information System (EMIS)	To provide an Education Management information System in accordance with the National Education Information Policy.
Conditional Grants	To provide for projects under Programme 1 specified by the Department of Basic Education and funded by conditional grants

1.3 Programme Outcomes

Outcomes	Outcome Indicators
ICT integrated in the provision of quality basic education	<ul style="list-style-type: none"> Resourcing of public schools with connectivity and Wi-Fi. Schools to have access to connectivity to enhance teaching and learning. innovations developed and implemented to support good governance, effective administration; and improve teaching and learning.
Good governance for quality basic education	<ul style="list-style-type: none"> Funding as per Norms and Standards District providing with targeted support to improve practices within schools. Attract young graduates to enter teaching profession. Clean audit and no instances of material non-compliance with specific matters in key legislation, as set out in the general notice issued in terms of the new Public Audit Act.

1.4 Standardised Outcomes, Outputs, Performance Indicators and Targets

Outcome	Output	Output Indicator	Audited Performance			Estimated Performance	MTEF PERIOD		
			2019/20	2020/21	2021/22		2023/24	2024/25	2025/26
ICT integrated in the provision of quality basic education	School administration and Management system implemented	SOI 101 Number of public schools that use the South African Schools Administration and Management Systems (SA-SAMS) or any alternative electronic solution to provide data.	5 038	5 109	5 096	5 130	5 020	5 011	5 005
	Effective School Communication system implemented	SOI 102 Number of public schools that can be contacted electronically (e-mail).	5 240	5 243	5 098	5 130	5 020	5 011	5 005
	Optimal distribution of financial, physical and human resources across the system	SOI 103 Percentage of education expenditure going towards non-personnel items.	16%	19.3%	19.7%	20%	20%	20%	20%

Outcome	Output	Output Indicator	Audited Performance			Estimated Performance	MTEF PERIOD		
			2019/20	2020/21	2021/22		2022/23	2023/24	2024/25
Good governance for quality basic education	District provided with targeted support to improve practices within schools	NSOI 104 Percentage of schools visited at least twice a year by District officials for monitoring and support purposes.	65%	35.1%	49.7%	60%	60%	65%	65%
			21.5%	23.9%	6%	20%	30%	40%	50%
ICT integrated in the provision of quality basic education	Effective School Communication system implemented	NSOI 105 Percentage of schools having access to information through: (a) Connectivity (other than broadband); and (b) Broadband.	8%	16.5%	6%	9%	35%	55%	60%
			1 200	391	1 004	400	350	300	300
Good governance for quality basic education	Work opportunities created for young graduates	NSOI 106 Number of qualified Grade R-12 teachers aged 30 and below, entering the public service as teachers for the first time during the financial year.							



1.5 Standardised Output Indicators: Annual and Quarterly Targets

Output Indicator	Calculation type	Annual Target	Annual Targets			
			Q1	Q2	Q3	Q4
SOI 101 Number of public schools that use the South African Schools Administration and Management Systems (SA-SAMS) or any alternative electronic solution to provide data.	Non-cumulative (maximum output)	5 020	-	-	-	5 020
SOI 102 Number of public schools that can be contacted electronically (e-mail).	Non-cumulative (maximum output)	5 020	-	-	-	5 020
SOI 103 Percentage of expenditure going towards non-personnel items.	Non-cumulative	20%	-	-	-	20%

1.5.1 Non-Standardised Output Indicators: Annual and Quarterly Targets

Output Indicator	Calculation type	Annual Target	Annual and Quarterly Targets			
			Q1	Q2	Q3	Q4
NSOI. 104 Percentage of schools visited at least twice a year by District officials for monitoring and support purposes.	Non-cumulative	60%	-	-	-	60%
NSOI. 105 Percentage of schools having access to information through: (a) Connectivity (other than broadband); and (b) Broadband	Non-cumulative	(a)30%	(a)30%	(a)30%	(a)30%	(a)30%
		(b)35%	(b)35%	(b)35%	(b)35%	(b)35%
NSOI. 106: Number of qualified Grade R-12 teachers aged 30 and below, entering the public service as teachers for the first time during the financial year.	Non-cumulative	350	-	-	-	350



1.6 Explanation of planned performance over the medium-term period

To achieve the Programme priorities over the Medium -Term, the budget will be utilised for procurement and installation of server activity tracking software to improve data security. Data will be provided to schools to allow for database uploads and to enable piloting of online registration for learners. Training on Fundamentals of District Performance will be conducted to empower district officials on self-assessment process, analysis of qualitative data emanating from the self-assessment and to develop a District Development Plan. This will be done for the purposes of improving District functionality. Monitoring of schools will be strengthened to improve functionality.

To improve governance, SGBs will also be trained.

Schools will be resourced as per the required Norms and Standards.



1.7 Programme resource considerations

Summary of Payments and Estimates Programme 1: Administration		Audited Outcomes		Revised Estimate 2022/23	Medium-Term Estimates		
		2020/21	2021/22		2023/24	2024/25	2025/26
Payments and Estimates by Sub-Programmes (R'000)							
1.1 Office of the MEC	10 173	14 426	15 147	17 331	18 129	18 940	
1.2 Corporate Services	1 268 523	1 392 208	1 552 451	1 487 637	1 527 923	1 598 284	
1.3 Education Management	1 286 994	1 203 854	1 294 278	1 372 948	1 433 634	1 497 860	
1.4 Human Resource Development	17 299	16 197	9 249	16 211	8 501	8 881	
1.5 Education Management Information System (EMIS)	44 374	49 706	90 715	76 382	79 812	83 389	
1.6 Conditional Grants	-	-	-	-	-	-	
Total sub-programmes	2 627 363	2 676 391	2 961 840	2 970 509	3 067 999	3 207 354	
Payments and Estimates by Economic Classification (R'000)							
Current payments	2 587 319	2 563 336	2 904 821	2 924 659	3 015 497	3 152 500	
Compensation of employees	2 254 030	2 116 333	2 296 332	2 434 553	2 549 089	2 663 288	
Goods and services	333 289	446 116	608 489	490 106	466 408	489 212	
Transfers and subsidies	36 053	44 529	31 839	27 761	29 007	30 306	
Higher education institutions	6 039	-	-	-	-	-	
Non-profit institutions	31	-	-	-	-	-	
Households	29 983	44 529	31 839	27 761	29 007	30 306	
Payments for capital assets	3 991	68 526	25 180	18 089	23 495	24 548	
Buildings and other fixed structures	-	-	-	-	-	-	
Machinery and equipment	3 991	68 526	24 063	18 089	23 495	24 548	
Software and other intangible assets	-	-	1 117	-	-	-	
Total economic classification	2 627 363	2 676 391	2 961 840	2 970 509	3 067 999	3 207 354	

Total expenditure increased from R2.627 billion in 2020/21 to a revised estimate of R2.961 billion in 2022/23. The budget allocation for 2023/24 slightly increased due to effect of unprecedent levels of accruals from the past. The department has prioritised the payment of accruals before engaging itself into new acquisition.

Compensation of employee's budget reflects a meagre increase from R2.254 billion in 2020/21 to a revised estimate of R2.296 billion in 2022/23, whilst 2023/24 budget shows a health growth to R2.434 billion largely due to provision made in the baseline for the Cost of Living Adjustment. The outer of the medium period continues to show a stabilised growing patterns.

Expenditure on goods and services grew from R333.289 million in 2020/21 to a revised estimate of R608.489 million in 2022/23. Budget provision for 2023/24, shows a decrease because of accruals paid in 2022/23, from which the budget growth is based. Transfers and subsidies decline from R36.053 million in 2020/21 to a revised estimate of R31.839 million in 2022/23. Budget for 2023/24 further declines by 12.8 percent owing to significant amount of payment for leave gratuities from previous fiscal years.

Capital expenditure grew from R3.991 million in 2020/21 to a revised estimate of R25.180 million in 2022/23, whilst the allocation for 2023/24 decline to R18.089 million due the effect of once-off acquisition of office machinery, which gave rise to increased revised estimates.

1.8 Updated key risks

Outcome	Key Risk	Risk Mitigation
ICT integrated in the provision of quality basic education	Inability of Department regarding Communications and Digital Technologies. Office of the Premier to resource public schools with connectivity and Wi-Fi.	Strengthen collaboration with Office of the Premier and other stakeholders
	Lack of funding to enable: 1. Resourcing of public schools with digital instructional devices. 2. Resourcing of Educators and Learners with digital devices.	Realignment of funds from Norms and Standards. Investigate other funding i.e. LTSM and private sector.
	Cybersecurity – the capacity within the Department has proved inadequate resulting in some infiltrations. Physical security – Again the lack of capacity, especially at schools, has resulted in thefts including exposing learners in the case of mobile devices. Skills – Although a great deal of effort is made to capacitate officials with programmes such as internships and scholarship programmes; Government Departments compete with private sector with benefits and compensation resulting in officials opting for the Private rather than Government.	Conclusion of the migration process and to reprioritize funding for the recruitment of suitably qualified and appropriate personnel Community ownership of schools
Good governance for quality basic education.	Non- submission of reports by Circuit Managers Inability of District Officials to support schools due to austerity measures	District Directors to manage reporting by CESs and CMC Heads
ICT integrated in the provision of quality basic education	Human Resources shortages due to posts of retired and resigned employees not being filled	Engaging HR and Finance to prioritize EMIS during recruitment.
	Dependence on Contractors	To lobby Provincial Treasury to make an investigation and feasibility study on the ICT HR structure of the department.
	Lack of proper working tools for District Officials due to non-availability of funds	The unit has continued to submit to the finance office and escalated the matter to the senior offices in order to ensure that the issue is attended to.

1.9 Public Entities

Not Applicable.

1.10 Public-Private Partnerships

Not Applicable.



2. PROGRAMME 2: PUBLIC ORDINARY SCHOOL EDUCATION

2.1.1 Purpose:

To provide public ordinary education from Grades 1 to 12, in accordance with the South African Schools Act and White Paper 6 on inclusive education. (E-learning is also included).

2.2 Sub-Programmes

Sub-Programme	Sub-Programme Purpose
Public Primary level	To provide specific public primary ordinary schools (including inclusive education) with resources required for the Grade 1 to 7 levels.
Public Secondary level	To provide specific public secondary ordinary schools with resources required for the Grades 8 to 12 levels.
Human Resource Development	To provide departmental services for the professional and other development of educators and non-educators in public ordinary school.
School Sport, Culture and Media Services	To provide additional and departmentally managed sporting, cultural and reading activities in public ordinary schools.
Conditional Grants	To provide for projects under programme 2 specified by the Department of Basic Education and funded by conditional grants.

2.3 Programme Outcomes

Outcomes	Outcome Indicators
10-year-old learners enrolled in publicly funded schools read for meaning	Schools provided with resources for Grades 1-3 in all LOLTs (indigenous languages, Big Books, flashcards, story books, alphabet friezes, posters)
Effective social protection and creation of a safe school environment conducive to learning	Learners in public ordinary schools benefiting from the No Fee School Policy
Skills for a changing world	Teachers trained in Maths and Language content and methodology Foundation phase teachers trained on teaching reading
A well-defined holistic integrated inclusive education system	Educators trained in inclusive education
Good governance for quality basic education	Attract young teachers to teaching profession All schools provided with teachers to ensure there is a teacher in front of every class
10-year-old learners enrolled in publicly funded schools read for meaning	Learners in Grade 3 achieving the required level of Literacy and Numeracy skills
Youths better prepared for further studies and the world of work beyond Grade 9	Learners achieved in reading and Mathematics Learning outcomes in Grades 6 and 9 in critical subjects
Good governance for quality basic education and evaluation	90% of schools producing a minimum set of management documents at a required standard

2.4 Standardised Output Indicators: Annual Targets

Outcome	Output	Output Indicator	Audited Performance			Estimated Performance	MTEF PERIOD		
			2019/20	2020/21	2021/22		2023/24	2024/25	2025/26
10-year-old learners enrolled in publicly funded schools read for meaning	Multi-media resources provided to school and learners	SOI. 201: Number of schools provided with multi-media resources.	1 200	4 449	4 389	4 000	4 200	4 200	4 200
Good governance for quality basic education	Learners in No-Fee Public Ordinary Schools in line with the National Norms and Standards for school funding	SOI. 202: Number of learners in no fee public ordinary schools in line with the National Norms and Standards for School Funding	1 522 398	1 512 901	1 523 082	1 521 833	1 521 833	1 521 833	1 521 833
Good governance for quality basic education	Funza Lushaka graduates placed.	SOI. 203: Number of Funza Lushaka bursary holders placed in schools within six months upon completion of studies or upon confirmation that the bursar has completed studies	70%	46%	49.6%	70%	340	222	210
Good governance for quality basic education.	Learners in schools that are funded at a minimum level	SOI. 204: Percentage of learners in schools that are funded at a minimum level.	100%	100%	59%	100%	100%	100%	100%
Skills for a changing world	Capacitated foundation phase teachers on reading methodology	SOI. 205: Number of foundation phase teachers trained in reading methodology	New	New	New	New	3 000	4 000	5 000
	Capacitated teachers in language content and methodology	SOI. 206: Number of foundation phase teachers trained in Numeracy content and methodology	New	New	New	New	5 200	6 200	7 200
	Capacitated teachers in Mathematics and methodology	SOI. 207: Number of teachers trained in Mathematics content and methodology	4 250	0	1 092	5 200	5 200	6 200	7 200



Outcome	Output	Output Indicator	Audited Performance			Estimated Performance	MTEF PERIOD		
			2019/20	2020/21	2021/22		2023/24	2024/25	2025/26
	Capacitated foundation phase teachers in numeracy content and methodology	SOI. 208: Number of educators trained in Literacy/Language content and methodology.	4 750	0	1 210	5 200	5 200	6 200	7 200

2.4.1 Non – Standardised Output Indicators: Annual Targets

Outcome	Output	Output Indicator	Audited Performance				Estimated Performance	MTEF PERIOD		
			2019/20	2020/21	2021/22	2022/23		2023/24	2024/25	2025/26
A well-defined holistic integrated inclusive education support system	Capacitated teachers on inclusive education.	NSOI. 209: Number of educators with training on inclusion.	New	0	100	1 500	500	1 000	1 500	
Good governance for quality basic education	Schools with filled posts as per Post Provisioning Norms (PPN).	NSOI. 210: Percentage of schools where allocated teaching posts are all filled.	90%	60%	60.6%	80%	80%	85%	90%	
10-year-old learners enrolled in publicly funded schools read for meaning.	Provision of adequate Learner Teacher Support Material (LTSM) to Public Ordinary Schools	NSOI. 211: Percentage of learners with English First Additional Language (EFAL) and Mathematics textbooks in Grades 3, 6, 9 and 12.	New	96%	78%	70%	80%	80%	80%	
Good governance for quality basic education.	Schools producing a minimum set of management documents as per required standard.	NSOI. 212: Percentage of schools producing a minimum set of management documents at a required standard.	80%	51.4%	53.01%	60%	62%	65%	67%	



2.5 Standardised Output Indicators: Annual Targets

Output Indicator	Calculation type	Annual Target	Annual Targets			
			Q1	Q2	Q3	Q4
SOI. 201: Number of schools provided with multimedia resources.	Non-Cumulative	4 200	-	-	-	4 200
SOI. 202: Number of learners in public ordinary schools benefiting from the No Fee School Policy.	Non-Cumulative	1 521 833	-	-	-	1 521 833
SOI. 203: Number of Funza Lushaka bursary holders placed in schools within six months upon completion of studies or upon confirmation that the bursar has completed studies.	Non-Cumulative	340	-	-	-	340
SOI. 204: Percentage of learners in schools that are funded at a minimum level.	Non-Cumulative	100%	-	-	-	100%
SOI. 205: Number of foundation phase teachers trained in reading methodology	Non-Cumulative	3 000	-	-	-	3 000
SOI. 206: Number of foundation phase teachers trained in numeracy content and methodology	Non-Cumulative	5 200	-	-	-	5 200
SOI. 207: Number of teachers trained in mathematics content and methodology	Non-Cumulative	5 200	-	-	-	5 200
SOI. 208: Number of educators trained in Literacy/Language content and methodology.	Non-Cumulative	5 200	-	-	-	5 200

2.5.1 Non - Standardised Output Indicators: Annual Targets

Output Indicator	Calculation type	Annual Target	2023/234 Annual Targets			
			Q1	Q2	Q3	Q4
NSOI. 209: Number of educators with training on inclusion	Cumulative	500	-	-	-	500
NSOI. 210: Percentage of schools where allocated teaching posts are all filled	Non-Cumulative	80%	-	-	-	80%
NSOI. 211: Percentage of learners with English First Additional Language (EFAL) and Mathematics textbooks in Grades 3, 6, 9 and 12.	Non-Cumulative	80%	-	-	-	80%
NSOI. 212: Percentage of schools producing a minimum set of management documents at a required standard.	Non-Cumulative	62%	-	-	-	62%

2.6 Explanation of planned performance over the medium-term period

In order to achieve the targets set, a variety of activities will be performed and schools will be the main beneficiaries. The Department will ensure that adequate transfers are made to schools and utilization is monitored.

Critical will be the Improvement of the financial management, reprioritizing of budget, and plan for accruals. Below are major activities that will be done:

- Establishment and rollout of community of schools to promote collaborations among schools using professional learning networks.
- Provision of non-teaching support staff to schools especially those schools with no administrative Improvement of human resource efficiencies in dealing with additional educators and management of PILIR cases
- Filling of district critical management and support personnel vacancies that occurring through attrition during 2023/24
- Timeous submission and processing of all pension and leave gratuity
- Training newly appointed school principals .
- Implementation of Norms & Standards funding at 100% of the National per learner funding norm
- Provisioning of LTSM (workbooks, textbooks, library books & stationery) for public schools
- Provisioning of learner and educator furniture, E-Learning, laptops and data communication
- Funding of specialized curriculums; Technical, Agricultural, Maritime, Full-service schools and Art centers
- Implementation of Learner Attainment Improvement Strategy inclusive of support to section 58 schools
- Revitalisation of agricultural public schools

The above activities will help the Department to improve performance and move towards the achievement of the Strategic Plan outcomes.



2.7 Programme resource considerations

Summary of Payments and Estimates Programme 2: Public Ordinary School Education		Audited Outcomes		Revised Estimate 2022/23	Medium-Term Estimates		
		2020/21	2021/22		2023/24	2024/25	2025/26
Payments and Estimates by Sub-Programme (R'000)							
2.1 Public Primary Level	9 968 918	10 340 802	10 378 772	11 471 384	11 682 252	12 460 129	
2.2 Public Secondary Level	18 150 342	18 122 921	18 908 656	19 042 047	19 453 707	20 138 857	
2.3 Human Resource Development	91 402	75 016	85 819	134 637	140 682	146 984	
2.4 School sport, culture and media services	8 237	1 952	22 593	34 844	36 408	38 040	
2.5 Conditional Grants	1 433 004	1 510 019	1 612 084	1 770 870	1 766 660	1 859 168	
Total sub-programmes	29 651 903	30 050 710	31 007 924	32 453 782	33 079 709	34 643 178	
Payments and Estimates by Economic Classification (R'000)							
Current payment	26 915 768	27 726 199	28 798 671	29 375 847	30 558 455	31 929 682	
Compensation of Employees	25 489 361	26 142 217	26 876 243	27 530 784	28 792 954	30 085 084	
Goods and Services	1 426 195	1 583 449	1 922 428	1 845 062	1 765 501	1 844 598	
Interest on Land	212	533	-	-	-	-	
Transfers and subsidies	2 731 922	2 322 702	2 208 147	3 067 657	2 510 089	2 701 831	
Non-profit institutions	2 535 081	2 100 635	2 026 968	2 908 127	2 343 396	2 527 670	
Households	196 841	222 067	181 179	159 530	166 693	174 161	
Payments for Capital Assets	4 213	1 809	1 106	10 278	11 165	11 665	
Buildings and other fixed structures	2 639	694	-	2 700	-	-	
Machinery and equipment	1 574	1 115	1 106	5 928	11 165	11 665	
Software and other intangible assets	-	-	-	1 650	-	-	
Total Economic Classification	29 651 903	30 050 710	31 007 924	32 453 782	33 079 709	34 643 178	

Overall expenditure fairly increases from R29.651 billion in 2020/21 to R31.007 billion in 2022/23 revised estimates. The 2023/24 allocation also reflects a positive 4.7 percent from the current revised estimate mainly due to additional funding provided in the baseline.

Expenditure on compensation of employees increased from R25.489 billion in 2020/21 to a revised estimate of R26.876 billion in 2022/23. The 2023/24 budget allocation of R27.530 billion increases partly due to provision made for the Cost of Living Adjustment and additional funding provided to alleviate educator (school based) related pressures from a revised estimates of 2022/23.

Goods and Services expenditure declined from R1.426 billion in 2020/21 to a revised expense of R1.922 billion and continues to reflect a declining scenario over the 2022/23 and over the period, primarily due to decentralisation budget portion for norms and standards to enable schools to administer their respective municipal obligations. The budget decrease by 4 per cent is because of accrual paid in 2022/23, from which the budget growth is based.

Expenditure on transfers and subsidies decreased from R2.732 billion in 2020/21 to a revised estimate of R2.208 billion in 2022/23, whilst 2023/24 saw a significant boost of 38.9 percent in its allocation due to additional funds provided on norms and standards funding for Public Ordinary Schools for the province to fund at a national threshold.

Capital expenditure declined substantially from R4,213 million in 2020/21 to a revised amount of R1,106 million in 2022/23, and subsequently increased positively by 829.3 percent in 2023/24, due to planned acquisition of agricultural equipment at selected schools.

2.8 Updated key risks

Outcome	Key Risk	Risk Mitigation
ICT integrated in the provision of quality basic education	Budgets for resourcing and consumables. Escalating cost of employing educators, professionals, and artisans against budget cuts. Limited learning materials. Shortage of suitably qualified educators.	<ul style="list-style-type: none"> • Norms and Standards policy for funding focus schools • Bidding and reprioritisation of funds for recruitment of skilled educators. • Re-allocate educators from closed unviable schools to focus schools. • Development of learning material. • Engagement with HEI/TVET. • Redirection of additional educators to areas of need.
Good governance for quality basic education.	Inability of District Officials to support schools due to austerity measures	<ul style="list-style-type: none"> • Districts to centralize training of principals. • Head Office to sample schools for verification of documents and give support where necessary.
Skills for a changing world	Bursars not meeting the profiles of the available posts. Clash of Departmental programmes Online registration Non-cooperation and protests by Labour and protests by communities	<ul style="list-style-type: none"> • To wait until the relevant posts are advertised • Use of publishers and HEIs for trainings. • Request subject advisors to refer teachers eligible for training. • Design recovery plans and collaborate with stakeholder management Directorate
10-year-old learners enrolled in publicly funded schools read for meaning.	Non-delivery and delayed delivery of L TSM. Budget cuts.	<ul style="list-style-type: none"> • Ensure effective implementation of retrieval policies. • Ensure that schools capture LTSM and do retrievals on SA-SAMS. • Fund learners as per the gazetted National Norm

2.9 Public Entities

Not Applicable.

2.10 Public-Private Partnerships

Not Applicable.



3. PROGRAMME 3: INDEPENDENT SCHOOL SUBSIDIES

3.1 Purpose

To support independent schools in accordance with the South African Schools Act.

3.2 Programme 3: Sub-Programme

Sub Programme	Purpose
Primary level	To support independent schools in the Grades 1 to 7 levels.
Secondary level	To support independent schools in the Grades 8 to 12 levels.

3.3 Programme Outcome

Outcomes	Outcome Indicator
Good governance for quality basic education.	Number of registered Independent schools supported to improve functionality



3.4 Outcomes, Outputs, Performance Indicators and Targets

Outcome	Output	Output Indicator	Audited Performance				Estimated Performance	MTEF PERIOD		
			2019/20	2020/21	2021/22	2022/23		2023/24	2024/25	2025/26
Good governance for quality basic education.	Registered independent schools receiving subsidies.	SOI. 301 Percentage of registered independent schools receiving subsidies.	54%	49.6%	42%	47%	41.3%	43%	45%	

3.4.1 Non – Standardised Output Indicators: Annual Targets

Outcome	Output	Output Indicator	Audited Performance				Estimated Performance	MTEF PERIOD		
			2019/20	2020/21	2021/22	2022/23		2023/24	2024/25	2025/26
Good governance for quality basic education.	Learners at registered independent schools are subsidised	NSOI. 302 Number of learners subsidized at registered independent schools.	41 086	38 417	42 651	43 000	44 598	45 490	46 400	
	Registered Independent Schools provided with targeted support	NSOI. 303 Percentage of registered independent schools visited for monitoring and support.	32%	0%	8.4%	60%	60%	60%	60%	

3.5 Output Indicators: Annual Targets

Output Indicator	Calculation type	Annual Target	2023/24 Annual Targets			
			Q1	Q2	Q3	Q4
SOI. 301 Percentage of registered independent schools receiving subsidies	Non-cumulative	41.3%	-	-	-	41.3%

3.5.1 Non – Standardised Output Indicators: Annual Targets

Output Indicator	Calculation type	Annual Target	Annual and Quarterly Targets			
			Q1	Q2	Q3	Q4
NSOI. 302 Number of learners at subsidised registered independent schools	Non-cumulative	44 598	-	-	-	44 598
NSOI. 303 Percentage of registered independent schools visited for monitoring and support	Non-cumulative	60%	60%	60%	60%	60%

3.6 Explanation of planned performance over the medium-term period

To realise the outputs identified for the Programme, there will be constant monitoring of all the registered independent schools. These will also be resourced as per the required Norms and standards.

3.7 Programme Resource Considerations

Summary of Payments and Estimates Programme 3: Independent School Subsidies		Audited Outcomes		Revised Estimate		Medium-Term Estimates		
		2020/21	2021/22	2022/23	2023/24	2024/25	2025/26	
Payments and Estimates by Sub-Programmes (R'000)								
3.1 Primary Level		79 804	57 592	96 922	64 284	67 170	70 179	
3.2 Secondary Level		58 914	41 634	60 975	46 061	48 129	50 285	
Total sub-programmes		138 718	99 226	157 897	110 345	115 299	120 464	
Payments and Estimates by Economic Classification (R'000)								
Current payments		-	-	-	-	-	-	-
Compensation of employees		-	-	-	-	-	-	-
Goods and services		-	-	-	-	-	-	-
Transfers and subsidies		138 718	99 226	157 897	110 345	115 299	120 464	
Provinces and municipalities		-	-	-	-	-	-	-
Non-profit institutions		138 718	99 226	157 897	110 345	115 299	120 464	
Households		-	-	-	-	-	-	-
Payments for capital assets		-	-	-	-	-	-	-
Buildings and other fixed structures		-	-	-	-	-	-	-
Machinery and equipment		-	-	-	-	-	-	-
Software and other intangible assets		-	-	-	-	-	-	-
Total economic classification		138 718	99 226	157 897	110 345	115 299	120 464	

Overall expenditure increased from R138.718 million in 2019/20 to a revised estimate of R157.897 million in 2022/23, whilst 2023/24 shows a decline of 30.1 percent due to fiscal constraints. The growth in allocation over the outer years caters for inflationary adjustments and the entire funding goes towards subsidies to registered schools.

3.8 Updated key risks

Outcome	Key Risk	Risk Mitigation
Good governance for quality Basic Education.	<ul style="list-style-type: none"> Funding per National Norms and Standards remains a challenge, due to inadequate funds allocated to the programme. 	<ul style="list-style-type: none"> Proposal made to Financial Planning to adjust budget to meet National Norms and Standards for Funding.
	<ul style="list-style-type: none"> Schools operating as independent schools without completing the registration process for becoming independent schools. 	<ul style="list-style-type: none"> Districts to identify and submit to Head Office all schools operating without being registered. Head Office then solicits the support of Legal Services for due process in dealing with schools operating illegally. Closure of schools that are not officially registered as independent schools. Engagement of Legal services. Continuous monitoring through integration with sister departments (e.g., SAPS; Municipalities; Department of Labour; Social Development)

3.9 Public Entities

Not Applicable.

3.10 Public-Private Partnerships

Not applicable.

4. PROGRAMME 4: PUBLIC SPECIAL SCHOOL EDUCATION

4.1 Purpose

To provide compulsory public education in special schools in accordance with the South African Schools Act and White Paper 6 on inclusive education. Including E-learning and inclusive education.

4.2 Sub-Programmes

Sub-Programmes	Purpose
4.1 Schools	To provide specific public special schools with resources. (Including E-learning and inclusive education).
4.2 Human Resource Development	To provide departmental services for the professional and other development of educators and non-educators in public special schools. (including inclusive education).
4.3 School Sport, Culture and Media Services	To provide for Departmentally managed sporting, cultural and reading activities in public special schools (including Inclusive education) and required additional staff.
4.4 Conditional Grants	To provide for projects under programme 4 specified by the Department of Basic Education and funded by conditional grants. (including inclusive education).

4.3 Programme Outcomes

Outcomes	Outcome Indicator
A well-defined holistic integrated inclusive education support system	Percentage of functional school-based support teams in schools
	Percentage of functional district-based support teams
	Percentage of individualised support plans developed for learners with barriers to learning
	Number of concessions and accommodations awarded
	Number of learners with access to Assistive Devices and/or Technology
	Number of educators, officials and support staff trained on inclusive education
	Number of stakeholder engagements to support inclusive education agenda



4.4 Outcomes, Outputs, Performance Indicators

Outcome	Output	Output Indicator	Audited performance				Estimated performance	MTEF PERIOD			
			2019/20	2020/21	2021/22	2022/23		2023/24	2024/25	2025/26	
A well-defined holistic integrated inclusive education support system.	Access to education and support for learners with special needs	SOI. 401 Number of learners in Public special schools.	10 029	9 879	9 895	10 100	10 100	10 200	10 200		
	Capacitated teachers with provision to provide support to learners with special needs	SOI. 402 Number of therapists/specialist staff in public special schools.	50	48	46	74	46	48	50		

Non – Standardised Output Indicators: Annual Targets

Outcome	Output	Output Indicator	Audited performance				Estimated performance	MTEF PERIOD			
			2019/20	2020/21	2021/22	2022/23		2023/24	2024/25	2025/26	
A well-defined holistic integrated inclusive education support system.	Public special schools serving as resource centers.	NSOI. 403 Percentage of public special schools serving as Resource Centers.	52%	52%	53%	52%	53%	53%	53%		

4.5 Standardised Output Indicators: Annual and Quarterly Targets

Output indicators	Calculation type	Annual Target	Annual & Quarterly Targets			
			Q1	Q2	Q3	Q4
SOI. 401 Number of learners in public special schools	Non-cumulative	10 100	-	-	-	10 100
SOI. 402 Number of therapists/specialist staff in public special schools	Non-cumulative	46	46	46	46	46



4.5.1 Non – Standardised Output Indicators: Annual Targets

Output indicators	Calculation type	Annual Target	Annual Targets			
			Q1	Q2	Q3	Q4
NSOI. 403 Percentage of public special schools serving as Resource Centers	Non-cumulative	53%	-	-	-	53%

4.6 Explanation of planned performance over the medium-term period

There are currently 45 Special Schools of which 24 of these schools have been designated the status Resource Centres. In addition to the Norms and Standards funding each special school designated as Resource Centres receives additional resource allocation. This enables them to provide relevant and appropriate outreach services to Full-Service Schools and Public Ordinary Schools in the community. The number of Special Schools will be increased from 45 to 48 over the medium-term period.

4.7 Programme resource considerations

Summary of Payments and Estimates Programme 4: Public Special School Education	Audited Outcomes		Revised Estimate	Medium-Term Estimates		
	2020/21	2021/22		2023/24	2024/25	2025/26
Payments and Estimates by Sub-Programme (R'000)						
4.1 Schools	869 018	920 535	1 002 889	1 072 064	1 179 582	1 254 485
4.2 Human Resource Development	-	-	6 347	7 858	7 385	7 716
4.3 School Sport Culture and media Services	841	16	7 920	9 738	13 255	13 850
4.4 Conditional Grants	26 237	23 925	32 800	29 070	30 232	31 173
Total sub-programmes	896 096	944 476	1 049 956	1 118 730	1 230 454	1 307 224
Payments and Estimates by Economic Classification (R'000)						
Current payments	754 704	795 047	885 036	961 357	1 057 146	1 126 152
Compensation of employees	717 137	762 938	805 354	889 396	955 413	1 019 862
Goods and services	37 567	32 109	79 682	71 961	101 733	106 290
Transfers and subsidies	141 225	149 429	152 519	145 230	157 914	164 989
Non-profit institutions	136 282	143 407	148 812	142 588	155 153	162 104
Households	4 943	6 022	3 707	2 642	2 761	2 885
Payments for capital assets	167	-	12 401	12 143	15 394	16 083
Buildings and other fixed structures	-	-	-	-	-	-
Machinery and equipment	167	-	12 401	12 143	15 394	16 083
Software and other intangible assets	-	-	-	-	-	-
Total economic classification	896 096	944 476	1 049 956	1 118 730	1 230 454	1 307 224

Overall expenditure increased from R896.096 million in 2020/21 to a revised estimate of R1.05 million in 2022/23, and continues to show healthy growth in 2023/24 and over the period, primarily due to additional funding provided for personnel costs and increased grant funding.

Expenditure on Compensation of employees increased from R717.137 million in 2020/21 to a revised estimate of R805.354 million in 2022/23, and further increases in 2023/24 due to planned filling of therapeutic staff as well as provision made for educators and wage agreement.

Goods and Services increased from R37.567 million in 2020/21 to a revised estimate R79.682 million in 2022/23, due to provision of specialized learner support material and other relevant consumable for special schools. In 2023/24, the budget allocation slightly declines due to budgetary constraints.

Expenditure on transfers and subsidies increased from R141.225 million in 2020/21 to a revised amount of R152.519 million in 2022/23, whilst provision for 2023/24 shows a decline of 4.8 percent. In 2023/24, the budget allocation decreased by 4.8 percent due to lesser provision for leave gratuities as fewer officers are anticipated to exit the system.

Capital expenditure increased substantially from R167 thousand in 2020/21 to a revised estimate of R12.401 million in 2022/23. The slight decline in allocation is due to lesser anticipated acquisition of specialized transport and equipment, unlike the past wherein significant acquisitions were made.

4.8 Updated key risks

Outcome	Key Risk	Risk Mitigation
A well-defined holistic integrated inclusive education support system.	Escalating cost of employing Therapists	Reprioritise budget for employment of Therapists and Psychologists
	Lack of capacity of educators to realise the inclusive education mandate	Continuous teacher development programmes. Bursaries for training in Inclusive Education
	The lack of monitoring the functionality of School Based Support Team	Monitor the implementation of ECDOE circular on functionality of School Based Support Teams
	Inadequate advocacy on concessions and accommodation at school level	Development of a training programme for educators on assessment instructions and on concessions and accommodation
	Lack of capacity of educators in full-service schools to ensure inclusion and support of all learners with barriers to learning and development through curriculum support	Continuous training of educators in Special and Full-service Schools and collaboration with Curriculum Directorate on the training of subject advisors.
	Learners remain on the waiting list for a long period of time without being placed in Special Schools	To increase the support of full-service schools and mainstream schools, to respond to the needs of learners with special needs.

4.9 Public entities

Not applicable.

4.10 Public-Private Partnerships

Not applicable.



5. Programme: 5 Early Childhood Development

5.1 Purpose

To provide Early Childhood Education (ECD) at the Grade R and pre-grade R in accordance with White Paper 5. (E-learning is also included).

5.2 Programme 5: Sub-Programmes

Sub-Programmes	Purpose
5.1 Grade R in Public Schools	To provide specific public ordinary schools with resources required for Grade R.
5.2 Grade R in Early Childhood Development centres	To support Grade R at early childhood development centres.
5.3 Pre-Grade R in Early Childhood Development Centres	To support Pre-Grade R at early childhood development centres
5.4 Human Resource Development	To provide departmental services for the professional and other development of educators and non-educators in ECD centres.
5.5 Conditional Grants	To provide for projects under programme 5 specified by the Department of Basic Education and funded by conditional grants.

5.3 Programme Outcomes

Outcomes	Outcome Indicators
A strong and solid the foundational in literacy and numeracy	Proportion of 5-year olds (Grade R) enrolled in educational institutions by 2024
	Proportion of 4-year olds (Grade RR) enrolled in educational institutions by 2024



5.4 Outcomes, Outputs, Performance Indicators and Targets

Outcome	Output	Output Indicator	Audited Performance				Estimated Performance		MTEF PERIOD		
			2019/20	2020/21	2021/22	2022/23	2022/23	2023/24	2024/25	2025/26	
A strong and solid the foundational in literacy and numeracy	Grade R learners accessing public, community and private sites	SOI. 501 Number of public schools that offer Grade R.	4 200	4 152	4 107	3 500	4 000	3 950	3 900		
	Children accessing registered ECD services	SOI. 502 Number of children accessing registered ECD services	New	New	New	New	142 000	156 200	179 630		
	Registration of ECD centres	SOI. 503 Number of fully registered ECD centres.	New	New	New	New	390	507	660		
	Professionalisation of ECD practitioners.	NSOI. 504 Number of Grade R educators/practitioners with NQF level 6 and above qualification.	1 400	1 415	1 435	2 200	1 400	1 500	1 600		

5.5 Output Indicators: Annual Targets

Output indicators	Calculation Type	Annual Target	Annual and Quarterly Targets			
			Q1	Q2	Q3	Q4
SOI. 501 Number of public schools that offer Grade R.	Non-cumulative	4 000	-	-	-	4 000
SOI 502 Number of children accessing ECD services	Non-cumulative	142 000	142 000	142 000	142 000	142 000
SOI 503 Number of fully registered ECD centres	Non-cumulative	390	390	390	390	390
NSOI. 504 Number of Grade R educators/practitioners with NQF level 6 and above qualification.	Non-cumulative	1 400	-	-	-	1 400

5.6 Explanation of planned performance over the medium-term period

According to the ECD Census 2021, 182 791 children are enrolled in ECD in the province during the fiscal year 2022/2023. The Department is able to account for 82 619 of the total number of children. The majority of unaccounted-for children remain in centers that are not registered as Non-Profit Organisation with the DSD or as programs with the DoE. Throughout the MTEF period, the Directorate intends to reach 30% yearly of the unaccounted children currently enrolled in ECD programs in the province. Increasing registration of centers would facilitate the Department's ability to reach children while also enhancing the quality of services provided. It is essential for the Directorate to have high-quality programs that react to the Thrive By Five Technical Report and provide a stronger foundation for every child's future. The standard for the quality services envisioned is proper alignment with and implementation of the National Curriculum Framework.

To support the sustainability and growth of the sector, the Directorate intends to educate practitioners under 35 years of age in accredited programs. This strategy is intended to meet the provincial education improvement-focused Vision 2030 goals.

5.7 Programme resource considerations

Summary of Payments and Estimates Programme 5: Early Childhood Development		Audited Outcomes		Revised Estimate	Medium-Term Estimates		
		2020/21	2021/22		2022/23	2023/24	2024/25
Payments and Estimates by Sub-Programme (R'000)							
5.1 Grade R in Public Schools	457 990	516 377	538 421	600 000	591 456	617 952	
5.2 Grade R in Early Childhood Development Centres	-	-	-	-	-	-	
5.3 Pre-Grade R in Early Childhood Development Centres	243 894	230	250 145	248 614	268 870	280 915	
5.4 Human Resource Development	-	-	3 019	3 100	3 293	3 441	
5.5 Conditional Grants	130 188	398 503	223 332	210 524	255 457	316 616	
Total sub-programmes	832 072	915 110	1 014 917	1 062 238	1 119 076	1 218 924	
Payments and Estimates by Economic Classification (R'000)							
Current payments	480 944	527 666	577 166	620 324	638 829	667 218	
Compensation of employees	380 046	421 007	447 832	452 683	476 620	497 975	
Goods and services	100 898	106 659	129 334	167 641	162 209	169 243	
Transfers and subsidies	350 465	386 839	437 090	440 054	479 556	550 984	
Non-profit institutions	350 465	386 839	437 090	440 054	479 556	550 984	
Households	-	-	-	-	-	-	
Payments for capital assets	663	605	661	1 860	691	722	
Buildings and other fixed structures	-	-	-	-	-	-	
Machinery and equipment	340	340	398	1 860	416	435	
Software and other intangible assets	323	265	219	-	275	287	
Total economic classification	832 072	915 110	1 014 917	1 062 238	1 119 076	1 218 924	

Overall expenditure increased from R832.072 million in 2020/21 to a revised estimate of R1.014 billion in 2022/23. Similarly, 2023/24 allocation reflects a health increase of 4.7 per cent due additional budget provision in the baseline.

Compensation of Employees increased from R380.046 million in 2020/21 to a revised estimate of R447.832 million in 2022/23. The budget allocation for the programme increases over the medium period reflects a growing scenario due to additional funding provided for wage agreement and planned absorption of Grade R Practitioners.

Goods and Services increased from R100.898 million in 2020/21 to a revised estimate of R129.334 million in 2022/23. A significant growth for 2023/24 is noted, as a result of increase funding for ECD norms and standards, which will enable the acquisition of sufficient learning material. The programme also set aside funds to cater for the training of ECD practitioners for ECD NQF Level 4 qualifications to be qualified ECD practitioners as well as the purchase of LTSM (educational toys, story books, workbooks, etc.).

Transfers and Subsidies increased from R350.465 million in 2020/21 to a revised estimate of R437.090 million in 2022/23. The 2023/24 budget allocation budget slightly increased to R440.054 million to cater for transfers to ECD centres, Pre-Grade R training and subsidies to ECD centres.

Capital expenditure declines from R663 thousand in 2020/21 to a revised estimate of R661 thousand in 2022/23. In 2023/24, allocation increased significantly to R1.860 million from the revised estimate, due to planned procurement of laptops and relevant working tools for officials that have recently moved over as part of the function shift.

5.8 Updated key risks

Outcome	Key Risk	Risk Mitigation
Improved access to quality early learning	Unavailability of an ECD specific Information Management System	Link to the EMIS system for integration and impact
	Insufficient monitoring and support.	Sampling of ECD centres for impact assessment Quarterly monitoring visits
	Unregistered centres in operation	Frequent advocacy campaigns Correct zoning for newly proposed centres
	Inadequate capacity of practitioners	Framework for the appointment of ECD practitioners Upskilling of currently practising practitioners.

5.9 Public Entities

Not Applicable

5.10 Public-Private Partnerships

There is partnership with Sanlam who provides capacity building programmes for ECD practitioners and resourcing of ECD Centres. 25 centres in Chris Hani West are currently benefitting from this pilot programme. Internally the Directorate has collaborated with School Health and Safety, assisting with Social Workers' services and Infrastructure Unit assists with maintenance programmes through the Education Infrastructure Grant.

PROGRAMME 6 : INFRASTRUCTURE DEVELOPMENT

6.1 Purpose

To provide and maintain infrastructure facilities for schools and non-schools.

6.2 Sub-Programmes

Sub-Programmes	Purpose
6.1 Administration	To provide and maintain infrastructure facilities for administration.
6.2 Public Ordinary Schools	To provide and maintain infrastructure facilities for public ordinary schools.
6.3 Special Schools	To provide and maintain infrastructure facilities for public special schools.
6.4 Early Childhood Development	To provide and maintain infrastructure facilities for early childhood development.

6.3 Programme Outcomes

Outcomes	Output Indicators
School physical infrastructure and environment that inspires learners to learn and teachers to teach	Number of schools that reach minimum uniform physical infrastructure norms and standards
	Number of additional learners provided with hostel facilities
	Percentage of approved maintenance plans in all public schools
	Percentage of refurbished structures into technical vocational schools



6.4 Outcomes, Outputs, Performance Indicators and Targets

Outcome	Output	Output Indicator	Audited performance			Estimated performance	MTEF PERIOD		
			2019/20	2020/21	2021/22		2023/24	2024/25	2025/26
School physical infrastructure and environment that inspires learners to learn and teachers to teach.	Provision of water infrastructure	SOI. 601 Number of public schools provided with water infrastructure.	33	19	26	32	280	87	40
	Provision of electricity infrastructure	SOI. 602 Number of public schools provided with electricity infrastructure.	20	11	22	32	20	13	18
	Provision of sanitation facilities	SOI. 603 Number of public schools supplied with sanitation facilities.	33	18	24	31	50	25	26
	Provision of Boarding facilities	SOI. 604 Number of schools provided with new or additional boarding facilities.	0	0	0	1	1	2	3
	School maintenance projects completed	SOI. 605 Number of schools where scheduled maintenance projects were completed.	4	6	10	34	90	82	87
All schools meet the statutory safety standards resulting in safer schools.									

Non-Standardised Outcomes, Outputs, Performance Indicators and Targets

Outcome	Output	Output Indicator	Audited performance			Estimated performance	MTEF PERIOD		
			2019/20	2020/21	2021/22		2022/23	2023/24	2024/25
School physical infrastructure and environment that inspires learners to learn and teachers to teach.	Increase the proportion of schools which reach minimum physical infrastructure norms and standards.	NSOI. 606 Number of new schools that have reached completion (includes replacement schools).	6	6	10	10	17	13	18
		NSOI. 607 Number of new schools under construction (includes replacement schools).	50	46	35	35	45	17	12
		NSOI. 608 Number of new Grade R classrooms built or provided (includes those in new, existing and replacement schools).	38	8	42	41	31	45	46
School physical infrastructure and environment that inspires learners to learn and teachers to teach	Provision of additional classrooms	NSOI. 609 Number of additional classrooms built in, or provided for, existing public schools (includes new and replacement schools).	251	220	384	233	325	260	271
		NSOI. 610 Number of additional specialist rooms built in public schools (includes specialist rooms built in new and replacement schools).	16	21	41	50	43	23	30

6.5 Output Indicators Annual Targets

Output Indicators	Calculation Type	Annual Target	2023/24 Annual Targets			
			Q1	Q2	Q3	Q4
SOI. 601 Number of public schools provided with water infrastructure.	Non-cumulative	280	-	-	-	280
SOI. 602 Number of public schools provided with electricity infrastructure.	Non-cumulative	20	-	-	-	20
SOI. 603 Number of public schools supplied with sanitation facilities.	Non-cumulative	50	-	-	-	50
SOI. 604 Number of schools provided with new or additional boarding facilities.	Non-cumulative	1	-	-	-	1
SOI. 605 Number of schools where scheduled maintenance projects were completed.	Non-cumulative	90	-	-	-	90

6.5.1 Non-Standardised Output Indicators Annual Targets

Output Indicators	Calculation Type	Annual Target	2023/24 Annual Targets			
			Q1	Q2	Q3	Q4
NSOI. 606 Number of new schools that have reached completion (includes replacement schools).	Non-cumulative	17	-	-	-	17
NSOI. 607 Number of new schools under construction (includes replacement schools).	Non-cumulative	45	-	-	-	45
NSOI. 608 Number of new Grade R classrooms built or provided (includes those in new, existing and replacement schools).	Non-cumulative	31	-	-	-	31
NSOI. 609 Number of additional classrooms built in, or provided for, existing public schools (includes new and replacement schools).	Non-cumulative	325	-	-	-	325
NSOI. 610 Number of additional specialist rooms built in public schools (includes specialist rooms built in new and replacement schools).	Non-cumulative	43	-	-	-	43

6.6 Explanation of planned performance over the medium-term period

In accordance with the provisions of the Government Immovable Asset Management Act (GIAMA Act of 2008), the Department's infrastructure development programme continuously updates its 10-year Infrastructure-Asset Management Plan (I-AMP) annually to address specifically the eradication of inappropriate structures, the elimination of basic service backlogs that hamper school functionality such as water, electricity, and sanitation, as well as the provision of much needed classrooms and other facilities for the purpose of teaching and learning.

The I-AMP as a feeder document to the Annual Performance Plan (APP) takes into account the relevant policies, legislation, and other mandates for which the Department is responsible for. It accurately reflects the strategic goals and objectives for the management of immovable assets, contained in the department's immovable asset portfolio in pursuit of the Department's service delivery objectives. Its main purpose is to present a framework that translates policy decisions and strategic priorities into budgeted infrastructure intervention programmes that are quantifiable and auditable.

The departmental infrastructure programme, has been allocated an amount of R 1.8 billion for the upcoming financial year 2023/24, representing a decrease by 11 per cent due to the effect of higher revised baseline.

This significant reduction in the budget has far-reaching implications for achieving the goals set out in the National Development Plan (NDP) as well as the South African Schools Act's (Act 84 of 1996) Minimum Uniform Norms and Standards for Public School Infrastructure. However, in light of this reality and as permitted by revisions to the Division of Revenue Act (DoRA), the Department has increased its investment in school maintenance in order to ensure that schools meet the statutory safety standards enacted in the Occupation Health and Safety Act (Act 85 of 1993).

902 targets are scheduled to be met in 2023/24, with the majority of these identified based on their current implementation progress as they are for multi-year projects, and some new projects identified to be completed based on their shortened project lifecycle, such as water, sanitation, maintenance, and so on. Almost 60% of the upcoming budget is designated for provincial classrooms and specialist classrooms, with the other 20% designated for basic services (water, electricity and sanitation). The increase in basic service targets is primarily due to the implementation of dedicated programmes implemented across the province, such as the sanitation and water tanks programmes, as well as the minor maintenance programme.

The performance outlook is positive, with active and contracted projects allocated R911 million, with project administration which include compensation for DoRA-funded post and IA fees totalling R347 million, accounting for 68% of the overall budget. A total of R265 million has been set aside for the purchase of modular classrooms for schools, disaster repairs, minor maintenance, fencing, and other purposes.

Noteworthy projects that will be spending in excess of R 20 million per project in the coming financial year and form the backbone of expenditure and targets over the MTEF period include Ntukayi SSS in Alfred Nzo East, Lupindo SSS in Alfred Nzo West, Krazukile HS, Tyali HS and Tongani JSS in Amathole East, a hostel in Healdtown CompS in Amathole West, Khayaletu Special School in Buffalo City, Bazindlovu PJS and Sitoza SSS in Chris Hani West and lastly Ntsonkotha SSS in Chris Hani West. These projects account for R295,1mil or almost 16% of the entire infrastructure allocation for 2023/24 alone. The remainder of the infrastructure program is made up of various investments designed to address the strategic priorities outlined below.

To address the disaggregation of beneficiaries, all infrastructure tender documents have section C3.4 regarding the contractors' labour report, which is a requirement to submit monthly, requirements of 55% women and 55% of youth.

Strategic Priority	Description
Norms & Standards: Basic Services	Provision of water, electricity and sanitation as well as fencing to schools where these are lacking or insufficient.
Norms & Standards: replacement or new schools, inclusive of Nutrition, Sports fields, Administration facilities.	Consolidation of projects where a school appears at top of District lists for more than one of the priorities, usually basic services, fencing and classrooms, including provision for rationalized and re-aligned schools up to 10-year N&S.
Norms & Standards: Additional Classrooms	Provision of conventional, temporary classrooms and / or alternative construction classrooms to address over-crowding.
Rationalisation & Realignment (stand alone, short term)	Provision of classrooms and ablutions to accommodate re-alignment / rationalisation in the short-term.
Maintenance	Provision for maintenance (excluding day-to-day), renovation and refurbishment, as well as emergencies & disasters. Also include provision for whole life costing of new infrastructure.

Strategic Priority	Description
Special Schools	Schools for learners with special needs.
Norms & Standards: Grade R classrooms	Provision of grade R classrooms at primary schools where these are lacking in selected Districts
Service Delivery Model	Provision and upgrades to administration offices in support of the new service structure.
Capacitation, management fees, planning, etc.	Provision for capacitation grant, planning costs, management fees, non-infrastructure solutions, etc



6.7 Programme resource considerations

Summary of Payments and Estimates Programme 6: Infrastructure Development		Audited Outcomes		Revised Estimate 2022/23	Medium-Term Estimates		
		2020/21	2021/22		2023/24	2024/25	2025/26
Payments and Estimates by Sub-Programme (R'000)							
6.1 Administration	608 411	257 453	300 684	355 223	231 624	395 574	
6.2 Public Ordinary Schools	554 547	853 615	1 610 008	1 337 992	1 305 100	1 270 469	
6.3 Special Schools	22 263	74 684	69 519	73 553	71 821	67 954	
6.4 Early Childhood Development	37 104	29 190	74 640	62 537	173 843	128 242	
Total sub-programmes	1 222 325	1 214 942	2 054 851	1 829 305	1 782 388	1 862 239	
Payments and Estimates by Economic Classification (R'000)							
Current payments	472 113	369 492	879 809	686 200	321 808	543 563	
Compensation of employees	12 974	30 500	31 929	31 361	31 361	31 361	
Goods and services	459 139	338 992	847 880	654 839	290 447	512 202	
Transfers and subsidies	156 789	-	3	-	-	-	
Non-profit institutions	156 613	-	-	-	-	-	
Households	176	-	3	-	-	-	
Payments for capital assets	593 423	845 450	1 175 039	1 143 105	1 460 580	1 318 676	
Buildings and other fixed structures	592 565	844 660	1 175 039	1 143 105	1 460 580	1 318 676	
Machinery and equipment	858	790	-	-	-	-	
Software and other intangible assets	-	-	-	-	-	-	
Total economic classification	1 222 325	1 214 942	2 054 851	1 829 305	1 782 388	1 862 239	

The overall expenditure increases from R1.222 billion in 2020/21 to a revised estimate of R2.055 billion in 2022/23. The 2023/24 budget allocation increases by 2.1 per cent to R1.829 billion. The 2023/24 budget allocation decreases by 11 per cent due to the effect of higher revised baseline.

Expenditure on Compensation of Employees increased from R12.974 million in 2020/21 to a revised estimate of R31.929 million in 2022/23. However, provision for 2023/24 decline slightly whilst remained constant in the outer years. The decline is caused by decline in infrastructure grant allocation. In spite, the department has, however, catered for critical posts for human resource capacitation.

Expenditure on Goods and Services increased substantially from R459.139 million in 2020/21 to a revised estimate of R847.880 million in 2022/23. The allocation for 2023/24 declined by 73.5 per cent due to discontinued once off budget allocated during adjustments for disasters and rollover which ultimately gave rise to a revised estimate figure, from which budgeting and planning for next fiscal year is based as well as discontinued additional budget in the outer years hence the decreased grant allocation.

Capital expenditure increased from R592.565 million in 2020/21 to a revised estimate of R1.175 billion in 2022/23 and continue to decline further to R1.143 billion in 2023/24 mainly due to decrease Education Infrastructure Grant allocated to the province.

6.8 Updated key risks

Outcome	Key Risk	Risk Mitigation
School physical infrastructure and environment that inspires learners to learn and teachers to teach.	The significant under-expenditure leading to termination of projects by service providers.	Improve on infrastructure planning and ensure adherence to the 30-day cycle of payment of service providers.
	Delays in the procurement of PSPs and building contractors.	
	Inability to close out completed projects.	A dedicated Section 42 Committee to be established to expedite completion of projects.
	Capacity constraints with Implementing Agents (both internal management capacity and procurement challenges).	Adjust Service Level Agreements (SLAs) to avoid a skills shortfall of Implementing Agents (IAs). Establish a Departmental Services Unit to ensure self-sufficiency and continuity.
	vis major e.g., Natural disasters	Establish a database of Professional Service Providers (PSPs) and contractors who will do immediate inspection of the damage and restoration of the damaged assets.
	Vandalism of infrastructure	Continuous engagement with Legal and SAPS unit
	Inadequate supply of human resources to administer infrastructure delivery system	Fill the current vacancies in the departmental Infrastructure Units and pursue full implementation of the Infrastructure Delivery Management System (IDMS) by establishing structures for gate reviews to track and monitor performance.

6.9 Public Entities

Not applicable.

6.10 Infrastructure Projects

The Department is committed to deal with backlogs around sanitation and increasing the number of schools which meet the minimum infrastructure requirements. In terms of the provision of infrastructure, the Department made significant progress in the past 12 months to ensure that sufficient education facilities are available. Furthermore, the Department has a number of ongoing programmes such as building the new ECD centers, relocation of prefabricated buildings; provision of additional classrooms; furniture; water and sanitation; school maintenance; and building of new schools and hostels which are under way. All Infrastructure projects are listed on Annexure D.

6.11 Public-Private Partnerships

Not applicable.



7. Programme 7: Examinations and Education Related Services

7.1 Purpose

To provide the education institutions as a whole with examination and education related services.

7.2 Programme 7: Sub-Programmes

Sub-Programmes	Purpose
7.1 Payments to SETA	To provide employee HRD in accordance with the Skills Development Act.
7.2 Professional Services	To provide educators and learners in schools with departmentally managed support services.
7.3 External Examinations	To provide for departmentally managed examination services.
7.4 Special Projects	To provide for special departmentally managed intervention projects in the education system as a whole.
7.5 Conditional Grants	To provide for projects specified by the Department of Education that is applicable to more than one programme and funded with conditional grants

7.3 Programme Outcomes

Outcomes	Output Indicators
Youths leaving the schooling system more prepared to contribute towards a prosperous and equitable South Africa	Percentage of Grade 12 learners obtaining a Bachelor level pass in NSC by 2024
	Percentage of Grade 12 learners obtaining 60% and above in Mathematics and Physical Science by 2024



7.4 Outcomes, Outputs, Performance Indicators and Targets

Outcome	Output	Output Indicator	Audited Performance				Estimated Performance	MTEF PERIOD		
			2019/20	2020/21	2021/22	2023/24		2024/25	2023/24	
Youths leaving the schooling system more prepared to contribute towards a prosperous and equitable South Africa.	Grade 12 learners passing the National Senior Certificate	SOI. 701 Percentage of learners who passed the National Senior Certificate (NSC) examination.	76.5%	68.1%	73%	77%	80%	82%	84%	
	Improve Grade 12 learner Bachelor Pass level passes	SOI. 702 Percentage of Grade 12 learners passing at the bachelor's pass level.	32.3%	30%	34.3%	38%	41%	44%	47%	
	Improve Grade 12 learner Performance in Mathematics	SOI. 703 Percentage of Grade 12 learners achieving 60% and above Mathematics.	12.7%	13.7%	16%	20%	23%	26%	29%	
	Improve Grade 12 learner performance in Physical Sciences	SOI. 704 Percentage of Grade 12 learners achieving 60% or more in Physical Sciences.	26.09%	18.2%	21.2%	25%	28%	31%	34%	
	Improve Secondary School NSC pass rate	SOI. 705 Number of secondary schools with National Senior Certificate (NSC) pass rate of 60% and above.	659	591	715	750	800	850	900	

7.5 Output Indicators: Annual and Quarterly Targets

Output indicators	Calculation type	Annual Target	Annual Targets			
			Q1	Q2	Q3	Q4
SOI. 701 Percentage of learners who passed National Senior Certificate (NSC)	Non-cumulative	80%	-	-	-	80%
SOI. 702 Percentage of Grade 12 learners passing at bachelor level	Non-cumulative	41%	-	-	-	41%
SOI. 703 Percentage of Grade 12 learners achieving 60% or more in Mathematics	Non-cumulative	23%	-	-	-	23%
SOI. 704 Percentage of Grade 12 learners achieving 60% or more in Physical Sciences	Non-cumulative	28%	-	-	-	28%
SOI. 705 Number of secondary schools with National Senior Certificate (NSC) pass rate of 60% and above	Non-cumulative	800	-	-	-	800

7.6 Explanation of planned performance over the medium-term period

The Eastern Cape Department of Education (ECDOE) has strategies in place to build on this solid foundation. These strategies include the provisioning of extra resources and extra tuition time, and the upskilling of teachers through accredited in-service courses. Virtual or remote opportunities have been created in the past year for the current cohort of learners. Our websites have been updated with relevant remote teaching and learning curriculum support material.

The Department will keep encouraging our basic education community to utilise these online resources. These sites are zero-rated meaning access to them uses minimal data or no data at all depending on what is being viewed or downloaded. Key will be the development of a differentiated support package for Grade 10 – 12 learners with a special emphasis on Grade 12 which will consist of a hybrid package of electronic and printed support. There will be Intensive focus on the improvement of School based Assessment. This would include regular monitoring and support of under-performing subjects and schools to ensure that level 1 moderation is improved and that schools begin to develop and administer tasks of the appropriate cognitive levels which show a verifiable range of learner performance.



7.7 Programme resource considerations

Summary of Payments and Estimates Programme 7: Examination and Education Related Services		Audited Outcomes		Revised Estimate 2022/23	Medium-Term Estimates	
		2020/21	2021/22		2023/24	2024/25
Payments and Estimates by Sub-Programme (R'000)						
7.1 Payments to SETA	73 344	65 150	68 360	71 365	74 569	77 910
7.2 Professional Services	3 009	648	27 188	33 975	35 499	37 088
7.3 External Examinations	332 313	414 762	382 501	404 332	417 263	435 955
7.4 Special Projects	1 158 406	917 601	1 023 675	1 028 592	18 375	19 197
7.5 Conditional Grants	27 196	47 349	46 897	45 077	47 060	49 168
Total sub-programmes	1 594 268	1 445 510	1 548 621	1 583 341	592 766	619 318
Payments and Estimates by Economic Classification (R'000)						
Current payments	1 293 947	1 311 655	1 414 257	1 446 833	465 027	485 857
Compensation of employees	610 780	235 696	207 637	220 002	221 899	231 841
Goods and services	683 167	1 075 959	1 206 620	1 226 831	243 128	254 016
Transfers and subsidies	296 749	128 941	128 673	128 366	122 958	128 467
Departmental agencies and accounts	73 344	65 150	68 360	71 365	74 569	77 910
Higher education institutions	-	14 288	15 113	15 781	16 490	17 229
Non-profit institutions	223 390	49 494	45 200	41 220	31 899	33 328
Households	15	9	-	-	-	-
Payments for capital assets	3 572	4 914	5 691	8 142	4 781	4 994
Buildings and other fixed structures	-	-	-	-	-	-
Machinery and equipment	3 572	4 914	5 691	8 142	4 781	4 994
Software and other intangible assets	-	-	-	-	-	-
Total economic classification	1 594 268	1 445 510	1 548 621	1 583 341	592 766	619 318

Overall, expenditure increased from R1.594 billion in 2020/21 to a revised estimate of R1.549 billion in 2022/23. The 2023/24 budget allocation increases by 2.2 percent to R1.583 billion due to continued implementation of the Presidential Youth Employment Initiative (PYEI).

Expenditure on Compensation of Employees decreased from R610.780 million in 2020/21 to a revised estimate of R207.637 million in 2022/23. The 2023/24 budget allocation grows positively by 6 per cent, due to general provision made for the wage agreement.

Expenditure on Goods and Services increased substantially from R683.167 million in 2019/02 to a revised estimate of R1.206 billion in 2022/23, whilst allocation for 2023/24 increases by 1.7 per cent due to discontinued provision for PYEI in respect of educator and general assistants deployed at deserving schools.

Transfers and Subsidies decreased from R296.749 million in 2020/21 to a revised estimate of R128.673 million in 2022/23. The 2023/24 allocation also further declined by 0.2 per cent due to funding constraints.

Capital expenditure grew from R3.572 million in 2020/21 to a revised estimate of R5.691 million in 2022/23, and subsequently grows even further to R8.142 million in 2023/24 due once-off planned acquisition of exam related office machines and vehicles.

7.9 Updated key risks

Outcome	Key Risk	Risk Mitigation
Youths leaving the schooling system more prepared to contribute towards a prosperous and equitable South Africa.	Unable to supply the required number of teachers in critical subjects. Mathematics and Physical Sciences teachers with inadequate content and pedagogical knowledge. Limited supply of machinery, equipment, and consumables for technical vocational and technical occupational schools. Learning losses suffered by learners in the previous grades	<ul style="list-style-type: none"> • Reskill and upskill teachers with required skills. • Recruited NSC Grade 12 learners to undertake a teacher qualification through Funza Lushaka bursary. • Recruit suitably qualified and appropriate artisans for niche subjects. • Upskilling and upgrading Mathematics and Physical Science through short courses at Teacher Development Centers. • Provision of extra support material and consumables to support the proper teaching of the practical component of the subjects. • ICT integration in teaching and learning. • Decentralise the funding for norms and standards to Technical High schools for procurement of consumables for PATs. • Use funding from MST Grant to procure for machinery and tools. • Organise incubation camps to bridge the content gap resulting from the learning losses. • Produce differentiated learner support material

7.9 Public Entities

Not applicable.

7.11 Public-Private Partnerships

Not applicable.





PART D

TECHNICAL INDICATOR DESCRIPTIONS

Technical Indicator Descriptions (TIDs)

Indicator title	SOI. 101: Number of public schools that use the South African School Administration and Management System (SA-SAMS) or any alternative electronic solution to provide data.
Definition	This performance measure tracks the number of public schools that use SA-SAMS or any alternative electronic management system to provide data. Public Schools refers to ordinary and special schools. It excludes independent schools.
Source of data	Primary Evidence: Provincial EMIS / Data Warehouse Secondary Evidence: Database with the list of schools that submit data using SA-SAMS and any alternative electronic solution.
Method of Calculation/ Assessment	Count the total number of public schools that use SA-SAMS and any alternative electronic solution to submit data. If an annual target is reflected for a particular quarter, then the output reported for that quarter will be used as the annual output.
Means of verification	Snapshot of provincial data systems that use data provided electronically by schools based on provincial warehouse (this should include EMIS number, district, and name of schools).
Assumptions	If schools use an electronic school administration and management system, including SA-SAMS, this will help improve school management. SA-SAMS will provide data on systems to assist senior management in decision making.
Disaggregation of Beneficiaries (where applicable)	Target for Women: N/A Target for Youth: N/A Target for People with Disabilities: N/A
Spatial Transformation (where applicable)	For all schools to be actively using electronic administration and management systems, this will help bridge the digital divide between urban and rural areas.
Calculation type	Non-cumulative (maximum output).
Reporting cycle	Quarterly
Desired performance	All public schools must be able to collect and submit data electronically using SA-SAMS or any electronic school management and electronic system. On or above target.
Indicator responsibility	Director: EMIS

Indicator title	SOI 102: Number of public schools that can be contacted electronically (e-mail)
Definition	Number of public schools that can be contacted electronically, particularly through emails or any other verifiable means e.g., Human Resource Management Systems (HRMS). Public Schools: Refers to ordinary and special schools. It excludes independent schools.
Source of data	Provincial EMIS/ data warehouse/ ICT database
Method of Calculation/ Assessment	Count the total number of public schools that can be contacted electronically.
Means of verification	Master-list of schools (EMIS number, name of school and email address e.g., HRMS user access reports).
Assumptions	PED created email address for each school (principal) makes a school contactable. E-mails in schools will improve communication between educators and management at school, district and National Office
Disaggregation of Beneficiaries (where applicable)	Target for Women: N/A Target for Youth: N/A Target for People with Disabilities: N/A
Spatial Transformation (where applicable)	If schools are contactable electronically this will allow better support to schools in deep rural areas.
Calculation type	Non-cumulative (maximum output)
Reporting cycle	Quarterly
Desired performance	All public schools to be contactable through emails or by any other verifiable means. On or above target.
Indicator responsibility	EMIS Directorate

Indicator title	SOI 103: Percentage of expenditure going towards non-personnel items
Definition	This indicator measures the total education expenditure on non-personnel items expressed as a percentage of total budget allocation in education. Education Expenditure: Refers to all government non-personnel education expenditure (inclusive of all sub-sectors of education including special schools, independent schools excluding conditional grants). This indicator looks at the total expenditure, inclusive of capital expenditure, transfers and subsidies.
Source of data	Basic Accounting System (BAS) system
Method of Calculation/ Assessment	Numerator: total education expenditure on non-personnel items Denominator: total expenditure in a financial year in education Multiply by 100.
Means of verification	Annual Financial Reports
Assumptions	Improved expenditure on non-personnel items will result in qualitative improvements. Sufficient funding is available to facilitate the increase in spending on non-personnel items.
Disaggregation of Beneficiaries (where applicable)	Target for Women: N/A Target for Youth: N/A Target for People with Disabilities: N/A
Spatial Transformation (where applicable)	More funds prioritised for qualitative improvements in under resourced areas e.g., deep rural areas.
Calculation type	Non-cumulative
Reporting cycle	Annual
Desired performance	To decrease personnel expenditure and ensure that more funds are made available for non-personnel items. On or above target i.e., more funds spent on non-personnel items than anticipated.
Indicator responsibility	Director (Finance Section)

Indicator title	NSOI. 104: Percentage of schools visited at least twice a year by district officials for monitoring and support purposes.
Definition	Percentage of schools visited by district officials for monitoring and professional support. This includes visits to public ordinary schools and special schools and excludes visits to independent schools. District officials include all officials from education district offices and circuits visiting schools for monitoring and support purposes. Professional support in this instance refers to the principal, School Management Teams (SMTs) and teachers in a school receiving support or capacitation in areas identified as part of their core duties, e.g., management and leadership, teacher development, and subject teaching.
Source of data	<ul style="list-style-type: none"> District officials signed school's schedule; and School's visitor records or school's visit form.
Method of Calculation/ Assessment	Numerator: Total number of schools visited at least twice a year. Denominator: Total number of schools. Multiply by 100.
Means of verification	Reports on the number of schools visited by district officials.
Assumptions	School visits will improve functionality and accountability.
Disaggregation of Beneficiaries (where applicable)	Target for Women: N/A Target for Youth: N/A Target for People with Disabilities: N/A
Spatial Transformation (where applicable)	Schools will be better supported. Particular attention will be given to schools in disadvantaged communities.
Calculation type	Non-Cumulative
Reporting cycle	Annual
Desired performance	All schools that need assistance, to be visited at least twice a year by district officials (including subject advisors) for monitoring, professional support and liaison purposes. On or above target.
Indicator responsibility	Director: School Administration

Indicator Title	NSOI. 105: Percentage of schools having access to information through (a) Connectivity (other than broadband); and (b) Broadband.
Definition	This indicator measures the percentage of public schools where there is connectivity and broadband to provide access to the internet. This measure will only consider services provided from public/treasury funding. Public schools refer to ordinary and special schools. It excludes independent schools. Note: Connectivity, including Broadband refers to telecommunication in which a wide band of frequencies is available to transmit information. In the context of internet access, broadband refers to mean any high-speed internet access that is always on and faster than traditional dial-up access. This can be achieved through fixed cable and DSL internet services or through fixed wireless broadband services, such as mobile wireless broadband where a mobile card is purchased for a modem or laptop and users connect to the internet through cell phone towers.
Source of data	Database of schools that have access to connectivity and broadband.
Method of Calculation/ Assessment	Numerator: Total number of public schools that have access to (a) Connectivity (other than broadband) and – (b) broadband. Denominator: Total number of public schools. Multiply by 100.
Means of verification	Annual audit of schools where schools have access to broadband or any other internet connectivity; and/or a data utilisation report; and/or BAS report/invoices of broadband/ICT services paid by and on behalf of schools in the year under review. List of schools that have access to broadband and other means of connectivity
Assumptions	Increased connectivity enhances access to teaching content and learning resources
Disaggregation of Beneficiaries (where applicable)	Target for Women: N/A Target for Youth: N/A Target for People with Disabilities: N/A
Spatial Transformation (where applicable)	If schools are connected to high-speed internet, this will allow better support to schools in deep rural areas.
Calculation type	Non-cumulative
Reporting cycle	Quarterly
Desired performance	All schools to have access to information via the internet to make the teaching and learning experience richer.
Indicator responsibility	Directorate: ICT

Indicator title	NSOI. 106: Number of qualified Grade R-12 teachers aged 30 and below, entering the public service as teachers for the first time during the financial year.
Definition	The number of qualified teachers, aged 30 and below, being permanently/ temporarily employed for the first time as teachers.
Source of data	PERSAL
Method of Calculation/ Assessment	Count the total number of educators in schools who are registered in the PERSAL system that are below 30 years of age and are first time permanently/temporarily employed during the period under review. If an annual target is reflected for a particular quarter, then the output reported for that quarter will be used as the annual output.
Means of verification	PERSAL data/ information
Assumptions	The majority of teachers in the public service are aging. Appointment of young, qualified educators who are skilled and motivated will improve the education system contributing to quality outcomes.
Disaggregation of Beneficiaries (where applicable)	Target for Women: 50% Target for Youth: 100% Target for People with Disabilities: 7%
Spatial Transformation (where applicable)	Shortage of teachers in deep rural areas will be reduced.
Calculation type	Non-cumulative
Reporting cycle	Annual
Desired performance	The Department needs to ensure that a stream of young teachers enters the profession.
Indicator responsibility	Director: Human Resource Management or Administration

PROGRAMME 2: Public Ordinary School Education

Indicator title	SOI 201: Number of schools provided with multi-media resources
Definition	Learners need access to a wider range of materials such as books other than textbooks, and newspapers, materials which would typically be found in a library, or multimedia centres, or classrooms. This includes both hardware and software both print and non-print.
Source of data	Primary Evidence: <ul style="list-style-type: none"> School Library Information Service database Delivery notes kept at schools and district offices of media resources provided.
Method of Calculation/ Assessment	Count the total number of schools that received the multi-media resources
Means of verification	List of schools provided with media resources including proof of deliveries (PODs) or other means of proof as defined at a provincial level
Assumptions	Schools have the capacity to utilise the multi-media resources Schools provided with multi-media resources allows for diverse teaching and learning experiences
Disaggregation of Beneficiaries (where applicable)	Target for Women: N/A Target for Youth: N/A Target for People with Disabilities: N/A
Spatial Transformation (where applicable)	Provide multi-media resources to those schools that have limited access to libraries and other education amenities
Calculation type	Non-cumulative
Reporting cycle	Annual
Desired performance	All schools to be provided with multi-media resources. On or above target.
Indicator responsibility	Director: School Resourcing

Indicator title	SOI 202: Number of learners in no fee public ordinary schools in line with the National Norms and Standards for School Funding
Definition	Number of learners attending no fee public ordinary schools, learners who are attending schools that may not charge compulsory school fees in terms of the South African Schools Act. The government introduced this policy to end the marginalisation of poor learners. This is in line with the country's Constitution, which stipulates that citizens have the right to basic education regardless of the availability of resources.
Source of data	<ul style="list-style-type: none"> List of no-fee schools. List of learners enrolled in no-fee schools. SA-SAMS database or any alternative online system
Method of Calculation/ Assessment	Count the total number of learners enrolled in no fee public ordinary schools.
Means of verification	<ul style="list-style-type: none"> Schools Master list SA-SAMS database or any alternative online system
Assumptions	The National Norms and Standards for School Funding Policy benefits learners from under-resourced communities. Increase poor learners' access to education opportunities and improve their chances of accessing post schooling opportunities.
Disaggregation of Beneficiaries (where applicable)	Target for Women: N/A Target for Youth: N/A Target for People with Disabilities: N/A
Spatial Transformation (where applicable)	All learners attending no fee schools
Calculation type	Non-cumulative
Reporting cycle	Annual
Desired performance	The target of learners attending no fee schools should be met or exceeded.
Indicator responsibility	Director: School Resourcing

Indicator title	SOI 203: Number of Funza Lushaka bursary holders placed in schools within six months upon completion of studies or upon confirmation that the bursar has completed studies.
Definition	Measure the number of Funza Lushaka bursary holders appointed by schools, in the province in question, within six months of completion of studies. "Placed" is defined as: securing appointment at a school in a permanent/temporary capacity. Note: based on the allocated provincial list, PEDs should report in the academic year.
Source of data	PERSAL or appointment letter and. List of graduates eligible for placement
Method of Calculation/ Assessment	Count the number of Funza Lushaka bursary graduates placed in schools (as per allocated provincial list)
Means of verification	PERSAL or appointment letter and. Database of Funza Lushaka bursary holders
Assumptions	Students who have received a Funza Lushaka Bursary are to be employed to meet the bursary conditions.
Disaggregation of Beneficiaries (where applicable)	Target for Women: N/A Target for Youth: N/A Target for People with Disabilities: N/A
Spatial Transformation (where applicable)	Ensure the equitable distribution of qualified educators in schools.
Calculation type	Non-cumulative
Reporting cycle	Annual
Desired performance	All Funza Lushaka bursary holders with the right qualifications and skills to be appointed in schools.
Indicator responsibility	Directorate: Human Resource Management or Administration

Indicator title	SOI 204: Percentage of learners in schools that are funded at a minimum level.
Definition	This indicator measures the total number of learners funded at the published national target amount, calculated as a percentage of the total number of learners in public ordinary schools.
Source of data	<ul style="list-style-type: none"> List of learners in schools funded at a minimum level. SA-SAMS database or any alternative online system
Method of Calculation/ Assessment	$\frac{\text{Total number of learners enrolled at public ordinary schools that receive their allocation at or above the national per learner amount}}{\text{Total number of learners in public ordinary schools}} \times 100$
Means of verification	<ul style="list-style-type: none"> Schools Master list SA-SAMS database or any alternative online system
Assumptions	All learners are funded in line with the published national target amount as amended to the National Norms and Standards for School Funding.
Disaggregation of Beneficiaries (where applicable)	Target for Women: N/A Target for Youth: N/A Target for People with Disabilities: N/A
Spatial Transformation (where applicable)	Distribution of the funding norms are per quintile (Pro-Poor Distribution.)
Calculation type	Non-cumulative
Reporting cycle	Annual
Desired performance	All learners to be funded in line with the minimum per learner allocation as published in the amended National Norms and Standards for School Funding. .
Indicator responsibility	Director: School Resourcing

Indicator title	SOI 205: Number of foundation phase teachers trained in reading methodology
Definition	Teacher training and development is one of the top priorities in South African education guided and supported by the Integrated Strategic Planning Framework for Teachers Education and Development. Teachers are expected to complete courses aimed at improving their content knowledge, assessment practices and methodology and will be encouraged to work together in professional learning communities to achieve better quality education. Training is to be provided in the area of reading methodology.
Source of data	Certificates or attendance registers of foundation phase teachers trained in the province in areas of reading methodology
Method of Calculation/ Assessment	Count the total number of foundation phase teachers trained in Reading methodology.
Means of verification	List of foundation phase teachers trained in reading methodology, or another provincial database of foundation phase teachers trained in reading methodology Certificates or attendance registers of foundation phase teachers trained in the province in areas of reading methodology
Assumptions	Trained foundation phase educators will improve learner performance in reading at foundation phase level.
Disaggregation of Beneficiaries (where applicable)	Target for Women: N/A Target for Youth: N/A Target for People with Disabilities: N/A
Spatial Transformation (where applicable)	N/A
Calculation type	Non-cumulative
Reporting cycle	Annual
Desired performance	All teachers in the Foundation phases to be trained in Reading methodology. Target for year to be met or exceeded.
Indicator responsibility	Curriculum and Human Resource Management Branches

Indicator title	SOI 206: Number of foundation phase teachers trained in numeracy content and methodology
Definition	Teacher training and development is one of the top priorities in South African education guided and supported by the Integrated Strategic Planning Framework for Teachers Education and Development. Teachers are expected to complete courses aimed at improving their content knowledge, assessment practices and methodology and will be encouraged to work together in professional learning communities to achieve better quality education. Training is to be provided in the area of numeracy content and methodology.
Source of data	Certificates or attendance registers of foundation phase teachers trained in the province in areas of numeracy content and methodology
Method of Calculation/ Assessment	Count the total number of foundation phase teachers trained in numeracy content and methodology.
Means of verification	List of foundation teachers trained in numeracy content and methodology, or another provincial database of foundation teachers trained in numeracy content and methodology. Certificates or attendance registers of foundation phase teachers trained in numeracy content and methodology
Assumptions	Trained foundation phase educators will improve learner performance in numeracy at foundation phase level.
Disaggregation of Beneficiaries (where applicable)	Target for Women: N/A Target for Youth: N/A Target for People with Disabilities: N/A
Spatial Transformation (where applicable)	N/A
Calculation type	Non-cumulative
Reporting cycle	Annual
Desired performance	All teachers in the Foundation phases to be trained numeracy content and methodology. Target for year to be met or exceeded.
Indicator responsibility	Curriculum and Human Resource Management Branches

Indicator title	SOI 207: Number of teachers trained in mathematics content and methodology
Definition	Teacher training and development is one of the top priorities in South African education guided and supported by the Integrated Strategic Planning Framework for Teachers Education and Development. Teachers are expected to complete courses aimed at improving their content knowledge, assessment practices and methodology and will be encouraged to work together in professional learning communities to achieve better quality education. Training is to be provided in the area of mathematics content and methodology.
Source of data	Certificates or attendance registers of teachers trained in mathematics content and methodology.
Method of Calculation/ Assessment	Count the total number of teachers trained in mathematics content and methodology.
Means of verification	List of teachers trained in mathematics content and methodology, or another provincial database of teachers trained in mathematics content and methodology. Certificates or attendance registers of teachers trained in mathematics content and methodology.
Assumptions	Trained educators will improve learner performance in mathematics
Disaggregation of Beneficiaries (where applicable)	Target for Women: N/A Target for Youth: N/A Target for People with Disabilities: N/A
Spatial Transformation (where applicable)	N/A
Calculation type	Non-cumulative
Reporting cycle	Annual
Desired performance	All teachers to be trained mathematics content and methodology. Target for year to be met or exceeded.
Indicator responsibility	Curriculum and Human Resource Management Branches

Indicator title	SOI 208: Number of teachers trained in language content and methodology
Definition	Teacher training and development is one of the top priorities in South African education guided and supported by the Integrated Strategic Planning Framework for Teachers Education and Development. Teachers are expected to complete courses aimed at improving their content knowledge, assessment practices and methodology and will be encouraged to work together in professional learning communities to achieve better quality education. Training is to be provided in the area of language content and methodology.
Source of data	Certificates or attendance registers of teachers trained in language content and methodology.
Method of Calculation/ Assessment	Count the total number of teachers trained in language content and methodology.
Means of verification	List of teachers trained in language content and methodology, or another provincial database of teachers trained in language content and methodology. Certificates or attendance registers of teachers trained in language content and methodology.
Assumptions	Trained educators will improve learner performance in language content and methodology.
Disaggregation of Beneficiaries (where applicable)	Target for Women: N/A Target for Youth: N/A Target for People with Disabilities: N/A
Spatial Transformation (where applicable)	N/A
Calculation type	Non-cumulative
Reporting cycle	Annual
Desired performance	All teachers to be trained in language content and methodology. Target for year to be met or exceeded.
Indicator responsibility	Curriculum and Human Resource Management Branches

Indicator title	NSOI. 209: Number of educators with training on inclusion
Definition	The total number of teachers in public ordinary schools with specialist training on inclusion expressed as a percentage of the total number of learners. Specialist training is defined as all teachers who have one of the following: <ul style="list-style-type: none"> • A full Higher Education Institution (HEI) qualification in Inclusive Education, e.g.: Postgraduate Diploma in Education, NQF Level 8; or • Postgraduate Certificate in Education / Advanced Diploma, NQF Level 7; or, • Advanced Certificate of Education in Inclusive Education NQF level 6; or • B.Ed. and B.Ed. Honours specialising in Inclusive Education; and/or • Attainment of accredited Short Courses; and/or • SACE endorsed programmes, for e.g.: SIAS Policy; Curriculum Differentiation; Guidelines for special schools as Resource Centres; Guidelines for full-service Schools; SASL; Braille; and Curriculum Adaptation for Learners with Visual Impairment.
Source of data	<ul style="list-style-type: none"> • Attendance registers of educators trained on inclusion (where applicable). • Certificates or Registers of teachers trained on inclusion.
Method of Calculation/ Assessment	Count the total number of educators training on inclusion
Means of verification	<ul style="list-style-type: none"> • Formal qualification. • Short Course certificates. • Attendance registers of educators trained on inclusion (where applicable); PERSAL printout of qualifications;
Assumptions	If educators are trained on inclusion, learners with learning barriers will be identified and supported accordingly.
Disaggregation of Beneficiaries (where applicable)	Target for Women: N/A Target for Youth: N/A Target for People with Disabilities: N/A
Spatial Transformation (where applicable)	Previously disadvantaged individuals benefitted from redress.
Calculation type	Cumulative
Reporting cycle	Annual
Desired performance	To ensure that all learners in public ordinary schools have access to specialised learning support.
Indicator responsibility	Director: Inclusion and Special Schools

Indicator title	NSOI. 210: Percentage of schools where allocated teaching posts are all filled.
Definition	The total number of schools where allocated teaching posts are all filled expressed as percentage of all schools. “Filled” is defined as having a permanent/temporary teacher appointed in the post. In the context of education temporary appointments are very much an inherent part of the appointment process.
Source of data	<ul style="list-style-type: none"> • Post provisioning database; and • PERSAL
Method of Calculation/ Assessment	Numerator: Total number of schools that have filled all their posts in accordance with their post provisioning norms allocation. Denominator: Total number of schools that received post provisioning norms allocation. Multiply by 100.
Means of verification	PERSAL data. Post provisioning database; and Staff establishment of schools
Assumptions	Schools employ educators in funded posts for the financial year.
Disaggregation of Beneficiaries (where applicable)	Target for Women: N/A Target for Youth: N/A Target for People with Disabilities: N/A
Spatial Transformation (where applicable)	Educators are recruited in high density areas.
Calculation type	Non-cumulative
Reporting cycle	Annual
Desired performance	To ensure that all posts allocated are filled.
Indicator responsibility	CD: Human Resource Management & Development.

Indicator Title	NSOI. 211: Percentage of learners with English First Additional Language (EFAL) and Mathematics textbooks in Grades 3, 6, 9 and 12.
Definition	The indicator is about tracking if each learner is in possession of EFAL and Mathematics textbooks in Grades 3, 6, 9 and 12 whether printed textbook or e-textbook.
Source of data	SAMS records (e.g., retrieval/ ordering) or record of learner level distribution list or issuing register or captured on the electronic system or provincial system.
Method of Calculation/ Assessment	Numerator: Total number of learners that have received EFAL and Mathematics textbooks for Grades 3, 6, 9 and 12 in at least a sample of 60 randomly selected schools (30 primary and 30 secondary). Denominator: Total number of learners in sampled schools. Multiply by 100.
Means of verification	SAMS retrieval system or record of learner level distribution list or issuing register or captured on the electronic system.
Assumptions	Learners have access to textbooks to study EFAL and mathematics.
Disaggregation of Beneficiaries (where applicable)	Target for Women: N/A Target for Youth: N/A Target for People with Disabilities: N/A
Spatial Transformation (where applicable)	Use data to focus textbooks distribution in targeted areas
Calculation type	Non-cumulative
Reporting cycle	Annual
Desired performance	To ensure that all learners have EFAL and Mathematics textbooks in Grades 3, 6, 9 and 12.
Indicator responsibility	Director: School Resourcing

Indicator Title	NSOI. 212: Percentage of schools producing a minimum set of management documents at a required standard.
Definition	This indicator measures the extent to which all schools adhere to good management practice by ensuring that the following minimum set of management documents are produced in line with policy. This must be on a sample basis of 60 schools (30 primary and 30 secondary). The documents are School Budget, School Improvement Plan, Annual Academic Performance Report, attendance registers for educators and learners, records of learner marks, school timetable.
Source of data	<ul style="list-style-type: none"> Completed survey tool; and List of sampled schools with a minimum set of management documents.
Method of Calculation/ Assessment	Numerator: Total number of public ordinary schools with all identified management documents available. Denominator: Total number of all public ordinary schools. Multiply by 100.
Means of verification	Monitoring tools and/or reports.
Assumptions	Management documents will improve the governance and functionality of schools.
Disaggregation of Beneficiaries (where applicable)	Target for Women: N/A Target for Youth: N/A Target for People with Disabilities: N/A
Spatial Transformation (where applicable)	Improve school functionality in underperforming schools.
Calculation type	Non-cumulative
Reporting cycle	Annual
Desired performance	All schools must be able to produce a minimum set of management documents.
Indicator responsibility	Director: Resourcing & School Administration.

PROGRAMME 3: Independent School Subsidies

Indicator title	SOI 301: Percentage of registered independent schools receiving subsidies
Definition	Number of registered independent schools that are subsidised calculated as a percentage of the total number of registered independent schools. Independent Schools: schools registered or deemed to be independent in terms of the South African Schools Act (SASA). Funds are transferred to registered independent schools that have applied and comply to the conditions of eligibility for subsidy as stipulated in the National Norms and Standards for School Funding.
Source of data	<ul style="list-style-type: none"> List of registered independent schools. List of registered independent schools receiving subsidies. SA-SAMS database or any alternative online system
Method of Calculation/ Assessment	$\frac{\text{total number of registered independent schools that are subsidised}}{\text{total number of registered independent schools}} \times 100$
Means of verification	Schools Master list Budget transfer documents (these documents list number of schools, number of learners and budget allocation). List of all registered independent schools; List of all registered schools receiving subsidies.
Assumptions	All subsidised independent schools that comply to the conditions of eligibility for subsidy and have received their subsidies.
Disaggregation of Beneficiaries (where applicable)	Target for Women: N/A Target for Youth: N/A Target for People with Disabilities: N/A
Spatial Transformation (where applicable)	N/A
Calculation type	Non-cumulative
Reporting cycle	Annual
Desired performance	All qualifying independent schools to be subsidised. Subsidised independent schools must adhere to minimum standards for regulating independent schools.
Indicator responsibility	Director: School Resourcing

Indicator title	NSOI. 302: Number of learners subsidised at registered independent schools.
Definition	Independent Schools: Schools registered or deemed to be independent in terms of the South African Schools Act (SASA). Funds are transferred to registered independent schools that have applied and qualified for government subsidies for learners in their schools.
Source of data	Schools Funding Norms and Standards database
Method of Calculation/ Assessment	Count the total number of learners in independent schools that are subsidised
Means of verification	Budget transfer documents (these documents list number of schools, number of learners and budget allocation).
Assumptions	All learners in independent subsidised schools are registered and captured on SA-SAMS or any alternative online system.
Disaggregation of Beneficiaries (where applicable)	Target for Women: N/A Target for Youth: N/A Target for People with Disabilities: N/A
Spatial Transformation (where applicable)	N/A
Calculation type	Non-cumulative
Reporting cycle	Annual
Desired performance	Qualifying learners at independent schools are subsidised.
Indicator responsibility	Director: School Resourcing

Indicator title	NSOI. 303: Percentage of registered independent schools visited for monitoring and support.
Definition	Number of registered independent schools visited by Provincial Education Department (PED) officials for monitoring and support purposes expressed as a percentage of the total number of registered independent schools. These include school visits by Circuit Managers, Subject Advisors and any official from the Department for monitoring and support.
Source of data	List of schools visited for monitoring and support
Method of Calculation/ Assessment	Numerator: Total number of registered independent schools visited by Provincial Education Department officials for monitoring and support purposes. Denominator: Total number of registered independent schools. Multiply by 100.
Means of verification	Provincial Education Departments report on the number of independent schools visited. Provincial Education Department officials, Circuit Managers and Subject Advisors signed school's schedule; or School's visitor records or school's visit form or Reports on schools visited or Schedule of school visits.
Assumptions	Independent schools are monitored to verify the application of the National Norms and Standards.
Disaggregation of Beneficiaries (where applicable)	Target for Women: N/A Target for Youth: N/A Target for People with Disabilities: N/A
Spatial Transformation (where applicable)	N/A
Calculation type	Non-cumulative
Reporting cycle	Quarterly
Desired performance	All registered independent schools to be visited by Provincial Education Departments for oversight, monitoring, support and liaison purposes at least once a year.
Indicator responsibility	Director: Resourcing & School Administration

PROGRAMME 4: Public Special School Education

Indicator title	SOI 401: Number of learners in public special schools
Definition	Number of learners enrolled in public special schools. Special school: Schools resourced to deliver education to learners requiring high-intensity educational and other support on either a full-time or a part-time basis.
Source of data	Provincial data warehouse
Method of Calculation/ Assessment	Count the total number of learners enrolled in public special schools.
Means of verification	Declarations signed-off by principals when they submit completed survey forms or electronic databases and co-signed by the Circuit and District Managers (electronic or hardcopy). Official list of learners enrolled in public Special Schools
Assumptions	Learners with disabilities are enrolled in special schools and are receiving quality education LSEN learners are properly assessed in order to identify their needs
Disaggregation of Beneficiaries (where applicable)	Target for Women: N/A Target for Youth: N/A Target for People with Disabilities: N/A
Spatial Transformation (where applicable)	Improvement of access to education for persons with disabilities
Calculation type	Non-cumulative
Reporting cycle	Annual
Desired performance	All learners with physical, intellectual, sensory disabilities attend public special schools.
Indicator responsibility	Inclusive Education Programme Manager

Indicator title	SOI 402: Number of therapists/ specialist staff in public special schools
Definition	This indicator measures the total number of professional non-educator/ specialist staff employed in public special schools. Professional non-educator/ special staff are personnel who are classified as paramedics, social workers, therapists, nurses, but are not educators. Note that although therapists, counsellors and psychologists are appointed in terms of the Employment of Educators Act, these should all be included in the total.
Source of data	PERSAL database
Method of Calculation/ Assessment	Count the total number of professional non-educator/ specialist staff employed in public special schools.
Means of verification	PERSAL database
Assumptions	Learners with disabilities having access to staff with specialist training in special schools
Disaggregation of Beneficiaries (where applicable)	Target for Women: N/A Target for Youth: N/A Target for People with Disabilities: N/A
Spatial Transformation (where applicable)	Improvement of access to education for persons with disabilities
Calculation type	Non-cumulative
Reporting cycle	Quarterly
Desired performance	All public special schools to have the requisite number of school-based professional staff
Indicator responsibility	Human Resource and Management Directorate/ Corporate Services – HR Administration (Provinces may insert the more relevant Responsible Manager)

Indicator title	NSOI. 403: Percentage of public special schools serving as resource centres
Definition	Education White Paper 6 speaks of the 'qualitative improvement of special schools for the learners that they serve and their phased conversion to special schools' resource centres that provided special support to neighbouring schools and is integrated into district-based support team.
Source of data	Inclusive Education database
Method of Calculation/ Assessment	Numerator: Total number of public special schools serving as resource centres. Denominator: Total number of public special schools. Multiply by 100.
Means of verification	List of public special schools serving as resource centres
Assumptions	Resource Centres are established to support public ordinary schools that enrol learners with disability. Resource centres are used as a basis to provide support to neighbouring schools. Expand awareness of about inclusive education, including teacher training and parental awareness programmes.
Disaggregation of Beneficiaries (where applicable)	Target for Women: N/A Target for Youth: N/A Target for People with Disabilities: N/A
Spatial Transformation (where applicable)	Improvement of access to education for persons with disabilities
Calculation type	Non-cumulative
Reporting cycle	Annual
Desired performance	All public special schools to serve as resource centres. Target for year to be met or exceeded.
Indicator responsibility	Director: Inclusion & Special Schools

PROGRAMME 5: Early Childhood Development

Indicator title	SOI. 501: Number of public schools that offer Grade R.
Definition	This indicator measures the total number of public schools (ordinary and special) that offer Grade R.
Source of data	Provincial data warehouse.
Method of Calculation/ Assessment	Count the total number of public schools (ordinary and special) that offer Grade R.
Means of verification	Signed-off declaration by Principal or District Manager (electronic or hardcopy) or other formal record as determined by the province.
Assumptions	With quality ECD provision in the province, educational efficiency would improve, as children would acquire the basic concepts, skills and attitudes required for successful learning and development prior to or shortly after entering the system, thus reducing their chances of failure.
Disaggregation of Beneficiaries (where applicable)	Target for Women: N/A Target for Youth: N/A Target for People with Disabilities: N/A
Spatial Transformation (where applicable)	There is a need to build new ECD centres in Districts and classrooms in existing public schools.
Calculation type	Non-cumulative
Reporting cycle	Annual
Desired performance	All public schools (ordinary and special) with Grade 1 to offer Grade R. Target for year to be met or exceeded.
Indicator responsibility	ECD Programme Manager

Indicator title	NSOI.502: Number of children accessing registered ECD programmes
Definition	This indicator counts the number of children between the ages of 0 and 5, and those who are not ready for schooling who are enrolled in registered Early Childhood Development programmes during the quarter. This includes fully registered and conditionally registered ECD programmes. Centre based and non-centre based.
Source of data	Dated and signed register or database of children accessing registered ECD programmes with names, surnames and ID or DOB disaggregated by gender, disability status and district.
Method of Calculation/ Assessment	Count the number of children accessing registered ECD programmes.
Means of verification	Dated and signed register/database of children accessing registered ECD programmes / Form 17.
Assumptions	Programmes comply with all norms and standards
Disaggregation of Beneficiaries (where applicable)	Target for Women: N/A Target for Youth: N/A Target for People with Disabilities: N/A
Spatial Transformation (where applicable)	Across the Provinces
Calculation type	Non-cumulative
Reporting cycle	Quarterly
Desired performance	Increase in the number of children accessing ECD services.
Indicator responsibility	ECD Coordinator, Programme Manager.

Indicator title	NSOI:503 Number of fully registered ECD centres
Definition	This indicator counts the number of facilities fully registered as Early Childhood Development centers complying with all norms and standards for that quarter. This includes funded and unfunded ECD centers.
Source of data	Dated and signed register or database of fully registered ECD centers or signed copies of facility registration certificates
Method of Calculation/ Assessment	Count the number of fully registered ECD centres.
Means of verification	Dated and signed register/database of fully registered ECD centres or signed copies of facility registration certificates. Form 12
Assumptions	A centre complies with all norms and standards
Disaggregation of Beneficiaries (where applicable)	Target for Women: N/A Target for Youth: N/A Target for People with Disabilities: N/A
Spatial Transformation (where applicable)	Across the Province
Calculation type	Non-cumulative
Reporting cycle	Quarterly
Desired performance	Increase in the number of fully registered centres
Indicator responsibility	Chief Director: Social Welfare Services Chief Director: Districts and Institutions

Indicator Title	NSOI 504 Number of Grade R educators or practitioners with NQF level 6 and above qualification.
Definition	Increase the number of Grade R educators or practitioners, with NQF Level 6, teaching in public schools in the province.
Source of data	PERSAL records and files or provincial records.
Method of Calculation/ Assessment	Count the total number of educators or practitioners with NQF 6 qualifications and above
Means of verification	List of Grade R educators or practitioners who teach Grade R in the province and their qualifications.
Assumptions	Practitioners are exposed to pre – and in – service training to respond to the educational needs of the learners
Disaggregation of Beneficiaries (where applicable)	Target for Women: N/A Target for Youth: N/A Target for People with Disabilities: N/A
Spatial Transformation (where applicable)	
Calculation type	Non-cumulative
Reporting cycle	Annual
Desired performance	To increase the number of employed Grade R educators or practitioners with NQF Level 6 and above.
Indicator responsibility	Early Childhood Development (ECD)/ Districts

PROGRAMME 6: Infrastructure Development

Indicator title	SOI 601: Number of public schools provided with water infrastructure
Definition	This indicator measures the total number of public ordinary schools provided with water infrastructure. This includes water tanks or boreholes or tap water. This measure applies to addressing the backlogs that affect existing schools. It does not include provisioning for new schools.
Source of data	School Infrastructure database
Method of Calculation/ Assessment	Count the total number of existing public schools that were provided with water infrastructure in the year under review.
Means of verification	Completion certificates and/ or practical completion certificates and/ or, work completion certificates and/ or invoices and/ or letter from School principal /SGB confirming the availability of water.
Assumptions	All public ordinary schools will have access to water in line with the Norms and Standards for School Infrastructure
Disaggregation of Beneficiaries (where applicable)	Target for Women: N/A Target for Youth: N/A Target for People with Disabilities: N/A
Spatial Transformation (where applicable)	Provisioning of basic services for all
Calculation type	Non-cumulative
Reporting cycle	Annual
Desired performance	All public schools to have access to water infrastructure. Target for year to be met or exceeded. NB: Provinces in which this target has already been met and where this has been audited and confirmed will indicate "Not applicable" for this measure which refers solely to improvements to existing buildings and not new stock.
Indicator responsibility	Schools Infrastructure Directorate

Indicator title	SOI 602: Number of public schools provided with electricity infrastructure
Definition	This indicator measures the total number of public ordinary schools provided with electricity infrastructure. This measure applies to existing schools where a new source of reticulation is provided and excludes new schools. Definition: Schools with electricity refers to schools that have any source of electricity including Eskom Grid, solar panels and generators.
Source of data	School Infrastructure database
Method of Calculation/ Assessment	Count the total number of existing public schools that were provided with electricity supply in the year under review.
Means of verification	Completion certificate and/ or practical completion certificates and/ or works completion certificates and/ or letter from School principal /SGB confirming the availability of electricity.
Assumptions	All public ordinary schools will have access to electricity in line with the Norms and Standards for School Infrastructure
Disaggregation of Beneficiaries (where applicable)	Target for Women: N/A Target for Youth: N/A Target for People with Disabilities: N/A
Spatial Transformation (where applicable)	Provisioning of basic services for all
Calculation type	Non-cumulative
Reporting cycle	Annual
Desired performance	All public schools to have access to electricity infrastructure. Target for year to be met or exceeded. NB: Provinces in which this target has already been met and where this has been audited and confirmed will indicate "Not applicable" for this measure which refers solely to existing and not new stock.
Indicator responsibility	Schools Infrastructure Directorate

Indicator title	SOI 603: Number of public schools supplied with sanitation facilities
Definition	This indicator measures the total number of public ordinary schools provided with sanitation facilities. This measure applies to existing schools and excludes new schools. Sanitation facility: Refers to all kinds of toilets such as: Septic Flush, Municipal Flush, VIP, and Chemical.
Source of data	School Infrastructure database
Method of Calculation/ Assessment	Count the total number of public ordinary schools provided with sanitation facilities in the year under review.
Means of verification	Completion certificate and/ or practical completion certificates and/ or works completion certificates and/ or letter from School principal /SGB confirming the availability of sanitation facilities
Assumptions	All public ordinary schools will have access to sanitation in line with the Norms and Standards for School Infrastructure
Disaggregation of Beneficiaries (where applicable)	Target for Women: N/A Target for Youth: N/A Target for People with Disabilities: N/A
Spatial Transformation (where applicable)	Provisioning of basic services and restoration of dignity for all
Calculation type	Non-cumulative
Reporting cycle	Annual
Desired performance	All public schools to have access to sanitation facilities. Target for year to be met or exceeded. NB: Provinces in which this target has already been met and where this has been audited and confirmed will indicate "Not applicable" for this measure which refers solely to existing and not new stock.
Indicator responsibility	Schools Infrastructure Directorate

Indicator title	SOI 604: Number of schools provided with new or additional boarding facilities
Definition	This indicator measures the number of boarding facilities built in public ordinary schools.
Source of data	<ul style="list-style-type: none"> Infrastructure database; and Completion certificates of new or additional boarding facilities
Method of Calculation/ Assessment	Count the total number of additional boarding facilities built in public schools
Means of verification	Completion certificate or practical completion certificate. The evidence could include province-specific items such as letters of satisfaction provided by the school, works completion certificates etc.
Assumptions	All infrastructure provision to be in line with the Norms and Standards for School Infrastructure
Disaggregation of Beneficiaries (where applicable)	Target for Women: N/A Target for Youth: N/A Target for People with Disabilities: N/A
Spatial Transformation (where applicable)	Provisioning of basic services and restoration of dignity for all
Calculation type	Non-cumulative
Reporting cycle	Annual
Desired performance	All children to have access to education, regardless of geographical location. Target for year to be met or exceeded.
Indicator responsibility	Schools Infrastructure Directorate

Indicator title	SOI 605: Number of schools where scheduled maintenance projects were completed
Definition	The South African Schools Act (SASA), No 84 of 1999 defines the roles of the Department of Basic Education (Provincial, District, Circuit, School Governing Body and School Principal) to maintain and improve the schools' property and buildings and grounds occupied by the schools, including boarding facilities. (Scheduled maintenance refers to planned maintenance but excludes emergencies)
Source of data	<ul style="list-style-type: none"> School Infrastructure database; and Completion certificates.
Method of Calculation/ Assessment	Count the total number of schools with scheduled maintenance completed
Means of verification	Database of schools with scheduled maintenance completed. The evidence could include province-specific items such as letters of satisfaction provided by the school, works completion certificates etc.
Assumptions	All infrastructure provision to be in line with the Norms and Standards for School Infrastructure
Disaggregation of Beneficiaries (where applicable)	Target for Women: N/A Target for Youth: N/A Target for People with Disabilities: N/A
Spatial Transformation (where applicable)	Provisioning of basic services and restoration of dignity for all
Calculation type	Non-cumulative
Reporting cycle	Annual
Desired performance	Schools to be conducive for learning and teaching
Indicator responsibility	Schools Infrastructure Directorate

Indicator title	NSOI. 606: Number of new schools that have reached completion (includes replacement schools).
Definition	This indicator measures the total number of public schools built in a given year. These include both new and replacement schools built and completed.
Source of data	<ul style="list-style-type: none"> School Infrastructure database; and Completion certificate or practical completion certificate.
Method of Calculation/ Assessment	Count the total number of new and replacement schools completed.
Means of verification	Completion certificate or practical completion certificate. The evidence could include province-specific items such as letters of satisfaction provided by the school, works completion certificates etc.
Assumptions	All infrastructure provision to be in line with the Norms and Standards for School Infrastructure.
Disaggregation of Beneficiaries (where applicable)	Target for Women: Target for Youth: Target for People with Disabilities:
Spatial Transformation (where applicable)	Provisioning of basic services and restoration of dignity for all
Calculation type	Non-cumulative
Reporting cycle	Annual
Desired performance	All children to have access to public schools with basic services and appropriate infrastructure. Target for year to be met or exceeded.
Indicator responsibility	Schools Infrastructure Directorate

Indicator title	NSOI. 607: Number of new schools under construction (includes replacement schools).
Definition	This indicator measures the total number of public schools under construction and includes replacement schools and schools under construction. Under-construction means any kind of building work, such as laying of a building foundation, with construction workers on site and brick and mortar delivered.
Source of data	<ul style="list-style-type: none"> School Infrastructure database; and Completion certificates of new schools
Method of Calculation/ Assessment	Count the total number of schools under construction including replacement schools as at the end of the year under review.
Means of verification	Supply Chain Management documents or Procurement documents or site handover certificate or progress payment certificate.
Assumptions	All infrastructure provision to be in line with the Norms and Standards for School Infrastructure.
Disaggregation of Beneficiaries (where applicable)	Target for Women: N/A Target for Youth: N/A Target for People with Disabilities: N/A
Spatial Transformation (where applicable)	Provisioning of basic services and restoration of dignity for all
Calculation type	Non-cumulative
Reporting cycle	Annual
Desired performance	Public schools to cater for learner numbers and meet required standards. In the year concerned the building targets should be met or exceeded so there are no lags in the provision of adequate accommodation.
Indicator responsibility	Schools Infrastructure Directorate

Indicator title	NSOI. 608: Number of new Grade R classrooms built or provided (includes those in new, existing and replacement schools).
Definition	This indicator measures the total number of classrooms built to accommodate Grade R learners.
Source of data	<ul style="list-style-type: none"> Infrastructure database; and Completion certificates
Method of Calculation/ Assessment	Count the total number of new Grade R classrooms built or provided.
Means of verification	Completion certificate or practical completion certificate. The evidence could include province-specific items such as letters of satisfaction provided by the school, works completion certificates etc.
Assumptions	All infrastructure provision to be in line with the Norms and Standards for School Infrastructure.
Disaggregation of Beneficiaries (where applicable)	Target for Women: N/A Target for Youth: N/A Target for People with Disabilities: N/A
Spatial Transformation (where applicable)	Provisioning of basic services and restoration of dignity for all
Calculation type	Non-cumulative
Reporting cycle	Annual
Desired performance	All public schools with Grade 1 to have a Grade R classroom(s).
Indicator responsibility	Schools Infrastructure Directorate

Indicator title	NSOI. 609: Number of additional classrooms built in, or provided for, existing public schools (includes new and replacement schools).
Definition	This indicator measures the number of classrooms built onto or provided to public schools. These are additional classrooms or mobile classrooms for existing schools. The measure includes classrooms in new schools. This should not include Grade R classrooms. Classrooms: Rooms where teaching and learning occurs, but which are not designed for special instructional activities. This indicator excludes specialist rooms.
Source of data	<ul style="list-style-type: none"> School Infrastructure database. Completion certificates of existing schools supplied with additional classrooms; and List of schools indicating classrooms delivered per school.
Method of Calculation/ Assessment	Count the total number of additional classrooms built or provided in new and existing schools.
Means of verification	Completion certificate or practical completion certificate. The evidence could include province-specific items such as letters of satisfaction provided by the school, Works Completion Certificates etc. The mobiles should be recorded in the Asset Registers, as per provincial norms.
Assumptions	All infrastructure provision to be in line with the Norms and Standards for School Infrastructure.
Disaggregation of Beneficiaries (where applicable)	Target for Women: N/A Target for Youth: N/A Target for People with Disabilities: N/A
Spatial Transformation (where applicable)	The needs of people with disabilities must be taken into account with the establishment of ramps and other facilities.
Calculation type	Non-cumulative
Reporting cycle	Annual
Desired performance	All public schools to have adequate numbers of classrooms. Target for year to be met or exceeded.
Indicator responsibility	Schools Infrastructure Directorate

Indicator title	NSOI. 610: Number of additional specialist rooms built in public schools (includes specialist rooms built in new and replacement schools).
Definition	This indicator measures the total number of additional specialist rooms built in public ordinary schools. These include additional specialist rooms in existing schools and those in new or replacement schools. This should not include Grade R classrooms. Specialist room is defined as a room equipped according to the requirements of the curriculum. Examples: technical drawing room, music room, metal work room. It excludes administrative offices and classrooms (as defined in SOI. 604) and includes rooms such as laboratories. Note that although the school might decide to put the room to a different use from the specifications in the building plan it will still be classified as a specialist room for the purposes of this measure.
Source of data	<ul style="list-style-type: none"> School Infrastructure database. Completion certificates of schools supplied with specialist rooms; and List of schools indicating specialist rooms delivered per school.
Method of Calculation/ Assessment	Count the total number of specialist rooms built
Means of verification	Completion certificate. The room is built to the designated size. The evidence could include province-specific items such as letters of satisfaction provided by the school, works completion certificates etc.
Assumptions	All infrastructure provision to be in line with the Norms and Standards for School Infrastructure.
Disaggregation of Beneficiaries (where applicable)	Target for Women: N/A Target for Youth: N/A Target for People with Disabilities: N/A
Spatial Transformation (where applicable)	
Calculation type	Non-cumulative
Reporting cycle	Annual
Desired performance	All public schools to have libraries, resource centres etc. Target for year to be met or exceeded.
Indicator responsibility	Schools Infrastructure Directorate

PROGRAMME 7: Examination and Education Related Services

Indicator title	SOI 701: Percentage of learners who passed the National Senior Certificate (NSC) examination
Definition	This indicator measures the total number of learners who passed in the National Senior Certificate (NSC) examination expressed as a percentage of the total number of learners who wrote the National Senior Certificate.
Source of data	National Senior Certificate database
Method of Calculation/ Assessment	Numerator: total number of learners who passed NSC examinations Denominator: total number of learners who wrote the NSC Multiply by 100 The total includes learners in Programmes 2, 3 and 4. The figure used is based on the announcement of the Minister in January of each year.
Means of verification	List of National Senior Certificate learners
Assumptions	Learners enrolled for the NSC examinations have undergone sufficient and appropriate preparation
Disaggregation of Beneficiaries (where applicable)	Target for Women: N/A Target for Youth: N/A Target for People with Disabilities: N/A
Spatial Transformation (where applicable)	NSC examinations are written in designated examination centres across districts. Centres are accessible to learners with disabilities.
Calculation type	Non-cumulative
Reporting cycle	Annual
Desired performance	To increase the number of Grade 12 learners that are passing the NSC examinations.
Indicator responsibility	Examinations and Assessments Directorates

Indicator title	SOI 702: Percentage of Grade 12 learners passing at the Bachelor Pass level
Definition	Number of learners who achieved Bachelor passes in the National Senior Certificate (NSC) expressed as a percentage of the total number of learners who wrote NSC examinations. Bachelor passes enables NSC matriculants to enrol for degree courses in universities.
Source of data	National Senior Certificate database
Method of Calculation/ Assessment	Numerator: total number of Grade 12 learners who achieved a Bachelor pass in the NSC Denominator: total number of Grade 12 learners who wrote NSC examinations Multiply by 100 The total includes learners in Programmes 2, 3 and 4. The figure used is based on the announcement of the Minister in January of each year.
Means of verification	List of National Senior Certificate learners
Assumptions	Learners enrolled for the NSC examinations have undergone sufficient and appropriate preparation
Disaggregation of Beneficiaries (where applicable)	Target for Women: N/A Target for Youth: N/A Target for People with Disabilities: N/A
Spatial Transformation (where applicable)	NSC examinations are written in designated examination centres across districts. Centres are accessible to learners with disabilities.
Calculation type	Non-cumulative
Reporting cycle	Annual
Desired performance	To increase the percentage of learners who are achieving Bachelor passes in the NSC examinations
Indicator responsibility	Examinations and Assessment Directorate

Indicator title	SOI 703: Percentage of Grade 12 learners achieving 60% and above in Mathematics
Definition	Number of Grade 12 learners passing Mathematics with 60% or more in the NSC examinations expressed as a percentage of the total number of learners who wrote Mathematics in the National Senior Certificate (NSC) examinations.
Source of data	National Senior Certificate database
Method of Calculation/ Assessment	Numerator: total number of Grade 12 learners who passed Mathematics in the NSC with 60% and above Denominator: total number of learners who wrote Mathematics in the NSC examinations Multiply by 100 The total includes learners in Programmes 2, 3 and 4. The figure used is based on the announcement of the Minister in January of each year.
Means of verification	List of National Senior Certificate learners
Assumptions	Learners enrolled for the NSC examinations have undergone sufficient and appropriate preparation
Disaggregation of Beneficiaries (where applicable)	Target for Women: N/A Target for Youth: N/A Target for People with Disabilities: N/A
Spatial Transformation (where applicable)	NSC examinations are written in designated examination centres across districts. Centres are accessible to learners with disabilities.
Calculation type	Non-cumulative
Reporting cycle	Annual
Desired performance	To increase the number of NSC learners who are passing Mathematics with 60% and above
Indicator responsibility	Examinations and Assessment Directorate

Indicator title	SOI 704: Percentage of Grade 12 learners achieving 60% or more in Physical Sciences
Definition	Number of Grade 12 learners passing Physical Sciences with 60% or more in the National Senior Certificate (NSC) examinations expressed as a percentage of the total number of learners who wrote Physical Sciences in the NSC examinations.
Source of data	National Senior Certificate database
Method of Calculation/ Assessment	Numerator: total number of Grade 12 learners who passed Physical Sciences in the NSC with 60% and above Denominator: total number of learners who wrote Physical Science in the NSC examinations Multiply by 100 The total includes learners in Programmes 2, 3 and 4. The figure used is based on the announcement of the Minister in January of each year.
Means of verification	List of National Senior Certificate learners
Assumptions	Learners enrolled for the NSC examinations have undergone sufficient and appropriate preparation
Disaggregation of Beneficiaries (where applicable)	Target for Women: N/A Target for Youth: N/A Target for People with Disabilities: N/A
Spatial Transformation (where applicable)	NSC examinations are written in designated examination centres across districts. Centres are accessible to learners with disabilities.
Calculation type	Non-cumulative
Reporting cycle	Annual
Desired performance	To increase the number of NSC learners who are passing Physical Sciences at 60% and above
Indicator responsibility	Examinations and Assessment Directorate

Indicator title	SOI 705: Number of secondary schools with National Senior Certificate (NSC) pass rate of 60% and above
Definition	This indicator measures the total number of secondary schools that have achieved a pass rate of 60% and above in the National Senior Certificate (NSC).
Source of data	Primary Evidence: <ul style="list-style-type: none"> National Senior Certificate database; and Provincial database reconstructed to mirror national results. Secondary Evidence: <ul style="list-style-type: none"> NSC results as calculated by DBE in the NSC Report.
Method of Calculation/ Assessment	Count the total number of schools with a pass rate of 60% and above in the NSC examinations. The total includes learners in Programmes 2, 3 and 4. The figure used is based on the announcement of the Minister in January of each year.
Means of verification	National Senior Certificate database
Assumptions	Learners enrolled for the NSC examinations have undergone sufficient and appropriate preparation
Disaggregation of Beneficiaries (where applicable)	Target for Women: N/A Target for Youth: N/A Target for People with Disabilities: N/A
Spatial Transformation (where applicable)	NSC examinations are written in designated examination centres across districts. Centres are accessible to learners with disabilities.
Calculation type	Non-cumulative
Reporting cycle	Annual
Desired performance	All public ordinary schools to perform at 60% and above in the NSC
Indicator responsibility	Curriculum Branch and Assessment and Examinations Directorate (Province may insert the more relevant Responsible Manager)



ANNEXURES

TO THE ANNUAL PERFORMANCE PLAN

Annexure A: Amendments to the Strategic Plan

There are no amendments to the 2020-2025 Strategic Plan.

Annexure B: Conditional Grants

Conditional Grant Name: Mathematics, Science and Technology (MST)

Name of Grant	Purpose	Outputs	Current Annual Budget (R'000)	Period of Grant
Conditional Grant 1: Mathematics, Science and Technology (MST) Conditional Grant	To provide support to schools, teachers and learners in line with CAPS for the improvement of MST teaching and learning at selected public schools	<ul style="list-style-type: none"> • Provision of Laboratory equipment, apparatus, workshop equipment, tools, machinery and consumables. • Support schools in Mathematics, Science and Technology subjects from grades R-12. • Support the Department of Basic Education (DBE)-Cuba Mathematics, Science and Technology Subjects Support Programme • Supports the training of all end-users in the utilisation of all ICT resources provided to a school. • Provision of Laboratories, workshop equipment, apparatus and consumables. • Teacher training or development in teaching methodologies and subject content either for mathematics, physical, life, natural and agricultural sciences, technology, computer applications technology, information technology, agricultural management and technology subjects. • Strengthen support to Agricultural schools, technical schools including pilot schools for vocationally oriented curriculum. • Teacher support for schools piloting coding and robotics curriculum. • Ensure compliance with reporting requirements in line with the provisions of the Division of Revenue Act (DoRA). • Monitoring and provision of support to districts/regions, circuits and schools. <p>Provide human resource capacity at all relevant levels including the appointment or identification of a qualified and experienced person/s. •</p>	R 53 793	2023/24



Conditional Grant Name: National School Nutrition Programme

Name of Grant	Purpose	Outputs	Current Annual Budget (R'000)	Period of Grant
Conditional Grant 2: National School Nutrition	To provide nutritious meals to targeted learners on time Number of schools in Quintiles 1-3 Public Primary and Secondary schools as well as targeted special schools that are provided with a nutritious meal on every school day.	5064 schools that prepare nutritious meals for learners (projected data) 1,677,847 learners benefitting from the provision of a nutritious meal (projected data)	R1 647 454	2023/24

Conditional Grant Name: Expanded Public Works Programme (EPWP)

EPWP Integrated Incentive Grant

Name of Grant	Purpose	Outputs	Current Annual Budget (R'000)	Period of Grant
EPWP Integrated Incentive Grant	To incentivize provincial department to expand work creation efforts through the use of labour-intensive delivery methods in the following identified focus areas, in compliance with the Expanded Public Works Programme (EPWP) guidelines: <ul style="list-style-type: none"> Maintenance of buildings. Waste management. Other economic and social infrastructure. 	<ul style="list-style-type: none"> Number of Full Time Equivalents (FTE's) employed. Number of youths to be employed. Number of women to be employed. Number of disabled people to be employed. Number of people to be trained in various skills. Community empowerment and development. 	R 3 162	2023/24

EPWP Social Sector Incentive Grant

Name of Grant	Purpose	Outputs	Current Annual Budget (R'000)	Period of Grant
EPWP Social Sector Incentive Grant	To incentivize Provincial Social Sector Departments identified in 2017 Social Sector EPWP log frame. To increase work opportunities by focusing on the strengthening and expansion of Social Sector programmes that have employment potential.	<ul style="list-style-type: none"> 964 Full Time Equivalents (FTE's) to be created. Number of work opportunities to be created through the EPWP. Number of people with disabilities or special needs to be employed. Number of accredited training programmes to be conducted. Number of people to be employed. 	R 66 461	2023/24

Conditional Grant Name: HIV and AIDS (Life Skills Education)

Name of Grant	Purpose	Outputs	Current Annual Budget (R'000)	Period of Grant
Conditional Grant 4: HIV/AIDS Grant	<ul style="list-style-type: none"> To support South Africa's HIV prevention strategy by: <ul style="list-style-type: none"> providing comprehensive sexuality education and access to sexual and reproductive health services to learners supporting the provision of employee health and wellness programmes for educators To mitigate the impact of HIV and TB by providing a caring, supportive and enabling environment for learners and educators 	<ul style="list-style-type: none"> Increased evidence of positive behavior changes amongst learners and educators and increased access to care and support services for orphans and vulnerable children, resulting in higher learner retention 	R 45 077	2023/24

Conditional Grant Name: Infrastructure Education Grant

Name of Grant	Purpose	Outputs	Current Annual Budget (R'000)	Period of Grant
Infrastructure Grant	<ul style="list-style-type: none"> To provide goods and services required for Public Ordinary schools (mainstream and full service), Special School and ECD infrastructure development and maintenance Provide adequate basic services such as water, sanitation and electricity Systematically eliminate the backlog in classroom accommodation Development of infrastructure for the re-alignment and rationalization of public ordinary schools Intensify efforts towards providing infrastructure facilities that ensure all schools have safe environments for all children. Intensify efforts towards eradication of inappropriate schools 	<ul style="list-style-type: none"> Number of public ordinary schools to be provided with water supply. Number of public ordinary schools to be provided with electricity supply. Number of public ordinary schools to be supplied with sanitation facilities. Number of classrooms to be built in public ordinary schools. Number of specialist rooms to be built in public ordinary schools (laboratories, stock rooms, sick bay, kitchen, etc.). 	R 1 829 305	2023/24



Conditional Grant Name: Learners with Profound Intellectual Disabilities

Name of Grant	Purpose	Outputs	Current Annual Budget (R'000)	Period of Grant
Learners with Profound Intellectual Disabilities	To ensure that learners with severe to profound intellectual disabilities access quality publicly funded education and psychosocial and therapeutic support	provide necessary support, resources and equipment to identified care centers and schools for the provision of education to children with severe to profound intellectual disabilities Number of Children/Learners with Severe to Profound Intellectual Disability (C/LSPID) who utilize the Learning Programme for C/LSPID.	R 29 070	2023/24

Conditional Grant Name: Early Childhood Development

Name of Grant	Purpose	Outputs	Current Annual Budget (R'000)	Period of Grant
Learners with Profound Intellectual Disabilities	To increase the number of poor children accessing subsidies through ECD services and to improve existing conditionally registered ECD services providing an Early Childhood Development programme to attain full registration	<ul style="list-style-type: none"> • Number of children eligible for the subsidy as agreed in the Service Level Agreements (SLA) • Number of all children attending registered ECD services in fully registered services • Number of all children attending ECD services in conditionally registered services • Number of children that benefit from the subsidy component of the conditional grant in fully registered services • Number of children that benefit from the subsidy component of the conditional grant in conditionally registered services • Number of days subsidised for centre-based programmes • Number of children benefiting from the subsidy in registered non-centre based ECD programmes • Number of ECD Practitioners and other staff employed in registered ECD services benefiting from the conditional grant • Number of ECD services assessed for the maintenance component. • Number of ECD services that benefitted from the infrastructure support • Number of children that can be accommodated (capacity) in ECD services that have moved from conditional registration to full registration • Number of low-cost ECD centres constructed. • Compensation of employees • Purchase of working tools for employees 	R 210 524	2023/24



Annexure C: Consolidated Indicators

Output Indicator		2023/24 Annual Target	Data Source
SOI 101:	Number of public schools that use the South African Schools Administration and Management Systems (SA-SAMS) or any alternative electronic solution to provide data.	5 020	Stated in the TID
SOI 102:	Number of public schools that can be contacted electronically (e-mail).	5 020	Stated in the TID
SOI 103:	Percentage of education expenditure going towards non-personnel items.	20%	Stated in the TID
NSOI 104:	Percentage of schools visited at least twice a year by District officials for monitoring and support purposes.	60%	Stated in the TID
NSOI 105:	Percentage of schools having access to information through: (a) Connectivity (other than broadband); and (b) Broadband.	(a)30% (b)35%	Stated in the TID Stated in the TID
NSOI 106:	Number of qualified Grade R-12 teachers aged 30 and below, entering the public service as teachers for the first time during the financial year.	350	Stated in the TID
SOI 201:	Number of schools provided with multi-media resources.	4 200	Stated in the TID
SOI 202:	Number of learners in no fee public ordinary schools in line with the National Norms and Standards for School Funding	1 521 833	Stated in the TID
SOI 203:	Number of Funza Lushaka bursary holders placed in schools within six months upon completion of studies or upon confirmation that the bursar has completed studies	340	Stated in the TID
SOI 204:	Percentage of learners in schools that are funded at a minimum level.	100%	Stated in the TID
SOI 205:	Number of foundation phase teachers trained in reading methodology	3 000	Stated in the TID
SOI 206:	Number of foundation phase teachers trained in numeracy content and methodology	5 200	Stated in the TID
SOI 207:	Number of teachers trained in mathematics content and methodology	5 200	Stated in the TID
SOI 208:	Number of educators trained in Literacy/Language content and methodology.	5 200	Stated in the TID
NSOI 209:	Number of educators with training on inclusion.	500	Stated in the TID
NSOI 210:	Percentage of schools where allocated teaching posts are all filled.	80%	Stated in the TID
NSOI 211:	Percentage of learners with English First Additional Language (EFAL) and Mathematics textbooks in Grades 3, 6, 9 and 12.	80%	Stated in the TID
NSOI 212:	Percentage of schools producing a minimum set of management documents at a required standard	62%	Stated in the TID
SOI 301:	Percentage of registered independent schools receiving subsidies	41.3%	Stated in the TID
NSOI 302:	Number of learners at subsidised registered independent schools	44 598	Stated in the TID
NSOI 303:	Percentage of registered independent schools visited for monitoring and support	60%	Stated in the TID
SOI 401:	Number of learners in Public special schools.	10 100	Stated in the TID
SOI 402:	Number of therapists/specialist staff in public special schools.	46	Stated in the TID
NSOI 403:	Percentage of public special schools serving as Resource Centers.	53%	Stated in the TID
SOI 501:	Number of public schools that offer Grade R.	4000	Stated in the TID
NSOI 502:	Number of children accessing ECD registered ECD programmes	142 000	Stated in the TID
NSOI 503:	Number of registered ECD centres.	390	Stated in the TID
NSOI 504:	Number of Grade R educators/practitioners with NQF level 6 and above qualification.	1400	Stated in the TID
SOI 601:	Number of public schools provided with water infrastructure.	280	Stated in the TID
SOI 602:	Number of public schools provided with electricity infrastructure.	20	Stated in the TID

Output Indicator	2023/24 Annual Target	Data Source
SOI. 603: Number of public schools supplied with sanitation facilities.	50	Stated in the TID
SOI. 604: Number of schools provided with new or additional boarding facilities.	1	Stated in the TID
SOI. 605: Number of schools where scheduled maintenance projects were completed.	90	Stated in the TID
NSOI. 606: Number of new schools that have reached completion (includes replacement schools).	17	Stated in the TID
NSOI. 607: Number of new schools under construction (includes replacement schools).	45	Stated in the TID
NSOI. 608: Number of new Grade R classrooms built or provided (includes those in new, existing and replacement schools).	31	Stated in the TID
NSOI. 609: Number of additional classrooms built in, or provided for, existing public schools (includes new and replacement schools).	325	Stated in the TID
NSOI. 610: Number of additional specialist rooms built in public schools (includes specialist rooms built in new and replacement schools).	43	Stated in the TID
SOI. 701: Percentage of learners who passed the National Senior Certificate (NSC) examination.	80%	Stated in the TID
SOI. 702: Percentage of Grade 12 learners passing at the bachelor's pass level.	41%	Stated in the TID
SOI. 703: Percentage of Grade 12 learners achieving 60% and above Mathematics.	23%	Stated in the TID
SOI. 704: Percentage of Grade 12 learners achieving 60% or more in Physical Sciences.	28%	Stated in the TID
SOI. 705: Number of secondary schools with National Senior Certificate (NSC) pass rate of 60% and above.	800	Stated in the TID



ANNEURE D: DISTRICT DEVELOPMENT MODEL

Object Name	Project Scope (Scope including no.of units)	2023/24	2024/25	2025/26	District Municipality	Latitude	Longitude	Project Leader	Social Partners
AGENT FEES (AW) AW OPERATIONS & MAINTENANCE AW OPERATIONS & MAINTENANCE - Ad Hoc	Programme Implementation Agent Fees Operations & Maintenance of Bulk Water and Sanitation in All Schools OPERATIONS & MAINTENANCE Programme	715,850 8,400,000 2,400,000	1,660,399 9,240,000 1,610,000	1,844,644 10,164,000 1,184,697	EC WHOLE EC WHOLE EC WHOLE	-32.917805 -32.917805 -32.917805	41.3898330 41.3898330 41.3898330	M. Mduba M. Mduba M. Mduba	AW AW AW
BATHURST PRIMARY SCHOOL	Supply, construct footing, erect, elevated pressed steel tank of 50kl for 48hr storage and fire system	1,000	1,500	1,000	Sarah Baartman District Municipality	-33.5016283	26.8217833	M. Mduba	AW
BETHEL JUNIOR SECONDARY SCHOOL	Borehole and Equipping of a new borehole, rising main to an elevated 10kl tank. Drinking fountain. Electrification to the borehole	1,000	500,000	1,088,897	Alfred Nzo District Municipality	-30.2214370	28.8441330	M. Mduba	AW
BLYTHSWOOD HIGH SCHOOL - Fire	Water & Sanitation	-	500	-	Amathole District Municipality	-32.2238100	27.9774067	M. Mduba	AW
BLYTHSWOOD HIGH SCHOOL - Sanitation	Clean, refurbish, add additional pond and geolining of the ponds + fencing; Metering of inlet inflow and outflow at the ponds. Supply and Install Chlorination system	1,000	899,230	1,272,663	Amathole District Municipality	-32.2238100	27.9774067	M. Mduba	AW
BLYTHSWOOD HIGH SCHOOL - Water	Design, supply, build foundation slab and control room unit (Control room, Lab, Kitchen, Ablution and storage); Supply, construct footing, erect elevated pressed steel tank of 140kl, Rain Water Harvesting; Construction of slabs for gas chlorination; 12 X 5000L Polyethylene RWT with associated fittings and materials	138,000	181,705	-	Amathole District Municipality	-32.2238100	27.9774067	M. Mduba	AW
BYLETT'S COMBINED SCHOOL - Fire	Water & Sanitation	-	500	-	Buffalo City Metropolitan Municipality	-32.7630490	28.0921590	M. Mduba	AW
BYLETT'S COMBINED SCHOOL - Water	Supply, construct footing, erect, elevated pressed steel tank of 140kl; Design, supply, build foundation slab and control room unit (Control room, Lab, Kitchen, Ablution, and storage); Supply of material for Rain water Tank; Construction of boreholes, equipping with rising main to existing reservoir and electrical supply from the school; Construction of concrete slabs for gas chlorination	178,000	235,547	500	Buffalo City Metropolitan Municipality	-32.7630490	28.0921590	M. Mduba	AW

Object Name	Project Scope (Scope including no.of units)	2023/24	2024/25	2025/26	District Municipality	Latitude	Longitude	Project Leader	Social Partners
CLARKEBURY AGRICULTURAL SCHOOL - Sanitation	Supply and Install Chlorination system;Equipping of borehole and rising main pipeline to concrete and jojo tanks; Reinstate and upgrade the existing oxidation pond system and fencing. Construct sewerage manholes. New 525kl circular tank.	1,000	829,292	1,225,970	Chris Hani District Municipality	-31.7885170	28.2870280	M. Mduba	AW
CLARKEBURY AGRICULTURAL SCHOOL - Water	Design, supply, build foundation slab and control room unit (Control room, Lab, Kitchen and storage; underground Tank to act as a sump for Rain water harvesting;Equipping of borehole and rising main pipeline to concrete and jojo tanks; 4 X 5000L + 4 X 10 000L Polyethylene RWT with associated fittings and materials.Construction of concrete slabs for gas chlorination	71,524	1,500	500	Chris Hani District Municipality	-31.7885170	28.2870280	M. Mduba	AW
COLLEEN GLEN FARM SCHOOL	Water & Sanitation	1,000	-	-	Nelson Mandela Bay Metropolitan Municipality	-33.9704410	25.3696630	M. Mduba	AW
DALIBANGO PRIMARY SCHOOL	4 X 5000L Polyethylene Rain Water Tanks with associated fittings and materials	15,000	-	-	Amathole District Municipality	-32.4142000	28.3830000	M. Mduba	AW
DALINDYEBO SENIOR SECONDARY SCHOOL - Fire	Water & Sanitation	-	500	-	O.R.Tambo District Municipality	-31.8784000	28.5995000	M. Mduba	AW
DALINDYEBO SENIOR SECONDARY SCHOOL - Water	9 X 5000L Polyethylene Rain Water Tanks. Supply, construct footing, erect, elevated pressed steel tank of 120kl. Upgrade borehole	100,000	210,310	500	O.R.Tambo District Municipality	-31.8784000	28.5995000	M. Mduba	AW
DANGWANA SENIOR SECONDARY SCHOOL	Water & Sanitation	-	1,500	1,500	Alfred Nzo District Municipality	-30.9778670	28.9239200	M. Mduba	AW
EDWARD ZIBI SENIOR SECONDARY SCHOOL	Water & Sanitation	-	1,500	1,500	Joe Gqabi District Municipality	-30.5497990	28.4445870	M. Mduba	AW
EFATA SPECIAL SCHOOL - Fire	Water & Sanitation	-	500	-	O.R.Tambo District Municipality	-31.5684383	28.7182617	M. Mduba	AW
EFATA SPECIAL SCHOOL - Sanitation	Clean, refurbish, add additional pond and geolining of the ponds + fencing; Metering of inlet inflow and outflow at the ponds; Supply and install Chlorination system;	1,000	1,254,303	354,483	O.R.Tambo District Municipality	-31.5684383	28.7182617	M. Mduba	AW



Object Name	Project Scope (Scope including no.of units)	2023/24	2024/25	2025/26	District Municipality	Latitude	Longitude	Project Leader	Social Partners
EFATA SPECIAL SCHOOL - Water	Design, supply, build foundation slab and control room unit (Control room, Lab, Kitchen, Ablution, and storage; Supply, construct footing, erect, elevated pressed steel tank of 200kl; 33 X 5000L + 13 X 10000L Polyethylene RWT with associated fittings and materials;	1,000	1,674,039	1,225,295	O.R.Tambo District Municipality	-31.5684383	28.7182617	M. Mduba	AW
EMAFINI PRIMARY SCHOOL	Water & Sanitation	1,000	1,000	1,000	Nelson Mandela Bay Metropolitan Municipality	-33.8478460	25.5161370	M. Mduba	AW
ESIKWAYINI JUNIOR SECONDARY SCHOOL	Water & Sanitation	1,000	-	-	O.R.Tambo District Municipality	-30.9680160	28.8337090	M. Mduba	AW
FALAKAHLA JUNIOR SECONDARY SCHOOL	Water & Sanitation	1,000	-	-	Amathole District Municipality	-32.0760517	28.4937067	M. Mduba	AW
FARMERFIELD INTERMEDIATE FARM SCHOOL	Water & Sanitation	1,000	-	-	Sarah Baartman District Municipality	-33.4922767	26.5473100	M. Mduba	AW
FREEMANTLE AGRICULTURAL SCHOOL - Fire	Water & Sanitation	-	500	-	Chris Hani District Municipality	-31.7089380	27.1889520	M. Mduba	AW
FREEMANTLE AGRICULTURAL SCHOOL - Sanitation	Clean, refurbish, add additional pond and geolining of the ponds + fencing. Metering of inlet inflow and outflow at the ponds. Supply and Install Chlorination system.	1,000	872,053	684,022	Chris Hani District Municipality	-31.7089380	27.1889520	M. Mduba	AW
FREEMANTLE AGRICULTURAL SCHOOL - Water (Phase I)	13 X 5000L Polyethylene RWT with associated fittings and materials; Supply, construct footing, erect, elevated pressed steel tank of 300kl for 48hr storage and fire system; Design, supply, build foundation slab and control room unit (Control room, Lab, Kitchen, Ablution, and storage	500	800,000	1,459,487	Chris Hani District Municipality	-31.7089380	27.1889520	M. Mduba	AW
FREEMANTLE AGRICULTURAL SCHOOL - Water (Phase II)	Water & Sanitation	-	100,000	34,400	Chris Hani District Municipality	-31.7089380	27.1889520	M. Mduba	AW
HAMBURG PRIMARY SCHOOL - Sanitation	Design, construct septic tank and soakaway system	1,000	249,986	285,180	Amathole District Municipality	-33.2974360	27.4460300	M. Mduba	AW
HAMBURG PRIMARY SCHOOL - Water	7 X 5000L Polyethylene RWT with associated fittings and materials	-	10,000	-	Amathole District Municipality	-33.2974360	27.4460300	M. Mduba	AW



Object Name	Project Scope (Scope including no.of units)	2023/24	2024/25	2025/26	District Municipality	Latitude	Longitude	Project Leader	Social Partners
HEALDTOWN COMPREHENSIVE SCHOOL - Sanitation	Supply and Install Chlorination system; Construct new ponds, screen with metering include go lining of the ponds + fencing	1,000	892,496	1,018,242	Amathole District Municipality	-32.7320892	26.7042776	M. Mduba	AW
HEALDTOWN COMPREHENSIVE SCHOOL - Water	Design, supply, build foundation slab and control room unit (Control room, Lab, Kitchen, Ablution, and storage;Supply, construct footing, erect, elevated pressed steel tank of 300kl	315,000	1,100,000	1,500	Amathole District Municipality	-32.7320892	26.7042776	M. Mduba	AW
IKWEZI LOKUSA SPECIAL SCHOOL - Fire	Water & Sanitation	-	500	-	O.R.Tambo District Municipality	-31.6227450	28.8006367	M. Mduba	AW
IKWEZI LOKUSA SPECIAL SCHOOL - Sanitation	Construct new ponds, screens with metering include go lining of the ponds + fencing	1,000	1,000,000	1,017,578	O.R.Tambo District Municipality	-31.6227450	28.8006367	M. Mduba	AW
IKWEZI LOKUSA SPECIAL SCHOOL - Water	Supply, construct footing, erect, elevated pressed steel tank of 140kl; 33 X 5000L + 13 X 10000L Polyethylene RWT with associated fittings and materials	164,849	-	1,500	O.R.Tambo District Municipality	-31.6227450	28.8006367	M. Mduba	AW
INDWE HIGH SCHOOL - Fire	Water & Sanitation	-	500	-	Chris Hani District Municipality	-31.4707990	27.3419360	M. Mduba	AW
INDWE HIGH SCHOOL - Water	Supply, construct footing, erect, elevated pressed steel tank of 120kl	334,079	203,545	1,500	Chris Hani District Municipality	-31.4707990	27.3419360	M. Mduba	AW
IZIBANZINI PRIMARY SCHOOL	10 X 5000L Polyethylene RWT with associated fittings and materials;	-	9,552	-	Alfred Nzo District Municipality	-30.8037933	29.6262850	M. Mduba	AW
J A NCACA PUBLIC PRIMARY SCHOOL	Water & Sanitation	1,000	1,000	1,000	Chris Hani District Municipality	-32.1843210	25.6406500	M. Mduba	AW
JONGILE NOMPONDO SECONDARY SCHOOL - Fire	Water & Sanitation	-	500	-	Amathole District Municipality	-32.5592000	27.4458000	M. Mduba	AW
JONGILE NOMPONDO SECONDARY SCHOOL - Water	Supply, construct footing, erect, elevated pressed steel tank of 140kl;Material supply for construction 11 X 5000L Polyethylene RWT with associated fittings and materials + stand	128,000	283,464	1,500	Amathole District Municipality	-32.5592000	27.4458000	M. Mduba	AW
JONGINTSIZI SENIOR PRIMARY SCHOOL	Water & Sanitation	2,000	-	-	Chris Hani District Municipality	-32.917805	41.3898330	M. Mduba	AW
JONGULWANDLE JUNIOR SECONDARY SCHOOL	Water & Sanitation	1,000	-	-	Amathole District Municipality	-32.0649283	28.7979950	M. Mduba	AW



Object Name	Project Scope (Scope including no.of units)	2023/24	2024/25	2025/26	District Municipality	Latitude	Longitude	Project Leader	Social Partners
KAALHOEK FARM SCHOOL	Water & Sanitation	1,000	-	-	Amathole District Municipality	-32.5642467	26.4739733	M. Mduba	AW
KAMA PUBLIC SCHOOL	Water & Sanitation	1,000	-	-	Nelson Mandela Bay Metropolitan Municipality	-33.9046160	25.5990710	M. Mduba	AW
KHOARAI SENIOR PRIMARY SCHOOL	Water & Sanitation	1,000	-	-	Alfred Nzo District Municipality	-30.3405880	28.4865050	M. Mduba	AW
KHULUSOMELELE PRIMARY SCHOOL	Water & Sanitation	1,000	-	-	Chris Hani District Municipality	-32.2302390	26.7046000	M. Mduba	AW
LADY GREY ARTS ACADEMY - Fire	Water & Sanitation	-	500	-	Joe Gqabi District Municipality	-30.7140410	27.2118680	M. Mduba	AW
LADY GREY ARTS ACADEMY - Water	Supply, construct footing, erect, elevated pressed steel tank of 120kl; 1 X 5000L Polyethylene RWT with associated fittings and materials	133,000	203,451	1,500	Joe Gqabi District Municipality	-30.7140410	27.2118680	M. Mduba	AW
LAERSKOOL UNIE - Water	Supply, construct footing, erect, elevated pressed steel tank of 120kl; 12 X 5000L Polyethylene RWT with associated fittings and materials	128,000	150,000	1,500	Joe Gqabi District Municipality	-31.2988500	25.8258260	M. Mduba	AW
LA-GRANGE SENIOR SECONDARY SCHOOL - Sanitation	Design and construction of 18 waterborne ablutions with septic tank and soak-away system	1,000	500,000	1,493,168	Alfred Nzo District Municipality	-30.1956430	28.7080140	M. Mduba	AW
LA-GRANGE SENIOR SECONDARY SCHOOL - Water (Phase I)	12 X 5000L Polyethylene RWT with associated fittings and materials. Equipping of Borehole and construction of rising main.	208,000	1,297,000	1,500	Alfred Nzo District Municipality	-30.1956430	28.7080140	M. Mduba	AW
LENGENI JUNIOR SECONDARY SCHOOL	Water & Sanitation	-	-	2,535	Amathole District Municipality	-32.3655917	28.0322717	M. Mduba	AW
LINDOKUHLE JUNIOR SECONDARY SCHOOL	11 X 5000L Polyethylene RWT with associated fittings and material	1,000	-	-	Alfred Nzo District Municipality	-30.9249070	29.9857390	M. Mduba	AW
LOWER DIDIMANA JUNIOR PRIMARY SCHOOL	Water & Sanitation	1,000	-	-	Chris Hani District Municipality	-32.1186250	26.6095717	M. Mduba	AW
LUKHANYO HIGH SCHOOL	8 X 5000L Polyethylene RWT with associated fittings and materials	1,000	-	-	Chris Hani District Municipality	-31.4761700	27.3540833	M. Mduba	AW
MAKAULA SENIOR SECONDARY SCHOOL - Fire (Hostel)	Water & Sanitation	-	500	-	Alfred Nzo District Municipality	-30.8351970	28.9349210	M. Mduba	AW



Object Name	Project Scope (Scope including no.of units)	2023/24	2024/25	2025/26	District Municipality	Latitude	Longitude	Project Leader	Social Partners
MAKAULA SENIOR SECONDARY SCHOOL - Sanitation (Hostel)	Construction of waste water treatment works and grey water recycling with filtration and pumping system. Supply and install Chlorination system	1,000	500,000	1,565,514	Alfred Nzo District Municipality	-30.8351970	28.9349210	M. Mduba	AW
MAKAULA SENIOR SECONDARY SCHOOL - Water (Hostel Phase I)	Design, supply, build foundation slab and control room unit (Control room, Lab, Kitchen, Ablution, and storage). Design, equip borehole, construct rising and reticulation mains. 17 X 5000L Polyethylene Rain Water Tanks with associated fittings and materials	-	500,000	126,710	Alfred Nzo District Municipality	-30.8351970	28.9349210	M. Mduba	AW
MAKAULA SENIOR SECONDARY SCHOOL - Water (Hostel Phase II)	Water & Sanitation	-	1,000,000	1,002,680	Alfred Nzo District Municipality	-30.8351970	28.9349210	M. Mduba	AW
MANZUZULU PRIMARY SCHOOL	Water & Sanitation	1,000	-	-	O.R.Tambo District Municipality	-30.9433730	28.7880280	M. Mduba	AW
MASAKHE PRIMARY SCHOOL	Water & Sanitation	1,000	-	-	Buffalo City Metropolitan Municipality	-33.0074350	27.8796400	M. Mduba	AW
MASIBULELE PUBLIC SCHOOL - Sanitation	Water & Sanitation	-	1,500	1,000	Buffalo City Metropolitan Municipality	-32.9979910	27.6517130	M. Mduba	AW
MASIBULELE PUBLIC SCHOOL - Water	Water & Sanitation	1,000	1,000	1,000	Buffalo City Metropolitan Municipality	-32.9979910	27.6517130	M. Mduba	AW
MBAMBISA PRIMARY SCHOOL	Water & Sanitation	1,000	-	-	O.R.Tambo District Municipality	-30.9811080	28.7368120	M. Mduba	AW
MBULUKWEZA JUNIOR SECONDARY SCHOOL	Water & Sanitation	1,000	-	-	Chris Hani District Municipality	-32.2270250	27.7448350	M. Mduba	AW
MELIBUWA SENIOR PRIMARY SCHOOL	Water & Sanitation	1,000	-	-	Amathole District Municipality	-32.1065288	28.9460143	M. Mduba	AW
MKAMBATI JUNIOR PRIMARY SCHOOL	Water & Sanitation	-	-	35,922	Alfred Nzo District Municipality	-30.7407250	29.5683500	M. Mduba	AW
MNDUNDU JUNIOR SECONDARY SCHOOL	Water & Sanitation	1,000	-	-	Amathole District Municipality	-32.0889950	28.6314040	M. Mduba	AW
MOSA SIBI SENIOR SECONDARY SCHOOL	Refurbish abluitions and sewerage network;Equipping of borehole and rising main pipeline to concrete and jojo tanks;19 X 5000L Polyethylene Rain water tank with associated fittings and materials;Equipping of Borehole for electrification;Equipping	1,000	500,000	1,306,641	Alfred Nzo District Municipality	-30.2139060	28.8439550	M. Mduba	AW



Project Name	Project Scope (Scope including no.of units)	2023/24	2024/25	2025/26	District Municipality	Latitude	Longitude	Project Leader	Social Partners
MOUNT ARTHUR GIRLS HIGH SCHOOL - Fire	of borehole,Construction of low voltage line Water & Sanitation	-	500	-	Chris Hani District Municipality	-31.6876100	27.1534100	M. Mduba	AW
MOUNT ARTHUR GIRLS HIGH SCHOOL - Sanitation	Construct new ponds, screens with metering include geolining of the ponds + fencing; Supply and Install Chlorination system	1,000	800,000	1,064,062	Chris Hani District Municipality	-31.6876100	27.1534100	M. Mduba	AW
MOUNT ARTHUR GIRLS HIGH SCHOOL - Water (Phase 1)	Design, supply, build foundation slab and control room unit (Control room, Lab, Kitchen, Ablution, and storage; 13 X 5000L + 2 X 10000L Polyethylene RWHT with associated fittings and materials;	198,000	500,000	1,500	Chris Hani District Municipality	-31.6876100	27.1534100	M. Mduba	AW
MOUNT ARTHUR GIRLS HIGH SCHOOL - Water (Phase II)	1 X 5000L + 1 X 10 000L Polyethylene RWHT with associated fittings and materials	-	800,000	1,500,000	Chris Hani District Municipality	-31.6876100	27.1534100	M. Mduba	AW
MTENGWANE SENIOR SECONDARY SCHOOL	Water & Sanitation	1,000	-	-	O.R.Tambo District Municipality	-30.9150100	28.7377717	M. Mduba	AW
MZAMOMHLE PRIMARY SCHOOL	Water & Sanitation	1,000	-	-	Amathole District Municipality	-32.6276567	26.8194917	M. Mduba	AW
NCAPAI JUNIOR SECONDARY SCHOOL	Water & Sanitation	1,000	1,500	1,000	Alfred Nzo District Municipality	-30.9777650	28.9257040	M. Mduba	AW
NDABAKAZI JUNIOR SECONDARY SCHOOL	Water & Sanitation	1,000	-	-	Amathole District Municipality	-32.3919590	27.9987540	M. Mduba	AW
NDAMASE SENIOR SECONDARY SCHOOL - Sanitation	Design, supply, build foundation slab and control room unit (Control room, Lab, Kitchen, Ablution, and storage;Supply, construct footing, erect, elevated pressed steel tank of 160kl ;17 X 5000L Polyethylene RWHT with associated fittings and materials	1,000	250,000	1,537,755	O.R.Tambo District Municipality	-31.6409150	28.8663600	M. Mduba	AW
NDAMASE SENIOR SECONDARY SCHOOL - Water	Design, supply, build foundation slab and control room unit (Control room, Lab, Kitchen, Ablution, and storage;Supply, construct footing, erect, elevated pressed steel tank of 160kl ;17 X 5000L Polyethylene RWHT with associated fittings and materials	183,000	500,000	1,500	O.R.Tambo District Municipality	-31.6409150	28.8663600	M. Mduba	AW
NDLANGISA JUNIOR SECONDARY SCHOOL	Water & Sanitation	1,000	1,500	1,000	Chris Hani District Municipality	-32.0883467	27.5630600	M. Mduba	AW



Object Name	Project Scope (Scope including no.of units)	2023/24	2024/25	2025/26	District Municipality	Latitude	Longitude	Project Leader	Social Partners
NEWTOWN HIGH SCHOOL	Water & Sanitation	1,000	-	-	Amathole District Municipality	-32.7758000	26.6184000	M. Mduba	AW
NGANGELIZWE SENIOR SECONDARY SCHOOL - Fire	Water & Sanitation	-	500	-	O.R.Tambo District Municipality	-31.6064870	28.7993360	M. Mduba	AW
NGANGELIZWE SENIOR SECONDARY SCHOOL - Water	Supply, construct footing, erect, elevated pressed steel tank of 150kl; 9 X 5000L Polyethylene RWT with associated fittings and materials	172,148	137,649	1,500	O.R.Tambo District Municipality	-31.6064870	28.7993360	M. Mduba	AW
NOLITHA SPECIAL SCHOOL - Fire	Water & Sanitation	-	500	-	Alfred Nzo District Municipality	-30.8014567	29.3745300	M. Mduba	AW
NOLITHA SPECIAL SCHOOL - Water	Construct footing, erect, elevated pressed steel tank of 100kl,Equipping of a new borehole including electrical control panel,Groundwater exploration with drilling and registration of Boreholes,Construction of a low voltage line,Construction of a low voltage line,Construction of Rising Main,17 X 5000L Polyethylene RWT with associated fittings and materials	1,000	542,356	200,000	Alfred Nzo District Municipality	-30.8014567	29.3745300	M. Mduba	AW
NOLUKANYO JUNIOR PRIMARY SCHOOL	Water & Sanitation	1,000	-	-	Amathole District Municipality	-32.3428833	26.7967050	M. Mduba	AW
NOMPUMALANGA SPECIAL SCHOOL - Fire	Water & Sanitation	-	500	-	Alfred Nzo District Municipality	-30.8480550	29.7948183	M. Mduba	AW
NOMPUMALANGA SPECIAL SCHOOL - Sanitation	Water & Sanitation	-	1,500	1,000	Alfred Nzo District Municipality	-30.8480550	29.7948183	M. Mduba	AW
NOMPUMALANGA SPECIAL SCHOOL - Water	Design, supply, build foundation slab and control room unit (Control room, Lab, Kitchen, Ablution, and storage;Supply, construct footing, erect, elevated pressed steel tank of 100kl;20 X 5000L Polyethylene RWT with associated fittings and materials	148,000	499,264	1,500	Alfred Nzo District Municipality	-30.8480550	29.7948183	M. Mduba	AW
NOTHINTSI JUNIOR SECONDARY SCHOOL	Water & Sanitation	1,000	-	-	O.R.Tambo District Municipality	-30.9613533	28.8154600	M. Mduba	AW
NYANGA SENIOR SECONDARY SCHOOL - Fire	Water & Sanitation	-	500	-	Chris Hani District Municipality	-31.6795750	28.0417450	M. Mduba	AW
NYANGA SENIOR SECONDARY SCHOOL - Sanitation	Clean, refurbish, add additional pond and geolining of the ponds + fencing;	1,000	800,000	1,268,480	Chris Hani District Municipality	-31.6795750	28.0417450	M. Mduba	AW



Object Name	Project Scope (Scope including no.of units)	2023/24	2024/25	2025/26	District Municipality	Latitude	Longitude	Project Leader	Social Partners
NYANGA SENIOR SECONDARY SCHOOL - Water	Metering of inlet inflow and outflow at the ponds; Design, supply, build foundation slab and control room unit (Control room, Lab, Kitchen, Ablution, and storage; Supply, construct footing, erect, elevated pressed steel tank of 160kl; 11 X 5000L Polyethylene RWT with associated fittings and materials	172,000	298,263	1,500	Chris Hanu District Municipality	-31.6795750	28.0417450	M. Mduba	AW
PHAKAMISA HIGH SCHOOL	Water & Sanitation	1,000	-	-	Nelson Mandela Bay Metropolitan Municipality	-33.8580590	25.5623940	M. Mduba	AW
PHANDULWAZI AGRICULTURAL HIGH SCHOOL - Fire	Water & Sanitation	-	500	-	Amathole District Municipality	-32.6526960	26.9233020	M. Mduba	AW
PHANDULWAZI AGRICULTURAL HIGH SCHOOL - Sanitation	Supply and install Chlorination system; Clean, refurbish, add additional pond and geolining of the ponds + fencing; Metering of inlet inflow and outflow at the ponds	1,000	921,046	1,018,063	Amathole District Municipality	-32.6526960	26.9233020	M. Mduba	AW
PHANDULWAZI AGRICULTURAL HIGH SCHOOL - Water	Supply, construct footing, erect, elevated pressed steel tank of 140kl for 48hr storage; Design, supply, build foundation slab and control room unit (Control room, Lab, Kitchen, Ablution, and storage)	118,000	792,000	1,500	Amathole District Municipality	-32.6526960	26.9233020	M. Mduba	AW
PIETERSRUS PRIMARY SCHOOL	Water & Sanitation	1,000	-	-	Chris Hanu District Municipality	-31.8466200	26.7565117	M. Mduba	AW
QUMBU TECHNICAL SECONDARY SCHOOL	Water & Sanitation	1,000	1,500	1,000	Joe Gqabi District Municipality	-30.5712000	27.4184000	M. Mduba	AW
RIETBERG PRIMARY SCHOOL	10 X 5000L Polyethylene RWT with associated fittings and materials	2,507	-	-	Sarah Baartman District Municipality	-33.4042000	25.4457000	M. Mduba	AW
SHAWBURY SENIOR SECONDARY SCHOOL	Design, supply, build foundation slab and control room unit (Control room, Lab, Kitchen, Ablution, and storage.	1,000	450,000	452,215	O.R.Tambo District Municipality	-31.2310570	28.9580430	M. Mduba	AW
SHAWBURY SENIOR SECONDARY SCHOOL - Fire	Water & Sanitation	-	500	-	O.R.Tambo District Municipality	-31.2310570	28.9580430	M. Mduba	AW
SHAWBURY SENIOR SECONDARY SCHOOL - Sanitation	Supply and install chlorination system. Clean, refurbish, add additional pond and geo-lining of the ponds + fencing. Metering of inlet inflow and outflow at the ponds.	1,379,759	1,221,688	1,500	O.R.Tambo District Municipality	-31.2310570	28.9580430	M. Mduba	AW



Object Name	Project Scope (Scope including no.of units)	2023/24	2024/25	2025/26	District Municipality	Latitude	Longitude	Project Leader	Social Partners
SHAWBURY SENIOR SECONDARY SCHOOL - Water	17 X 5000L Polyethylene RWT with associated fittings and materials;Supply, construct footing, erect, elevated pressed steel tank of 300kl for 48hr storage	-	1,600,000	605,521	O.R.Tambo District Municipality	-31.2310570	28.9580430	M. Mduba	AW
SIGCAU SPECIAL SCHOOL	Design, supply, build foundation slab and control room unit (Control room, Lab, Kitchen, Ablution, and storage;Supply and Install Chlorination system	100,000	-	1,500	O.R.Tambo District Municipality	-31.0348633	29.5294867	M. Mduba	AW
SINTHEMBA PUBLIC SCHOOL	Water & Sanitation	1,000	-	-	Amathole District Municipality	-32.5577000	27.4472000	M. Mduba	AW
SIVE SPECIAL SCHOOL	Equip newly proposed Borehole and rising main.	1,000	-	657,815	Alfred Nzo District Municipality	-30.3870517	29.0426717	M. Mduba	AW
SIYAKHULA PRIMARY SCHOOL	Water & Sanitation	1,000	1,500	1,000	Chris Hani District Municipality	-31.4734250	27.3590350	M. Mduba	AW
ST BARTHOLOMEWS SENIOR SECONDARY SCHOOL	Water & Sanitation	1,000	-	-	O.R.Tambo District Municipality	-31.0242620	28.8051150	M. Mduba	AW
ST MARKS PRIMARY SCHOOL	Water & Sanitation	1,000	1,500	1,000	Alfred Nzo District Municipality	-30.6532850	28.7623783	M. Mduba	AW
ST MATTHEWS HIGH SCHOOL	Design, supply, build foundation slab and control room unit (Control room, Lab, Kitchen, Ablution and storage; 9 X 5000L Polyethylene RWT with associated fittings and materials;	100,000	-	1,500	Amathole District Municipality	-32.6492450	27.1822230	M. Mduba	AW
ST MATTHEWS HIGH SCHOOL - Fire	Water & Sanitation	-	500	-	Amathole District Municipality	-32.6492450	27.1822230	M. Mduba	AW
ST MATTHEWS HIGH SCHOOL - Sanitation	Clean, refurbish, add additional pond and geolining of the ponds + fencing;Metering of inlet inflow and outflow at the ponds;Supply and install Chlorination system	1,000	808,896	234,322	Amathole District Municipality	-32.6492450	27.1822230	M. Mduba	AW
ST MATTHEWS HIGH SCHOOL - Water	Supply, construct footing, erect, elevated pressed steel tank of 300kl for 48hr storage	-	1,500	1,000	Amathole District Municipality	-32.6492450	27.1822230	M. Mduba	AW
ST THOMAS SPECIAL SCHOOL	Supply, construct footing, erect, elevated pressed steel tank of 120kl;Material supply for construction	1,000	-	1,500	Buffalo City Metropolitan Municipality	-32.6974567	27.3704600	M. Mduba	AW
THOBOSHANA FARM SCHOOL	Water & Sanitation	1,000	1,500	1,000	Buffalo City Metropolitan Municipality	-32.9208000	27.8658000	M. Mduba	AW



Object Name	Project Scope (Scope including no.of units)	2023/24	2024/25	2025/26	District Municipality	Latitude	Longitude	Project Leader	Social Partners
THUBALETHU SECONDARY SCHOOL - Fire	Water & Sanitation	-	500	-	Amathole District Municipality	-32.7608840	26.6602600	M. Mduba	AW
THUBALETHU SECONDARY SCHOOL - Water	Supply, construct footing, erect, elevated pressed steel tank of 140kl. Fencing package plant and chlorination pond. Supply and install chlorination system. Design, supply, build foundation slab and control room unit (Control room, Lab, Kitchen, Ablution, and storage); Material supply for construction of slab for Jojo Tanks	123,400	84,696	1,500	Amathole District Municipality	-32.7608840	26.6602600	M. Mduba	AW
TLOKWENG SENIOR SECONDARY SCHOOL	Water & Sanitation	1,000	1,500	1,000	Joe Gqabi District Municipality	-30.4275317	27.5052333	M. Mduba	AW
TSOLO SPECIAL SCHOOL - Fire	Water & Sanitation	-	500	-	O.R.Tambo District Municipality	-31.3195950	28.8082567	M. Mduba	AW
TSOLO SPECIAL SCHOOL - Sanitation	Supply and install chlorination system. Fencing of pond area.	1,000	1,360,655	1,328,152	O.R.Tambo District Municipality	-31.3195950	28.8082567	M. Mduba	AW
TSOLO SPECIAL SCHOOL - Water	Design, supply, build foundation slab and control room unit (Control room, Lab, Kitchen, Ablution, and storage); Supply, construct footing, erect, elevated pressed steel tank of 160kl for 48hr storage	64,000	734,584	1,500	O.R.Tambo District Municipality	-31.3195950	28.8082567	M. Mduba	AW
TWALIKULU JUNIOR SECONDARY SCHOOL	Water & Sanitation	1,000	-	-	O.R.Tambo District Municipality	-31.9696083	28.9749633	M. Mduba	AW
VELALANGA SENIOR SECONDARY SCHOOL	Water & Sanitation	1,000	-	-	Chris Hani District Municipality	-32.1167620	26.6063750	M. Mduba	AW
ZAMOKUHLE SPECIAL SCHOOL - Water	Refurbish fire system; Supply, construct footing, erect, elevated pressed steel tank of 140kl; Design, supply, build foundation slab and control room unit (Control room, Lab, Kitchen, Ablution, and storage	158,000	603,373	1,500	Alfred Nzo District Municipality	-30.9178217	29.8757500	M. Mduba	AW
A B SIWENDU SENIOR PRIMARY SCHOOL	7 New Administration Space(s); New Electricity Infrastructure; 112 metres of new fencing; Furniture; 0 Bulk Infrastructure; 13 New Toilet(s); 8 New Teaching Space(s); 7 New Water Infrastructure	756,400	2,292,782	-	Amathole District Municipality	-32.1114267	28.3430617	M. Mduba	CDC
A W BARNES PRIMARY SCHOOL	18 New Toilet(s); 5 New Teaching Space(s)	732,019	4,506,418	3,495,268	Buffalo City Metropolitan Municipality	-33.0185800	27.8892290	M. Mduba	CDC



Object Name	Project Scope (Scope including no.of units)	2023/24	2024/25	2025/26	District Municipality	Latitude	Longitude	Project Leader	Social Partners
A W BARNES PRIMARY SCHOOL	Fencing and Gates (2x Pedestrian, 2x double swing, 1 x double slide)	172,483	-	-	Buffalo City Metropolitan Municipality	-33.0185800	27.8892290	M. Mduba	CDC
ABRAHAM LEVY PRIMARY SCHOOL	#REF!	-	-	981,622	Nelson Mandela Bay Metropolitan Municipality	-33.9333000	25.5657000	M. Mduba	CDC
ADELAIDE JUNIOR SECONDARY SCHOOL	16 New Classrooms; Administration; Electricity; Furniture; 26 Toilet Seats; 821 m security fence; 15 Rain Water tanks plus 2 drinking fountains; Earthworks	18,124,288	9,936,869	1,917,496	Amathole District Municipality	-32.6849310	26.2974480	M. Mduba	CDC
AGENT FEES (CDC)	Programme Management Fees	18,733,938	32,041,908	26,471,432	EC WHOLE	-32.917805	41.3898330	M. Mduba	CDC
ALEX JAYIYA PRIMARY SCHOOL	11 Refurbishment of Administration Space(s); 2 Refurbishment of Toilet(s); 20 Refurbishment of Teaching Space(s)	-	2,564,571	-	Nelson Mandela Bay Metropolitan Municipality	-33.8051660	25.3932300	M. Mduba	CDC
ALICE JUNIOR SECONDARY SCHOOL	Implementation of Construction of an Early Childhood Development Centre at Alice Primere School	333,584	-	-	Amathole District Municipality	-32.7961960	26.8413200	M. Mduba	CDC
ALICE PRIMARY SCHOOL	10 New Administration Space(s); New Electrical Infrastructure; 39 metres of new fencing; 1 Bulk Infrastructure; 7 New Toilet(s); 2 New Teaching Space(s); 1 New Water Infrastructure	262,544	-	-	Amathole District Municipality	-32.7858221	26.8355160	M. Mduba	CDC
AM ZANTSI SENIOR SECONDARY SCHOOL	Fencing and Gates (2x Pedestrian, 2x double swing, 1 x double slide)	239,588	-	-	Chris Hani District Municipality	-31.6250300	27.5580217	M. Mduba	CDC
ANDRIESKRAAL PRIMARY SCHOOL - Hostel	Provision of Boarding Facility	508,221	-	-	Sarah Baartman District Municipality	-33.7519820	24.6738550	M. Mduba	CDC
ARCADIA PRIMARY SCHOOL	2 Double Grade R, 1 Single Grade R, 18 toilets	2,005,174	5,102,357	-	Nelson Mandela Bay Metropolitan Municipality	-33.8814480	25.5231730	M. Mduba	CDC
ASHTON GONTSHI PRIMARY SCHOOL	#REF!	-	-	1,517,104	Nelson Mandela Bay Metropolitan Municipality	-33.8083840	25.3889550	M. Mduba	CDC
ASTRA PRIMARY SCHOOL	#REF!	-	-	940,263	Nelson Mandela Bay Metropolitan Municipality	-33.8680520	25.4950650	M. Mduba	CDC
AYLIFF PRIMARY SCHOOL	3 New Administration Space(s); New Electrical Infrastructure; Furniture; 3 Bulk Infrastructure; 14 New Toilet(s); 3	555,668	2,611,536	2,542,760	Amathole District Municipality	-33.2055310	27.1441890	M. Mduba	CDC



Object Name	Project Scope (Scope including no.of units)	2023/24	2024/25	2025/26	District Municipality	Latitude	Longitude	Project Leader	Social Partners
BASHEE COMPREHENSIVE HIGH SCHOOL	New Teaching Space(s); 1 New Water Tank; 16 New Administration Space(s); New Electricity Infrastructure; 950 metres of new fencing; Furniture; 0 Bulk Infrastructure; 22 New Toilet(s); 29 New Teaching Space(s); 11 New Water Infrastructure	462,800	6,238,918	6,256,798	Amathole District Municipality	-31.9445910	28.3905440	M. Mduba	CDC
BAZINDLOVU PRIMARY JUNIOR SCHOOL	12 New Administration Space(s); New Electricity Infrastructure; 825 metres of new fencing; 0 New Sanitation Infrastructure; 0 Bulk Infrastructure; 16 New Toilet(s); 11 New Teaching Space(s); 0 New Water Infrastructure	24,050,218	10,762,903	3,121,283	Chris Hanu District Municipality	-31.8410970	28.1549170	M. Mduba	CDC
BEDFORD JUNIOR SECONDARY SCHOOL	48 New Administration Space(s); 1052 metres of new fencing; 1 New Sanitation Infrastructure; 3 Bulk Infrastructure; 32 New Toilet(s); 2dTS; 51 New Teaching Space(s); 20 New Water Infrastructure	250,000	-	-	Amathole District Municipality	-32.6898487	26.0887009	M. Mduba	CDC
BEN NYATI PUBLIC PRIMARY SCHOOL	1 Refurbishment of Teaching Space(s)	715,437	-	-	Nelson Mandela Bay Metropolitan Municipality	-33.8808590	25.5894120	M. Mduba	CDC
BETHELSDORP ROAD PRIMARY SCHOOL	Refurbishment 17 Classrooms, New 5 Grade R Classrooms, 2 Multipurpose Centre, 3 Nutrition Centres, 3 Admin spaces, 10 rain water tanks, 21 toilets and fencing	784,945	10,285,544	11,807,671	Nelson Mandela Bay Metropolitan Municipality	-33.8685130	25.5124910	M. Mduba	CDC
BETHELSDORP ROAD PRIMARY SCHOOL	Fencing and Gates (3x Pedestrian, 1x double swing, 1 x double slide)	220,455	-	-	Nelson Mandela Bay Metropolitan Municipality	-33.8685130	25.5124910	M. Mduba	CDC
BETHESDA PRIMARY SCHOOL	Fencing and Gates (2x Pedestrian, 2x double swing, 1 x double slide)	140,082	-	-	Alfred Nzo District Municipality	-30.4989050	28.6673980	M. Mduba	CDC
BETHVALE PRIMARY SCHOOL	2 Double Grade R with Kitchen, 1 Single Grade R, 18 toilets	1,741,338	5,621,963	-	Nelson Mandela Bay Metropolitan Municipality	-33.8771100	25.5018470	M. Mduba	CDC
BETHVALE PRIMARY SCHOOL - Maintenance	28 Refurbishment of Teaching Space(s)	-	176,377	38,765	Nelson Mandela Bay Metropolitan Municipality	-33.8771100	25.5018470	M. Mduba	CDC
BOOYSEN PARK PRIMARY SCHOOL	#REF!	-	-	1,087,350	Nelson Mandela Bay Metropolitan Municipality	-33.8583983	25.4738000	M. Mduba	CDC



Object Name	Project Scope (Scope including no.of units)	2023/24	2024/25	2025/26	District Municipality	Latitude	Longitude	Project Leader	Social Partners
BOOYSEN PARK SECONDARY SCHOOL - Phase II	6 New Teaching; 6 New Administration Space(s); 14 Refurbishment of Administration Space(s); Furniture: 0 Bulk Infrastructure; 25 Refurbishment of Toilet(s); Space(s); 76 Refurbishment of Teaching Space(s)	941,600	12,494,052	14,182,567	Nelson Mandela Bay Metropolitan Municipality	-33.8575683	25.4670100	M. Mduba	CDC
BOTSABELO JUNIOR SECONDARY SCHOOL	13 New Toilet(s); 1 New Water Infrastructure	331,395	1,751,501	1,174,989	Joe Gqabi District Municipality	-30.9612233	28.5549767	M. Mduba	CDC
BREIDBACH PRIMARY SCHOOL	Fencing and Gates (2x Pedestrian, 2x double swing, 1 x double slide)	254,058	-	-	Buffalo City Metropolitan Municipality	-32.8860900	27.4432410	M. Mduba	CDC
BUFFALO FLATS PRIMARY SCHOOL	5 New Teaching Space(s); 11 New Administration Space(s); 260 metres of new fencing; Furniture: 0 Bulk Infrastructure; 18 New Toilet(s); 0 New Water Infrastructure	637,956	6,734,628	627,097	Buffalo City Metropolitan Municipality	-33.0224980	27.8721240	M. Mduba	CDC
BURU JUNIOR SECONDARY SCHOOL	Fencing and Gates (2x Pedestrian, 2x double swing, 1 x double slide)	212,532	-	-	Amathole District Municipality	-32.3802740	28.2366230	M. Mduba	CDC
BUWA SENIOR SECONDARY SCHOOL	Fencing and Gates (2x Pedestrian, 2x double swing, 1 x double slide)	119,615	-	-	O.R.Tambo District Municipality	-31.1039810	29.0773680	M. Mduba	CDC
C M VELLEEM JUNIOR SECONDARY SCHOOL	New Electrical Infrastructure; 105 metres of new fencing; 811 Bulk Infrastructure; 11 New Toilet(s); 3 New Teaching Space(s); 4 New Water Infrastructure	553,392	5,116,475	1,495,854	Sarah Baartman District Municipality	-33.2895310	26.5548090	M. Mduba	CDC
CARITAS PRIMARY SCHOOL	#REF!	-	2,949,090	-	Nelson Mandela Bay Metropolitan Municipality	-33.7332000	25.3719290	M. Mduba	CDC
CEBE JUNIOR SECONDARY SCHOOL	2 New Administration Space(s); New Electricity Infrastructure; Security fencing =1200m(includes Grade R); Furniture; 0 Bulk Infrastructure; 24 New Toilet(s)/IP including Grade R; 14 New Teaching Space(s) includes 3 Grade R; 24 Water tanks & stands; Decanting (15 classrooms);	5,971,288	1,052,910	5,021,465	Amathole District Municipality	-32.5201370	28.5303280	M. Mduba	CDC
CEDARBERG PRIMARY SCHOOL	2 Double Grade R, 1 Single Grade R, 11 toilets	1,819,806	4,470,507	-	Nelson Mandela Bay Metropolitan Municipality	-33.8629350	25.4673283	M. Mduba	CDC
CEDARBERG PRIMARY SCHOOL	#REF!	-	1,409,893	-	Nelson Mandela Bay Metropolitan Municipality	-33.8629350	25.4673283	M. Mduba	CDC



Object Name	Project Scope (Scope including no.of units)	2023/24	2024/25	2025/26	District Municipality	Latitude	Longitude	Project Leader	Social Partners
CHARLES DUNA PUBLIC SCHOOL	Maintenance	-	660,564	1,000,000	Metropolitan Municipality Nelson Mandela Bay Metropolitan Municipality	-33.8961980	25.5920910	M. Mduba	CDC
CHRIS HANI PUBLIC PRIMARY SCHOOL	17 New Administration Space(s); New Electricity Infrastructure; New Fencing; Furniture; 0 Bulk Infrastructure; 26 New Toilet(s); 34 New Teaching Space(s); 0 New Water Infrastructure	-	11,024,288	13,996,952	Chris Hani District Municipality	-31.3816490	27.0364960	M. Mduba	CDC
CILO SENIOR PRIMARY SCHOOL	2 New Administration Space(s); Furniture; New Toilet(s)=9 seats includes for Grade R; 6 Prefab classrooms, 5 Refurbishment of Toilet(s); 1 Grade R; 2 New Water tanks; 149m fencing.	423,891	7,706,783	441,909	Amathole District Municipality	-32.3438750	28.3336110	M. Mduba	CDC
COBOSI PRIMARY JUNIOR SCHOOL	New Electricity Infrastructure; New Fencing; Furniture; 0 Bulk Infrastructure; 7 New Toilet(s); 2 New Teaching Space(s); 0 New Water Infrastructure	680,107	5,299,164	1,958,594	Chris Hani District Municipality	-31.7954310	28.1275530	M. Mduba	CDC
DALASILE PRIMARY SCHOOL	7 New Administration Space(s); 1 Refurbishment of Administration Space(s); New Communication Infrastructure; New Electricity Infrastructure; New Fencing; Furniture; 14 Maintenance & Repairs; 2rOA; 0 Bulk Infrastructure; 14 New Toilet(s); 4 new classrooms plus single grade r; renov-ablutions, 6 classrooms;	1,758,742	10,870,999	7,100,182	Chris Hani District Municipality	-32.0166010	26.4794870	M. Mduba	CDC
DAVID VUKU PRIMARY SCHOOL - Maintenance	Maintenance and Renovations of Existing Facilities	-	762,651	230,988	Nelson Mandela Bay Metropolitan Municipality	-33.8948200	25.5989500	M. Mduba	CDC
DESPATCH PRIMARY SCHOOL	#REF!	-	-	961,547	Nelson Mandela Bay Metropolitan Municipality	-33.8169530	25.4632120	M. Mduba	CDC
DIKELA JUNIOR SECONDARY SCHOOL	Fencing and Gates (2x Pedestrian, 2x double swing, 1 x double slide)	71,445	-	-	O.R.Tambo District Municipality	-31.4043290	29.1867300	M. Mduba	CDC
DIMBAZA PRIMARY SCHOOL	Fencing and Gates (2x Pedestrian, 2x double swing, 1 x double slide)	158,739	-	-	Buffalo City Metropolitan Municipality	-32.8366980	27.2084060	M. Mduba	CDC
DORDRECHT HIGH SCHOOL	Fencing and Gates (2x Pedestrian, 2x double swing, 1 x double slide)	198,160	-	-	Chris Hani District Municipality	-31.3734630	27.0502910	M. Mduba	CDC



Object Name	Project Scope (Scope including no.of units)	2023/24	2024/25	2025/26	District Municipality	Latitude	Longitude	Project Leader	Social Partners
DUBU PRIMARY SCHOOL	New Electrical Infrastructure; New Fencing; Furniture; 9 New Toilet(s); 1dTS; 1 New Teaching Space(s)	599,509	3,144,401	1,819,136	Buffalo City Metropolitan Municipality	-32.9318190	27.3781830	M. Mduba	CDC
DUMEZWENI SENIOR SECONDARY SCHOOL	Fencing and Gates (2x Pedestrian, 2x double swing, 1 x double slide)	108,187	-	-	Alfred Nzo District Municipality	-31.0359417	29.3675233	M. Mduba	CDC
E MACEMBE JUNIOR PRIMARY SCHOOL	1 New Administration Space(s); 220 metres of new fencing; Furniture; 0 Bulk Infrastructure; 18 New Toilet(s); 5 New Teaching Space(s); 0 New Water Infrastructure	475,428	5,260,569	86,583	Chris Hani District Municipality	-32.1859190	25.6365080	M. Mduba	CDC
E N SEKU SECONDARY SCHOOL	Fencing and Gates (2x Pedestrian, 2x double swing, 1 x double slide)	67,901	-	-	O.R.Tambo District Municipality	-31.8530570	28.4866790	M. Mduba	CDC
EMMET MAHONGA JUNIOR PRIMARY SCHOOL	Fencing and Gates (2x Pedestrian, 2x double swing, 1 x double slide)	283,547	-	-	Chris Hani District Municipality	-31.9766200	27.0510450	M. Mduba	CDC
EMPUMELELWENI SENIOR PRIMARY SCHOOL	Fencing and Gates (2x Pedestrian, 2x double swing, 1 x double slide)	109,559	-	-	Chris Hani District Municipality	-32.1806783	26.7840800	M. Mduba	CDC
ENDUKU PRIMARY JUNIOR SCHOOL	New Electricity Infrastructure; New Fencing; Furniture; 0 Bulk Infrastructure; 11 New Toilet(s); 3 New Teaching Space(s); 0 New Water Infrastructure	499,224	6,719,761	2,331,432	Chris Hani District Municipality	-31.7468980	28.0225570	M. Mduba	CDC
ENGCOBO VILLAGE SENIOR SECONDARY SCHOOL	Fencing and Gates (2x Pedestrian, 2x double swing, 1 x double slide)	191,716	-	-	Chris Hani District Municipality	-31.6726420	27.9937810	M. Mduba	CDC
ENKALWENI JUNIOR PRIMARY SCHOOL	Fencing and Gates (2x Pedestrian, 2x double swing, 1 x double slide)	267,762	-	-	Joe Gqabi District Municipality	-31.3182583	28.4193067	M. Mduba	CDC
ENOCH SONTONGA SENIOR SECONDARY SCHOOL	Fencing and Gates (2x Pedestrian, 2x double swing, 1 x double slide)	199,306	-	-	Buffalo City Metropolitan Municipality	-32.9150030	27.5072340	M. Mduba	CDC
ENYANISWENI SECONDARY SCHOOL	Fencing and Gates (2x Pedestrian, 2x double swing, 1 x double slide)	106,570	-	-	Alfred Nzo District Municipality	-30.8968210	29.7913220	M. Mduba	CDC
ETYENI JUNIOR SECONDARY SCHOOL	Fencing and Gates (2x Pedestrian, 2x double swing, 1 x double slide)	324,768	-	-	Joe Gqabi District Municipality	-30.9004183	28.5480883	M. Mduba	CDC
EYABANTU SENIOR SECONDARY SCHOOL	1 Demolition of Administration Space(s); 11 New Administration Space(s); 900 metres of new fencing; 217 Bulk Infrastructure; 25 New Toilet(s); 8dTS; 21 New Teaching Space(s); 5 New Water Infrastructure	3,316,556	11,000,000	7,121,863	Amathole District Municipality	-32.7731120	26.6542550	M. Mduba	CDC



Object Name	Project Scope (Scope including no.of units)	2023/24	2024/25	2025/26	District Municipality	Latitude	Longitude	Project Leader	Social Partners
FERNWOOD PARK PRIMARY SCHOOL - Maintenance	1 Refurbishment of Teaching Space(s)	-	162,221	23,877	Nelson Mandela Bay Metropolitan Municipality	-33.8656710	25.5172220	M. Mduba	CDC
FORT BEAUFORT PRIMARY SCHOOL	Fencing and Gates (2x Pedestrian, 2x double swing, 1 x double slide)	468,124	-	-	Amathole District Municipality	-32.7742420	26.6357200	M. Mduba	CDC
FORT GREY PUBLIC SCHOOL	1 New Teaching Space(s); 4 New Toilet(s); 13 New Administration Space(s); New Electricity Infrastructure; Furniture; 0 Bulk Infrastructure; 18 New Toilet(s); 18 New Teaching Space(s); 6 New Water Infrastructure	698,151	2,488,983	391,299	Buffalo City Metropolitan Municipality	-33.0300683	27.7894167	M. Mduba	CDC
FORT MALAN SENIOR SECONDARY SCHOOL	#REF!	561,300	8,045,869	11,368,342	Amathole District Municipality	-32.1518710	28.5205610	M. Mduba	CDC
FRANK JOUBERT PRIMARY SCHOOL	#REF!	500,000	-	-	Nelson Mandela Bay Metropolitan Municipality	-33.9317030	25.5718180	M. Mduba	CDC
G J LOUW PRIMARY SCHOOL	1 New Teaching Space(s), repairs and renovation to various existing infrastructure	100,000	-	-	Nelson Mandela Bay Metropolitan Municipality	-33.9362200	25.5792940	M. Mduba	CDC
GCINUBUZWE COMBINED SCHOOL	Fencing and Gates (2x Pedestrian, 2x double swing, 1 x double slide)	138,581	-	-	Sarah Baartman District Municipality	-32.9406800	24.6841010	M. Mduba	CDC
GCINUBUZWE SENIOR SECONDARY SCHOOL	#REF!	-	6,879,034	8,355,566	Chris Hani District Municipality	-31.6729770	27.2452360	M. Mduba	CDC
GCOBANI INTERMEDIATE PRIMARY SCHOOL	Fencing and Gates (2x Pedestrian, 2x double swing, 1 x double slide)	107,213	-	-	Buffalo City Metropolitan Municipality	-32.9662950	27.8845080	M. Mduba	CDC
GERMAN VILLAGE JUNIOR SECONDARY SCHOOL	Fencing and Gates (2x Pedestrian, 2x double swing, 1 x double slide)	208,217	-	-	Amathole District Municipality	-32.917805	41.3898330	M. Mduba	CDC
GILBERT XUZA JUNIOR PRIMARY SCHOOL	#REF!	-	6,863,631	9,927,869	Sarah Baartman District Municipality	-32.7262930	25.5976930	M. Mduba	CDC
GOBIZIWE AGRICULTURAL SCHOOL	Fencing and Gates (2x Pedestrian, 2x double swing, 1 x double slide)	472,225	-	-	O.R.Tambo District Municipality	-31.5346417	28.7115517	M. Mduba	CDC
GRAAFF-REINET PRIMARY SCHOOL	New Electrical Infrastructure; 250 metres of new fencing; 82 Bulk Infrastructure; 3 New Teaching Space(s)-Grade Rs; Jungle gym, stormwater; Siteworks; 1 water tank	755,267	1,810,489	3,099,284	Sarah Baartman District Municipality	-32.2842850	24.5637540	M. Mduba	CDC



Object Name	Project Scope (Scope including no.of units)	2023/24	2024/25	2025/26	District Municipality	Latitude	Longitude	Project Leader	Social Partners
GWEBITYALA SENIOR SECONDARY SCHOOL	plus elevated tank; municipal water; 11 toilet seats (flush) 13 New Administration Space(s); New Electricity Infrastructure; 580 metres of new fencing; 0 Bulk Infrastructure; 22 New Toilet(s); 27 New Teaching Space(s); 11 New Water Infrastructure	675,016	9,800,235	10,864,675	Amathole District Municipality	-32.0344333	28.9851750	M. Mduba	CDC
HECTOR PETERSEN HIGH SCHOOL	New Administration Space(s); New Electrical Infrastructure; Furniture; 26 New classrooms; Multipurpose; Library & Computer Room; Science Lab; DNC; 7 Rainwater tanks plus 1 elevated tank; Bulk Infrastructure; Demolitions of inappropriate structures; Decanting structures;	1,480,791	14,943,823	14,322,000	Buffalo City Metropolitan Municipality	-32.9223500	27.4271300	M. Mduba	CDC
HENDRIK KANISE COMBINED SCHOOL	4 New Administration Space(s); 15 Refurbishment of Administration Space(s); New Electricity Infrastructure; 477 metres of new fencing; Furniture; 4042 Bulk Infrastructure; 1	1,567,222	10,154,370	10,538,503	Sarah Baartman District Municipality	-33.3202600	26.0987530	M. Mduba	CDC
HILLSIDE TECHNICAL HIGH SCHOOL	1 Refurbishment of Administration Space(s); 2 Refurbishment of Toilet(s); 40 Refurbishment of Teaching Space(s)	-	-	3,276,492	Nelson Mandela Bay Metropolitan Municipality	-33.8998670	25.5403720	M. Mduba	CDC
HOGO SENIOR SECONDARY SCHOOL	Fencing and Gates (2x Pedestrian, 2x double swing, 1 x double slide)	212,235	-	-	Buffalo City Metropolitan Municipality	-32.8157400	27.1964150	M. Mduba	CDC
IBIKA JUNIOR SECONDARY SCHOOL	Single Grade R Facility, Fittings, Jungle Jim, Sand Pit, Ablutions-4 Toilet Seats-VIP Fencing (133m security+960 perimeter fence); 1 Water tanks+ municipal water, Electricity; Under Cover Play Area etc	1,257,900	96,533	-	Amathole District Municipality	-32.2922320	28.1989170	M. Mduba	CDC
IKHWEZI LOKUSA SENIOR SECONDARY SCHOOL	PSP Services for assessments, design development and documentation for the implementation of infrastructure to conform with MUNSPSI.	499,224	2,845,263	724,187	Chris Hani District Municipality	-31.5673210	27.0016890	M. Mduba	CDC
IMBASA PUBLIC PRIMARY SCHOOL	#REF!	-	-	1,300,514	Nelson Mandela Bay Metropolitan Municipality	-33.7724580	25.5871810	M. Mduba	CDC
IMPUMELELO SENIOR SECONDARY SCHOOL	Fencing and Gates (2x Pedestrian, 2x double swing, 1 x double slide)	150,649	-	-	Joe Gqabi District Municipality	-30.6061080	27.5931210	M. Mduba	CDC



Object Name	Project Scope (Scope including no.of units)	2023/24	2024/25	2025/26	District Municipality	Latitude	Longitude	Project Leader	Social Partners
J A NCACA PUBLIC PRIMARY SCHOOL	7 New Administration Space(s); New Fencing; Furniture; 0 Bulk Infrastructure; 21 New Toilet(s); 6 New Teaching Space(s); 4 New Water Infrastructure	3,942,930	4,879,232	2,379,647	Chris Hani District Municipality	-32.1843210	25.64066500	M. Mduba	CDC
J F MATI SENIOR SECONDARY SCHOOL	Refurbishment	7,383	-	-	Buffalo City Metropolitan Municipality	-32.9275000	27.7321000	M. Mduba	CDC
JAMES JOLOBE SECONDARY SCHOOL	Fencing and Gates (2x Pedestrian, 1x double swing, 1 x double slide)	434,537	-	-	Nelson Mandela Bay Metropolitan Municipality	-33.8065100	25.5974217	M. Mduba	CDC
JAMES NDULULA PRIMARY SCHOOL	25 New Administration Space(s); New Communication Infrastructure; New Electricity Infrastructure; New Fencing; Furniture; 2 New Sanitation Infrastructure; 0 Bulk Infrastructure; 38 New Toilet(s); 35 New Teaching Space(s); 10 New Water Infrastructure	232,455	-	-	Nelson Mandela Bay Metropolitan Municipality	-33.7353767	25.3904033	M. Mduba	CDC
JARVIS GQAMLANA PUBLIC PRIMARY SCHOOL	#REF!	-	-	1,477,515	Nelson Mandela Bay Metropolitan Municipality	-33.9034260	25.6029750	M. Mduba	CDC
JIKINDABA SENIOR SECONDARY SCHOOL	Fencing and Gates (2x Pedestrian, 2x double swing, 1 x double slide)	118,186	-	-	O.R.Tambo District Municipality	-31.1982050	29.7156880	M. Mduba	CDC
JOHN WALTON SECONDARY SCHOOL	#REF!	-	-	978,245	Nelson Mandela Bay Metropolitan Municipality	-33.7353467	25.3795017	M. Mduba	CDC
JONGINTABA SENIOR SECONDARY SCHOOL	Fencing and Gates (2x Pedestrian, 2x double swing, 1 x double slide)	146,736	-	-	O.R.Tambo District Municipality	-31.7342917	28.4691867	M. Mduba	CDC
JONGULWANDLE JUNIOR SECONDARY SCHOOL	New Electricity Infrastructure; New Fencing; Furniture; 0 Bulk Infrastructure; 4 New Toilet(s); 1 New Teaching Space(s); 1 New Water Infrastructure	723,970	3,282,777	473,144	Amathole District Municipality	-32.0649283	28.7979950	M. Mduba	CDC
K K NCWANA PUBLIC SCHOOL	#REF!	-	-	1,371,908	Nelson Mandela Bay Metropolitan Municipality	-32.917805	41.3898330	M. Mduba	CDC
KAMDEBO PRIMARY SCHOOL	#REF!	896,132	11,444,856	11,249,562	Sarah Baartman District Municipality	-32.4844650	24.0620080	M. Mduba	CDC



Object Name	Project Scope (Scope including no.of units)	2023/24	2024/25	2025/26	District Municipality	Latitude	Longitude	Project Leader	Social Partners
KENTANI JUNIOR SECONDARY SCHOOL	Single Grade R Facility, 4 Toilet Seats -VIP, Fittings, Jungle Jim, Sand Pit, Fencing (131m security+712 perimeter fence); 2 Water tanks+ municipal water, Electricity; Under Cover Play Area etc	2,488,954	-	-	Amathole District Municipality	-32.5155120	28.3381700	M. Mduba	CDC
KHALATSU SENIOR PRIMARY SCHOOL	7 New Toilet(s); 1 New Water Infrastructure	331,395	1,751,501	1,174,989	Joe Gqabi District Municipality	-30.6908417	28.4470483	M. Mduba	CDC
KHULILE PRIMARY SCHOOL	1 Refurbishment of Teaching Space(s)	-	663,562	180,088	Nelson Mandela Bay Metropolitan Municipality	-33.8116817	25.5848433	M. Mduba	CDC
KRAZUKILE HIGH SCHOOL	1 New Administration Space(s); New Electricity Infrastructure; New Fencing=931m security; Furniture; 14 Toilet seats -VIP; 0 Bulk Infrastructure; 14 New Toilet(s)-VIP; 9 New Teaching Space(s); 16 Water tanks& Stands; Decanting-8 temporary classrooms, toilets, admin, kitchen; New DNC, New Library & Computer lab; New Multipurpose; New Science Lab; Demolition of inappropriate structures; Platforms; Earth Works/External Works;	20,053,126	2,406,975	-	Amathole District Municipality	-32.4168950	28.3812450	M. Mduba	CDC
KROONVALE PRIMARY SCHOOL	New Electrical Infrastructure; 208 metres of new fencing; 4 Bulk Infrastructure; 3 New Teaching Space(s)-grade r's; 11 toilet seats(flush);furniture; 3 water tanks;	918,669	3,936,164	1,533,773	Sarah Baartman District Municipality	-32.2567260	24.5565860	M. Mduba	CDC
KROONVALE PRIMARY SCHOOL	Remove existing fence and install Clearview fence	-	3,979,270	1,255,550	Sarah Baartman District Municipality	-32.2567260	24.5565860	M. Mduba	CDC
KwaMAGXAKI SECONDARY SCHOOL	#REF!	-	-	1,170,840	Nelson Mandela Bay Metropolitan Municipality	-33.8474080	25.5419440	M. Mduba	CDC
LAMPLOUGH SENIOR SECONDARY SCHOOL	PSP Services for assessments of school to determine the requirements to conform structures including water & sanitation facilities and classrooms	592,746	10,289,256	11,436,752	Amathole District Municipality	-32.3428960	28.1288280	M. Mduba	CDC
LOUTERWATER JUNIOR SECONDARY SCHOOL	6 New Administration Space(s); New Communication Infrastructure; 2 New Electrical Infrastructure; New Fencing; Furniture; 0 Bulk Infrastructure; 11	238,368	-	-	Sarah Baartman District Municipality	-33.7920020	23.6321420	M. Mduba	CDC



Object Name	Project Scope (Scope including no.of units)	2023/24	2024/25	2025/26	District Municipality	Latitude	Longitude	Project Leader	Social Partners
LOVEMORE PARK PRIMARY SCHOOL	New Toilet(s); 3 New Teaching Space(s); 6 New Water Infrastructure #REF!	-	-	914,925	Nelson Mandela Bay Metropolitan Municipality	-34.0141170	25.5197110	M. Mduba	CDC
LOYISO SENIOR SECONDARY SCHOOL	#REF!	-	-	2,910,681	Nelson Mandela Bay Metropolitan Municipality	-33.8708620	25.5639120	M. Mduba	CDC
LUQQWENI JUNIOR SECONDARY SCHOOL	Fencing and Gates (2x Pedestrian, 2x double swing, 1 x double slide) #REF!	141,900	-	-	O.R.Tambo District Municipality	-31.44413300	29.5334740	M. Mduba	CDC
LUYTEVILLE PRIMARY SCHOOL	#REF!	-	-	4,407,953	Amathole District Municipality	-32.8217867	27.3551933	M. Mduba	CDC
LUZIE DRIFT JUNIOR SECONDARY SCHOOL - Hostel	Provision of Boarding Facility	508,221	-	-	Joe Gqabi District Municipality	-30.7725680	28.5174720	M. Mduba	CDC
MABELE JUNIOR SECONDARY SCHOOL	15 New Toilet(s); 1 New Water Infrastructure	331,395	1,751,501	1,174,989	Joe Gqabi District Municipality	-30.6055560	27.7433960	M. Mduba	CDC
MAHEMENG JUNIOR SECONDARY SCHOOL	15 New Toilet(s); 1 New Water Infrastructure	-	2,065,000	560,082	Joe Gqabi District Municipality	-30.6441650	28.4583767	M. Mduba	CDC
MAIN JUNIOR SECONDARY SCHOOL	Fencing and Gates (2x Pedestrian, 2x double swing, 1 x double slide)	204,658	-	-	Chris Hanu District Municipality	-31.8753530	27.9584890	M. Mduba	CDC
MANDILENI PRIMARY SCHOOL	Fencing and Gates (2x Pedestrian, 2x double swing, 1 x double slide)	145,056	-	-	Alfred Nzo District Municipality	-30.7254567	28.8013883	M. Mduba	CDC
MAPASA JUNIOR SECONDARY SCHOOL	12 New Administration Space(s); New Electricity Infrastructure; 735 metres of new fencing; Furniture; 0 Bulk Infrastructure; 26 New Toilet(s); 14 New Teaching Space(s); 5 New Water Infrastructure	578,300	6,167,014	6,395,409	Amathole District Municipality	-32.4137200	28.2341330	M. Mduba	CDC
MASAKHANE PUBLIC SCHOOL	#REF!	-	-	1,202,985	Nelson Mandela Bay Metropolitan Municipality	-33.8742590	25.5772200	M. Mduba	CDC
MASAKHE PRIMARY SCHOOL	10 New Toilet(s); 4 New Teaching Space(s); Fencing	540,000	4,030,362	1,907,003	Buffalo City Metropolitan Municipality	-33.0074350	27.8796400	M. Mduba	CDC
MASIBONISANE SENIOR SECONDARY SCHOOL	Fencing and Gates (2x Pedestrian, 2x double swing, 1 x double slide)	207,857	-	-	Amathole District Municipality	-33.0373750	27.2488400	M. Mduba	CDC



Object Name	Project Scope (Scope including no.of units)	2023/24	2024/25	2025/26	District Municipality	Latitude	Longitude	Project Leader	Social Partners
MASIHLANGANE SECONDARY SCHOOL	Fencing and Gates (2x Pedestrian, 2x double swing, 1 x double slide)	226,033	-	-	Amathole District Municipality	-32.7422470	27.4936780	M. Mduba	CDC
MASIPHATHISANE SECONDARY SCHOOL	Refurbishment of Administration Space(s); Refurbishment of Fencing	-	1,633,794	1,000,000	Nelson Mandela Bay Metropolitan Municipality	-33.7964133	25.6029250	M. Mduba	CDC
MATSHANENG JUNIOR PRIMARY SCHOOL	13 New Toilet(s); 1 New Water Infrastructure	-	2,045,917	2,316,531	Joe Gqabi District Municipality	-30.6511983	28.2761500	M. Mduba	CDC
MAVATA JUNIOR SECONDARY SCHOOL	Fencing and Gates (2x Pedestrian, 2x double swing, 1 x double slide)	149,320	-	-	Amathole District Municipality	-32.2095370	28.2821830	M. Mduba	CDC
MBONGWENI SENIOR SECONDARY SCHOOL	Fencing and Gates (2x Pedestrian, 2x double swing, 1 x double slide)	100,126	-	-	O.R.Tambo District Municipality	-31.2683330	29.1157180	M. Mduba	CDC
MDATYA SECONDARY SCHOOL	Fencing and Gates (2x Pedestrian, 2x double swing, 1 x double slide)	190,841	-	-	Alfred Nzo District Municipality	-31.1100390	30.0977200	M. Mduba	CDC
MELANI PRIMARY SCHOOL	7 New Administration Space(s); 18 Refurbishment of Administration Space(s); 1 Bulk Infrastructure; 14 Demolition of Toilet(s); 7 New Toilet(s); 2 New Teaching Space(s); 4 Refurbishment of Teaching Space(s); 5 New Water Infrastructure	8,744,050	1,643,057	1,083,980	Amathole District Municipality	-32.7261470	26.8660050	M. Mduba	CDC
MFIKI PRIMARY SCHOOL	1 Demolition of Administration Space(s); 29 New Administration Space(s); 2 Refurbishment of Administration Space(s); New Electrical Infrastructure; 547 metres of new fencing; 3 Bulk Infrastructure; 1 Demolition of Toilet(s); 15 New Toilet(s); 2cTS; 7 New Teaching Space(s)	150,000	-	-	Amathole District Municipality	-32.8024510	26.9621950	M. Mduba	CDC
MGEZWA SENIOR SECONDARY SCHOOL	Fencing and Gates (2x Pedestrian, 2x double swing, 1 x double slide)	102,211	-	-	O.R.Tambo District Municipality	-31.3451380	29.6729990	M. Mduba	CDC
MGOBOZI SENIOR PRIMARY SCHOOL	Single Grade R Facility, Fittings, Jungle Jim, Sand Pit, Under Cover Play Area etc	538,989	1,990,115	459,792	Amathole District Municipality	-32.4970783	28.3373617	M. Mduba	CDC
MICHAUSDAL PRIMARY SCHOOL	15 New Administration Space(s); New Communication Infrastructure; 695 metres of new fencing; Furniture; 31 Maintenance & Repairs; 4hOA; 0 Bulk Infrastructure; 2 Demolition of Toilet(s); 34 New Toilet(s); 47	767,821	12,543,237	15,489,007	Chris Hani District Municipality	-32.1751483	25.6371483	M. Mduba	CDC



Object Name	Project Scope (Scope including no.of units)	2023/24	2024/25	2025/26	District Municipality	Latitude	Longitude	Project Leader	Social Partners
MLAKALAKA PRIMARY SCHOOL	classrooms including Grade r;24 Water tanks; #REF!	-	-	4,165,362	Buffalo City Metropolitan Municipality	-32.9399140	27.4392940	M. Mduba	CDC
MNGAZANA JUNIOR SECONDARY SCHOOL	New Electricity Infrastructure; New Fencing; Furniture; 0 Bulk Infrastructure; 6 New Toilet(s); 2 New Teaching Space(s); 0 New Water Infrastructure	693,211	1,888,494	2,961,134	Amathole District Municipality	-32.0895000	28.7994000	M. Mduba	CDC
MNUKWA SENIOR SECONDARY SCHOOL	Fencing and Gates (2x Pedestrian, 2x double swing, 1 x double slide)	115,122	-	-	Alfred Nzo District Municipality	-30.1723070	28.9782040	M. Mduba	CDC
MOSA SIBI SENIOR SECONDARY SCHOOL	Fencing and Gates (2x Pedestrian, 2x double swing, 1 x double slide)	133,638	-	-	Alfred Nzo District Municipality	-30.2139060	28.8439550	M. Mduba	CDC
MOTHERWELL HIGH SCHOOL	7 New Administration Space(s); 7 Refurbishment of Administration Space(s); 10 New Teaching Space(s); 38 Refurbishment of Teaching Space(s)	400,000	-	-	Nelson Mandela Bay Metropolitan Municipality	-33.8150670	25.5747690	M. Mduba	CDC
MPONDOMBINI SECONDARY SCHOOL	Fencing and Gates (2x Pedestrian, 2x double swing, 1 x double slide)	146,033	-	-	Alfred Nzo District Municipality	-30.8566700	29.9871067	M. Mduba	CDC
MPOZOLO SENIOR SECONDARY SCHOOL	11 New Administration Space(s); New Electricity Infrastructure; 726 metres of new fencing; Furniture; 1 New Sanitation Infrastructure; 0 Bulk Infrastructure; 8 New Toilet(s); 13 New Teaching Space(s); 9 New Water Infrastructure	19,414,578	4,499,576	-	Amathole District Municipality	-32.1818830	28.7789170	M. Mduba	CDC
MPUTEKANE PRIMARY SCHOOL	Fencing and Gates (2x Pedestrian, 2x double swing, 1 x double slide)	101,015	-	-	Alfred Nzo District Municipality	-30.4682317	28.7201133	M. Mduba	CDC
MQAMBELI JUNIOR SECONDARY SCHOOL	Single Grade R Facility, Fittings, Jungle Jim, Sand Pit, Ablutions-4 Toilet Seats-VIP;Fencing security=236m;1 Water tanks, Electricity; Under Cover Play Area etc	824,893	-	-	Amathole District Municipality	-32.4229090	28.1099830	M. Mduba	CDC
MQIKELA SENIOR SECONDARY SCHOOL	Fencing and Gates (2x Pedestrian, 2x double swing, 1 x double slide)	150,924	-	-	O.R.Tambo District Municipality	-31.3758000	29.5956350	M. Mduba	CDC
MTEBELE SENIOR SECONDARY SCHOOL	7 New classrooms; 5 classrooms to be renovated; 16 Toilet seats including disabled; New Administration; Science & Multipurpose; Library & Computer Lab; Dinining & Nutrition Centre; Gate house; 2 HoD; External Works;	545,678	8,417,556	9,950,634	Amathole District Municipality	-32.1998890	28.1185040	M. Mduba	CDC



Object Name	Project Scope (Scope including no.of units)	2023/24	2024/25	2025/26	District Municipality	Latitude	Longitude	Project Leader	Social Partners
MTHONJENI SENIOR PRIMARY SCHOOL	Security Fencing= 767m; Refuse & Recycle; Demolitions inappropriate existing structures. 3 Refurbishment of Administration Space(s); 2 Refurbishment of Toilet(s); 21 Refurbishment of Teaching Space(s)	-	2,453,382	-	Nelson Mandela Bay Metropolitan Municipality	-33.8033020	25.3875490	M. Mduba	CDC
MTYOBO PUBLIC PRIMARY SCHOOL	Fencing and Gates (2x Pedestrian, 2x double swing, 1 x double slide)	125,810	-	-	Sarah Baartman District Municipality	-33.5771417	26.8880033	M. Mduba	CDC
MZIMVUBU SECONDARY SCHOOL	Fencing and Gates (2x Pedestrian, 2x double swing, 1 x double slide)	124,017	-	-	O.R.Tambo District Municipality	-31.6050317	28.8032317	M. Mduba	CDC
MZINGISI JUNIOR PRIMARY SCHOOL	23 New Toilet(s); 15 New Teaching Space(s); 5 New Administration Space(s); 1 New Sanitation Infrastructure.	569,875	7,451,433	8,707,964	Buffalo City Metropolitan Municipality	-32.9408020	27.7679600	M. Mduba	CDC
N V CEWU PUBLIC PRIMARY SCHOOL	New Electricity Infrastructure; 50 metres of new fencing; 565 Bulk Infrastructure; 11 New Toilet(s); 3 New Teaching Space(s); 2 New Water Infrastructure	2,307,667	-	-	Sarah Baartman District Municipality	-33.2886440	26.5593310	M. Mduba	CDC
NATHANIEL PAMLA HIGH SCHOOL	27 New Teaching Space(s); 8 New Toilet(s); 17 New Administration Space(s); 1 New Sanitation Infrastructure; 34 Bulk Infrastructure; ; 0 New Water Infrastructure	792,376	8,618,764	9,213,792	Amathole District Municipality	-33.1997690	27.1398780	M. Mduba	CDC
NCORA FLATS JUNIOR PRIMARY SCHOOL	Fencing and Gates (2x Pedestrian, 2x double swing, 1 x double slide)	241,028	-	-	Chris Hani District Municipality	-31.8272940	27.7528550	M. Mduba	CDC
NDAMASE SENIOR SECONDARY SCHOOL	21 New Administration Space(s); New Electricity Infrastructure; New Fencing; Furniture; -3 Bulk Infrastructure; 13 New Toilet(s); 45 New Teaching Space(s); 0 New Water Infrastructure	1,048,403	12,490,869	10,689,262	O.R.Tambo District Municipality	-31.6409150	28.8663600	M. Mduba	CDC
NGUBESIZWE SENIOR SECONDARY SCHOOL	Fencing and Gates (2x Pedestrian, 2x double swing, 1 x double slide)	183,341	-	-	Chris Hani District Municipality	-31.7914580	27.9124010	M. Mduba	CDC
NKULULEKO PUBLIC SECONDARY SCHOOL	12 New Administration Space(s); New Communication Infrastructure; New Electricity Infrastructure; 210560 metres of new fencing; Furniture; 0 New Sanitation Infrastructure; 0 Bulk Infrastructure; 27 New Toilet(s); 29 New Teaching Space(s)	5,140,914	9,499,790	10,000,000	Nelson Mandela Bay Metropolitan Municipality	-33.8145830	25.3759040	M. Mduba	CDC



Object Name	Project Scope (Scope including no.of units)	2023/24	2024/25	2025/26	District Municipality	Latitude	Longitude	Project Leader	Social Partners
NOBANGILE SENIOR SECONDARY SCHOOL	Fencing and Gates (2x Pedestrian, 2x double swing, 1 x double slide)	162, 140	-	-	Amathole District Municipality	-32.1317670	28.9026770	M. Mduba	CDC
NOBANTU JUNIOR PRIMARY SCHOOL	Fencing and Gates (2x Pedestrian, 2x double swing, 1 x double slide)	962,432	-	-	Buffalo City Metropolitan Municipality	-32.9152920	27.4139200	M. Mduba	CDC
NOMAGQWATHEKANA COMPREHENSIVE TECHNICAL SCHOOL	Fencing and Gates (2x Pedestrian, 2x double swing, 1 x double slide)	135, 164	-	-	Alfred Nzo District Municipality	-30.9684110	29.9830760	M. Mduba	CDC
NOMATHAMSANQA PRIMARY SCHOOL	11 Refurbishment of Administration Space(s); 2 Refurbishment of Toilet(s); 17 Refurbishment of Teaching Space(s)	-	1,311,491	-	Nelson Mandela Bay Metropolitan Municipality	-33.8217210	25.4550610	M. Mduba	CDC
NOMATHEMBA PUBLIC SCHOOL	Fencing and Gates (2x Pedestrian, 2x double swing, 1 x double slide)	150,048	-	-	Amathole District Municipality	-32.5588700	27.4496540	M. Mduba	CDC
NOMPUMELELO HIGH SCHOOL (REPLACED BY JUBISA PRIMARY SCHOOL)	#REF!	233,091	-	-	Amathole District Municipality	-32.9711683	27.3006117	M. Mduba	CDC
NONINZI LUZIPHO PRIMARY SCHOOL	31 New Administration Space(s); New Communication Infrastructure; 7 New Electrical Infrastructure; New Fencing; Furniture; 1 New Sanitation Infrastructure; 0 Bulk Infrastructure; 33 New Toilet(s); 31 New Teaching Space(s);	280, 129	-	-	Nelson Mandela Bay Metropolitan Municipality	-33.8112380	25.3685300	M. Mduba	CDC
NQABA PRIMARY SCHOOL	Fencing and Gates (2x Pedestrian, 2x double swing, 1 x double slide)	353,557	-	-	Amathole District Municipality	-32.7761960	26.6593540	M. Mduba	CDC
NTABENI PRIMARY SCHOOL - Hostel	Provision of Boarding Facility	508,221	-	-	Alfred Nzo District Municipality	-30.0843267	29.0543733	M. Mduba	CDC
NTLEMEZA PRIMARY SCHOOL	24 Refurbishment of Teaching Space(s)	-	414,610	1,000,000	Nelson Mandela Bay Metropolitan Municipality	-33.8027050	25.4021670	M. Mduba	CDC
NTSONKOTHA SENIOR SECONDARY SCHOOL	Fencing and Gates (2x Pedestrian, 2x double swing, 1 x double slide)	291,011	-	-	Buffalo City Metropolitan Municipality	-32.8744383	27.7761600	M. Mduba	CDC
PATRICIA NOAH JUNIOR SECONDARY SCHOOL	Fencing and Gates (2x Pedestrian, 2x double swing, 1 x double slide)	186,796	-	-	Amathole District Municipality	-32.5045330	28.3114910	M. Mduba	CDC
PEFFERVILLE PRIMARY SCHOOL	25 New Toilet(s); 1 Double Grade R	994,233	-	-	Buffalo City Metropolitan Municipality	-33.0081000	27.8838000	M. Mduba	CDC



Object Name	Project Scope (Scope including no.of units)	2023/24	2024/25	2025/26	District Municipality	Latitude	Longitude	Project Leader	Social Partners
PHAKAMILE PRIMARY SCHOOL	13 Refurbishment of Administration Space(s); 1rOA; 42 Refurbishment of Teaching Space(s)	-	2,783,902	-	Nelson Mandela Bay Metropolitan Municipality	-33.8211980	25.3866500	M. Mduba	CDC
PHAKAMISA HIGH SCHOOL	600 metres of new fencing; Refurbishment of Fencing; 4 Refurbishment of Teaching Space(s)	-	1,697,108	1,500,000	Nelson Mandela Bay Metropolitan Municipality	-33.8580590	25.5623940	M. Mduba	CDC
PHANDULWAZI AGRICULTURAL HIGH SCHOOL	Fencing and Gates (2x Pedestrian, 2x double swing, 1 x double slide)	1,038,712	-	-	Amathole District Municipality	-32.6526960	26.9233020	M. Mduba	CDC
PHAPHAMA SENIOR PRIMARY SCHOOL	7 New Toilet(s); 1 New Water Infrastructure	-	-	2,574,993	Joe Gqabi District Municipality	-30.4882660	28.5331300	M. Mduba	CDC
PHINDUBUYE PRIMARY SCHOOL	#REF!	-	-	1,054,471	Nelson Mandela Bay Metropolitan Municipality	-33.8304430	25.3980300	M. Mduba	CDC
PONTSENG JUNIOR SECONDARY SCHOOL - Hostel	Provision of Boarding Facility	508,221	-	-	Alfred Nzo District Municipality	-30.2469220	28.5807210	M. Mduba	CDC
PORT ALFRED JUNIOR SECONDARY SCHOOL	Fencing and Gates (2x Pedestrian, 2x double swing, 1 x double slide)	122,252	-	-	Sarah Baartman District Municipality	-33.5823467	26.8940767	M. Mduba	CDC
QAKAZANA JUNIOR SECONDARY SCHOOL	9 New Administration Space(s); New Electricity Infrastructure; 446 metres of new fencing; Furniture; 0 Bulk Infrastructure; 16 New Toilet(s); 12 New Teaching Space(s); 7 New Water Infrastructure	362,200	1,042,448	-	Amathole District Municipality	-32.1815110	28.4748710	M. Mduba	CDC
QAQAMBA PUBLIC SCHOOL	Fencing and Gates (2x Pedestrian, 2x double swing, 1 x double slide)	332,542	-	-	Buffalo City Metropolitan Municipality	-33.0175000	27.8574000	M. Mduba	CDC
QHAYIYA PRIMARY SCHOOL	Fencing and Gates (2x Pedestrian, 2x double swing, 1 x double slide)	207,179	-	-	Sarah Baartman District Municipality	-33.4878833	26.8346750	M. Mduba	CDC
RUBUSANA DISTRICT OFFICE	Fencing and Gates (2x Pedestrian, 2x double swing, 1 x double slide)	759,454	-	-	EC WHOLE	-32.917805	41.3898330	M. Mduba	CDC
RUFANE DONKIN PRIMARY SCHOOL	19 New Teaching Space(s); 6 New Water Infrastructure; 10 New Administration Space(s); 128 metres of new fencing; 41 New Toilet(s)	12,978,964	14,108	-	Nelson Mandela Bay Metropolitan Municipality	-33.9150110	25.5466860	M. Mduba	CDC
SAKAKUDE JUNIOR SECONDARY SCHOOL	13 New Toilet(s); 1 New Water Infrastructure	-	-	3,729,660	Joe Gqabi District Municipality	-30.6064010	27.5957500	M. Mduba	CDC



Object Name	Project Scope (Scope including no.of units)	2023/24	2024/25	2025/26	District Municipality	Latitude	Longitude	Project Leader	Social Partners
SAMUEL NONGOGO PRIMARY SCHOOL	1 Refurbishment of Teaching Space(s)	-	708,148	202,349	Nelson Mandela Bay Metropolitan Municipality	-33.8962810	25.5990390	M. Mduba	CDC
SAMUEL NTLLEBI PRIMARY SCHOOL	New Electricity Infrastructure; 72 metres of new fencing; 606 Bulk Infrastructure; 11 New Toilet(s); 3 New Teaching Space(s); 4 New Water Infrastructure	3,755,219	-	-	Sarah Baartman District Municipality	-33.2898960	26.5558750	M. Mduba	CDC
SANDY MAJEKE SENIOR SECONDARY SCHOOL	Fencing and Gates (2x Pedestrian, 2x double swing, 1 x double slide)	113,729	-	-	O.R.Tambo District Municipality	-31.0759180	28.8157810	M. Mduba	CDC
SEYISI PRIMARY SCHOOL	#REF!	-	-	2,553,066	Nelson Mandela Bay Metropolitan Municipality	-33.8861450	25.6003050	M. Mduba	CDC
SIMPHWE KHETHWA SECONDARY SCHOOL	Fencing and Gates (2x Pedestrian, 2x double swing, 1 x double slide)	224,200	-	-	Joe Gqabi District Municipality	-30.7778600	25.8031467	M. Mduba	CDC
SIMZAMILE SENIOR SECONDARY SCHOOL	13 New Teaching Space(s); 13 New Toilet(s); 12 New Administration Space(s); Furniture; 4 Maintenance & Repairs; 4 New Water Infrastructure	450,000	5,237,746	10,455,607	Buffalo City Metropolitan Municipality	-32.9214430	27.4966810	M. Mduba	CDC
SINTHEMBA PUBLIC SCHOOL	Fencing and Gates (2x Pedestrian, 2x double swing, 1 x double slide)	-	476,207	-	Amathole District Municipality	-32.5577000	27.4472000	M. Mduba	CDC
SITOA SENIOR SECONDARY SCHOOL	15 New Administration Space(s); New Electricity Infrastructure; 650 metres of new fencing; 0 New Sanitation Infrastructure; 0 Bulk Infrastructure; 17 New Toilet(s); 14 New Teaching Space(s); 10 Refurbishment of Teaching Space(s); 0 New Water Infrastructure	27,671,638	6,857,766	6,016,346	Chris Hani District Municipality	-31.5952810	28.1905600	M. Mduba	CDC
SIYAPHAKAMA SENIOR SECONDARY SCHOOL	Fencing and Gates (2x Pedestrian, 2x double swing, 1 x double slide)	147,121	-	-	Chris Hani District Municipality	-31.5559550	26.5681867	M. Mduba	CDC
SOPHATISANA SECONDARY SCHOOL	25 New Teaching Space(s); 20 New Toilet(s); 5 New Administration Space(s); Furniture; 11 New Sanitation Infrastructure; 28 Bulk Infrastructure; Space(s); 0 New Water Infrastructure	2,812,004	-	-	Buffalo City Metropolitan Municipality	-32.9712400	27.8102300	M. Mduba	CDC
ST CHARLES SOJOLA HIGH SCHOOL	Fencing and Gates (2x Pedestrian, 2x double swing, 1 x double slide)	273,950	-	-	Amathole District Municipality	-33.2871840	27.4607920	M. Mduba	CDC



Object Name	Project Scope (Scope including no.of units)	2023/24	2024/25	2025/26	District Municipality	Latitude	Longitude	Project Leader	Social Partners
STEPHEN NKOMO SENIOR PRIMARY SCHOOL	1 Refurbishment of Teaching Space(s)	-	-	2,370,381	Nelson Mandela Bay Metropolitan Municipality	-33.7973130	25.3969140	M. Mduba	CDC
STRELITZIA PRIMARY SCHOOL	Rehabilitation	-	-	2,646,678	Nelson Mandela Bay Metropolitan Municipality	-33.8609900	25.4943270	M. Mduba	CDC
SWARTKOPS PRIMARY SCHOOL	#REF!	-	-	1,907,414	Nelson Mandela Bay Metropolitan Municipality	-33.8654470	25.6020760	M. Mduba	CDC
THORNVALE JUNIOR PRIMARY SCHOOL	#REF!	-	10,493,823	10,838,325	Chris Hani District Municipality	-31.9740050	26.6053280	M. Mduba	CDC
TINANA JUNIOR SECONDARY SCHOOL - Hostel	Provision of Boarding Facility	508,221	-	-	Joe Gqabi District Municipality	-30.5513710	28.4343870	M. Mduba	CDC
TONGANI JUNIOR SECONDARY SCHOOL	10 New Administration Space(s); New Electricity Infrastructure; 600 metres of new fencing; Furniture; 0 Bulk Infrastructure; 21 New Toilet(s); 12 New Teaching Space(s); 11 New Water Infrastructure	23,859,358	1,160,844	-	Amathole District Municipality	-32.1503683	28.9442550	M. Mduba	CDC
TYALI HIGH SCHOOL	1 New Administration Space(s); New Electricity Infrastructure; New Fencing=1947m; Furniture; 24 Water tanks& stands + Elevated 10KL; Decanting -(13 classrooms temporary & relocatable plus 15 temporary ablutions); 0 Bulk Infrastructure; 20 No. of Seats New Toilet(s)-VIP; 14 New Teaching Space(s); Renovate 13 classrooms; New Science Lab, New Multipurpose; New Library & Computer Lab; New Kitchen & Dining Hall; Renovate existing Ablutions; Demolition of inappropriate structures; platforms; ramps; walkways; New Guard House; & other Earthworks/External Works.	22,332,550	6,307,805	-	Amathole District Municipality	-32.5795170	28.3178990	M. Mduba	CDC
TYUTYU PRIMARY SCHOOL	7 New Teaching Space(s); 20 New Administration Space(s); 1 New Sanitation Infrastructure; 19 Bulk Infrastructure; 29 New Toilet(s); 0 New Water Infrastructure	-	6,961,988	13,258,090	Buffalo City Metropolitan Municipality	-32.8536270	27.4496380	M. Mduba	CDC



Object Name	Project Scope (Scope including no.of units)	2023/24	2024/25	2025/26	District Municipality	Latitude	Longitude	Project Leader	Social Partners
UPPER CORANA PRIMARY SCHOOL	Fencing and Gates (2x Pedestrian, 2x double swing, 1 x double slide)	75,058	-	-	O.R.Tambo District Municipality	-31.5466310	28.9124760	M. Mduba	CDC
VALELO JUNIOR SECONDARY SCHOOL	#REF!	-	5,519,049	7,815,300	Chris Hani District Municipality	-31.7371690	27.3882720	M. Mduba	CDC
VUKILE TSHWETE SECONDARY SCHOOL	7 New Administration Space(s); New Electricity Infrastructure; 206 metres of new fencing; Furniture; 1 New Sanitation Infrastructure; 2105 Bulk Infrastructure; 14 New Toilet(s); 13 New Teaching Space(s);	2,262,520	1,200,000	800,000	Amathole District Municipality	-32.6801430	27.1609710	M. Mduba	CDC
VULAMAZIBUKO HIGH SCHOOL	Fencing and Gates (2x Pedestrian, 2x double swing, 1 x double slide)	348,766	-	-	Buffalo City Metropolitan Municipality	-32.9399080	27.7471650	M. Mduba	CDC
WILLOWMORE SECONDARY SCHOOL	Fencing and Gates (2x Pedestrian, 2x double swing, 1 x double slide)	423,700	-	-	Sarah Baartman District Municipality	-33.2858980	23.4920480	M. Mduba	CDC
WINTERBERG PRIMARY SCHOOL	1 Refurbishment of Teaching Space(s)	-	1,816,978	-	Nelson Mandela Bay Metropolitan Municipality	-33.7701430	25.3948970	M. Mduba	CDC
XHENTSE SENIOR SECONDARY SCHOOL	Fencing and Gates (2x Pedestrian, 2x double swing, 1 x double slide)	129,160	-	-	O.R.Tambo District Municipality	-31.4945150	29.1170740	M. Mduba	CDC
ZANEWONGA SENIOR SECONDARY SCHOOL	Admin, Electricity, Fencing=700m, Site Works, Toilet seats=13, Rain Water tanks= 10, renovations= 7 classrooms, 14 new classrooms and Teaching Space+ Decanting	784,670	7,448,700	8,839,189	Amathole District Municipality	-32.4481750	28.5393600	M. Mduba	CDC
ZANOKHANYO JUNIOR SECONDARY SCHOOL	Single Grade R Facility, platforms; Fittings, Jungle Jim, Sand Pit, Ablutions=4 Toilet Seats VIP;Fencing security=87m;2 Water tanks+ municipal water, Electricity; Under Cover Play Area etc	1,188,738	58,398	-	Amathole District Municipality	-32.3093733	28.1758750	M. Mduba	CDC
ZANOXOLO PUBLIC SCHOOL	1 Refurbishment of Teaching Space(s)	-	4,271,941	1,842,567	Nelson Mandela Bay Metropolitan Municipality	-33.7980320	25.6041820	M. Mduba	CDC
ZIBI MEYER PRIMARY SCHOOL - Hostel	Provision of Boarding Facility	508,221	-	-	Alfred Nzo District Municipality	-30.6225010	28.5771720	M. Mduba	CDC
ZIBI MEYER SENIOR SECONDARY SCHOOL	Fencing and Gates (2x Pedestrian, 2x double swing, 1 x double slide)	83,123	-	-	Alfred Nzo District Municipality	-30.6184700	28.5766683	M. Mduba	CDC



Object Name	Project Scope (Scope including no.of units)	2023/24	2024/25	2025/26	District Municipality	Latitude	Longitude	Project Leader	Social Partners
ZWELIVUMILE SENIOR SECONDARY SCHOOL	Fencing and Gates (2x Pedestrian, 2x double swing, 1 x double slide)	143,092	-	-	Chris Hani District Municipality	-31.5785300	27.9149067	M. Mduba	CDC
AGENT FEES (DBSA)	Programme Implementation Agent Fees	12,500,000	11,832,500	22,605,147	EC WHOLE	-32.917805	41.3898330	M. Mduba	DBSA
ALICE PRIMARY SCHOOL	Provision of uncovered walkways and disabled ramps as may be required to link all buildings to each other, 2 disabled toilets and carpet tiles to at least one foundation phase classroom.	240,858	-	-	Amathole District Municipality	-32.7858221	26.8355160	M. Mduba	DBSA
AMATOLAVILLE JUNIOR SECONDARY SCHOOL	Provision of 22 x prefab classrooms, with electricity and external works.	100,000	-	-	Amathole District Municipality	-32.5719300	27.4078600	M. Mduba	DBSA
ARTHUR NGUNGA SENIOR SECONDARY SCHOOL	The Works comprise the completion of the construction of 3 classrooms (3) and Renovation of 23 classrooms (23), and the completion of the construction of multipurpose classroom, computer room, science laboratory, administration building, Library, dining and nutrition centre and VIP ablution facilities for pupils and educators including the demolition of existing structures after the construction with the associated earthworks and security fencing, all of which is partially completed.	357,542	857,542	500,000	Alfred Nzo District Municipality	-30.8322367	29.2447100	M. Mduba	DBSA
BELE-ZINGCUKA TECHNICAL SENIOR SECONDARY SCHOOL	The works comprises the construction of a new Library, Computer Room, Nutrition Centre and construction of four (4) new Classrooms, renovation of fourteen (14) existing classrooms, construction of new VIP toilets for pupils and educators, construction of new security perimeter fence and the demolition of existing structures after the construction with the associated earthworks and security fencing, all of which is partially completed	513,857	-	-	O.R.Tambo District Municipality	-31.2876350	28.6527630	M. Mduba	DBSA
CLARKEBURY AGRICULTURAL SCHOOL (Durapi)	Provision of additional classrooms and associated support buildings. Construction of new classrooms and associated support buildings: Classrooms x 19, Computer room, Laboratory, Multi-purpose, Media Center, External Works, Hoarding, Assembly area, Landscaping, Fencing, Covered Walkways, Furniture & Equipment, Classrooms x	-	2,100,000	10,366,591	Chris Hani District Municipality	-31.7885170	28.2870280	M. Mduba	DBSA



Object Name	Project Scope (Scope including no.of units)	2023/24	2024/25	2025/26	District Municipality	Latitude	Longitude	Project Leader	Social Partners
COLANA SENIOR SECONDARY SCHOOL	3 (Additional), New Parking Area, New Guardhouse, New Ablutions -3 (male, female & teachers), New Admin block, New Nutrition Centre Provision of electricity	111,072	-	-	Alfred Nzo District Municipality	-30.6400660	29.0578580	M. Mduba	DBSA
COLLEGE STREET PRIMARY SCHOOL	Provision of uncovered walkways and disabled ramps as may be required to link all buildings to each other, 2 disabled toilets and carpet tiles to at least one foundation phase classroom. New Classrooms x 4 ; New HOD x 3 ; Upgrade of classrooms x 8; New Multipurpose classroom; Upgrade of science lab; New Parking Area; New Guardhouse; New Ablutions -2 (Learners & teachers); Sewerage Solution; Water Supply Solution ; Fencing; Assembly area; Refuse yard; Bulk electricity supply; Storm water; New Admin block; New Computer lab; New Library; New Kitchen; New Dining hall; Landscaping; Sport field; New furniture; Decanting; Hoarding; 2 x HOD.	100,000	-	-	Buffalo City Metropolitan Municipality	-33.0156000	27.9005000	M. Mduba	DBSA
CUNNINGHAM SENIOR SECONDARY SCHOOL	Provision of electricity	-	-	3,003,352	Amathole District Municipality	-32.3773967	27.9734167	M. Mduba	DBSA
DAMANE JUNIOR SECONDARY SCHOOL	Provision of electricity	200,000	-	-	Alfred Nzo District Municipality	-30.5541200	28.6783700	M. Mduba	DBSA
DANGER'S HOEK JUNIOR SECONDARY SCHOOL	Provision of electricity	121,347	-	-	Joe Gqabi District Municipality	-30.6195783	27.7880950	M. Mduba	DBSA
DINZILU HIGH SCHOOL	New Classrooms x 12, Upgrade of classrooms x 3, New Multipurpose classroom , New science lab, New Parking Area, New Guardhouse New Ablutions -2 (Learners & teachers), Sewerage Solution, Water Supply Solution , Fencing, Assembly area, Refuse yard Bulk electricity supply , Storm water, Upgrade of admin block, New Computer lab, New library, New Kitchen, New Dining hall, Landscaping, New furniture, Decanting , Hoarding, New HOD x 1	-	-	2,983,855	Amathole District Municipality	-32.1623390	28.3872220	M. Mduba	DBSA



Object Name	Project Scope (Scope including no.of units)	2023/24	2024/25	2025/26	District Municipality	Latitude	Longitude	Project Leader	Social Partners
ENKWENKWEZINI SECONDARY SCHOOL	Provision of 1,8 metre high security fencing	200,000	-	-	Amathole District Municipality	-32.7784991	26.8898295	M. Mduba	DBSA
ENOCH MAMBA SENIOR SECONDARY & TECH INSTITUTION	Provision of standard classrooms and sufficient water and sanitation to accommodate the new learners. Provision of uncovered walkways and disabled ramps as may be required to link all buildings to each other, 2 disabled toilets and carpet tiles to at least one foundation phase classroom.	1,724,214	24,551,774	27,491,653	Amathole District Municipality	-31.8716580	28.3316760	M. Mduba	DBSA
ESILINDINI JUNIOR SECONDARY SCHOOL	Renovation of 3x classrooms	112,290	-	-	Joe Gqabi District Municipality	-30.5407390	27.3268610	M. Mduba	DBSA
FORBES GRANT SENIOR SECONDARY SCHOOL	Construction of a hostel for 120 boys which will include the following amongst others: Dining Hall (375m ²), Staff Quarters (54m ²), Boys hostel (for 120 boys), Boys Ablutions (66m ²), Fencing, Water Tanks,	100,000	-	-	Buffalo City Metropolitan Municipality	-32.8938085	27.3830812	M. Mduba	DBSA
FREEMANTLE AGRICULTURAL SCHOOL	Provision of electricity	-	-	3,351,502	Chris Hani District Municipality	-31.7089380	27.1889520	M. Mduba	DBSA
GAVIN JUNIOR SECONDARY SCHOOL	PSP Services for Project to be closed out	131,155	9,207,269	-	O.R.Tambo District Municipality	-31.8057990	29.0788380	M. Mduba	DBSA
GOBINAMBA SENIOR SECONDARY SCHOOL	New Classrooms x 7, Upgrade of classrooms x 5, New Multipurpose classroom, New science lab, New Parking Area, New Guardhouse New Ablutions -2 (Learners & teachers), Sewerage Solution, Water Supply Solution, Fencing, Assembly area, Refuse yard, Bulk electricity supply, Storm water, New Admin block, New Computer lab, New library, New Kitchen, New Dining hall, Landscaping, Sport field, New furniture, Decanting, Hoarding, New HOD x 2	8,596,773	-	3,575,104	Chris Hani District Municipality	-32.0582430	27.9020120	M. Mduba	DBSA
GWADANA SENIOR SECONDARY SCHOOL	Provision of electricity	-	-	-	Amathole District Municipality	-32.2154140	28.2923800	M. Mduba	DBSA
GWIBINDLALA SENIOR SECONDARY SCHOOL	Provision of new prefabs, rainwater tanks, electricity, external works	141,089	-	-	Alfred Nzo District Municipality	-30.8645280	29.4487510	M. Mduba	DBSA
HOLY CROSS JUNIOR SECONDARY SCHOOL	Provision of new prefabs, rainwater tanks, electricity, external works	134,975	-	-	O.R.Tambo District Municipality	-31.1524900	29.6781700	M. Mduba	DBSA



Object Name	Project Scope (Scope including no.of units)	2023/24	2024/25	2025/26	District Municipality	Latitude	Longitude	Project Leader	Social Partners
HOLY CROSS JUNIOR SECONDARY SCHOOL	Provision of 15x Prefab classrooms, with electricity and external works.	100,000	-	-	O.R.Tambo District Municipality	-31.1524900	29.6781700	M. Mduba	DBSA
ISILINDINI JUNIOR SECONDARY SCHOOL	Provision of electricity	120,719	-	-	Alfred Nzo District Municipality	-31.0489590	29.2943630	M. Mduba	DBSA
ISOLOMZI SENIOR SECONDARY SCHOOL	New Classrooms x 12, Upgrade of classrooms x 4, New Multipurpose classroom, New science lab, New Parking Area, New Guardhouse, New Ablutions -2 (Learners & teachers), Sewerage Solution, Water Supply Solution, Fencing, Assembly area, Refuse yard, Bulk electricity supply, Storm water, New Admin block, New Computer lab, new library, New Kitchen, New Dining hall, landscaping, Sport field, New furniture, Decanting, Hoarding, New HOD x 2	-	-	3,949,204	Amathole District Municipality	-32.5973440	28.4225630	M. Mduba	DBSA
JOJO SENIOR SECONDARY SCHOOL	Parking, Walkways, Furniture & Equipment, Landscaping, Hoarding, Decanting (temp kitchen and hostels), New Laundry, New hostel support block, New Hostel TV/ Games rooms, New service yard with new entrance	-	3,000,000	5,000,000	Alfred Nzo District Municipality	-30.7398950	29.4247050	M. Mduba	DBSA
JONGINTABA SENIOR SECONDARY SCHOOL	Complete Renovation to burned down admin block including Fencing Upgrade around the buildings and Electrical.	600,000	1,274,565	-	O.R.Tambo District Municipality	-31.7342917	28.4691867	M. Mduba	DBSA
JOSIMARELA SENIOR SECONDARY SCHOOL	Repairsand renovations of existing classrooms. Provision of sanitation and fencing. Provision of new soup kitchens	314,759	-	-	Amathole District Municipality	-32.8963420	27.0105630	M. Mduba	DBSA
JOUBERT LUDIDI SENIOR SECONDARY SCHOOL	Provision of standard classrooms, renovations to existing classrooms, security fencing and sufficient water and sanitation to accommodate the new learners.	3,068,827	-	-	O.R.Tambo District Municipality	-30.9698130	28.7536390	M. Mduba	DBSA
KANTOLO JUNIOR SECONDARY SCHOOL	Provision of new prefabs, rainwater tanks, electricity, external works	300,000	-	-	Alfred Nzo District Municipality	-30.7621450	29.7246550	M. Mduba	DBSA
KHWEZILESIZWE PRIMARY SCHOOL	Repairsand renovations of existing classrooms. Provision of sanitation and fencing. Provision of new soup kitchens	510,663	1,972,905	-	Amathole District Municipality	-32.7465590	26.6499720	M. Mduba	DBSA
KING NDLOVUYEZWE NDAMASE SPECIAL SCHOOL	Renovations to 4 x classroom block, including furniture. Construction of ablutions. Provision of services.	1,218,097	-	-	O.R.Tambo District Municipality	-31.5370000	29.0080000	M. Mduba	DBSA



Object Name	Project Scope (Scope including no.of units)	2023/24	2024/25	2025/26	District Municipality	Latitude	Longitude	Project Leader	Social Partners
KwaMHLONTLO SENIOR SECONDARY SCHOOL	Construction of a new kitchen and offices and external works, including walkways. PSP Services for Project to be closed out	6,719,860	10,698,474	-	Chris Hani District Municipality	-31.7516780	27.3244200	M. Mduba	DBSA
L M MALGAS SENIOR SECONDARY SCHOOL	Provision of standard classrooms, electricity, sufficient water and sanitation, to accommodate the new learners.	-	-	3,145,068	Amathole District Municipality	-32.1223080	28.6170520	M. Mduba	DBSA
LENGENI JUNIOR SECONDARY SCHOOL	Provision of uncovered walkways and disabled ramps as may be required to link all buildings to each other, 2 disabled toilets and carpet tiles to at least one foundation phase classroom.	228,445	-	-	Amathole District Municipality	-32.3655917	28.0322717	M. Mduba	DBSA
LINGOMSO LETHU SPECIAL SCHOOL	Renovations to existing classrooms and accommodation. Provision of back-up generator and 5x prefabricated classrooms. Repairs and refurbishment of existing structures, including external works	6,553,713	-	-	Amathole District Municipality	-32.3259000	28.1780000	M. Mduba	DBSA
LUNDINI JUNIOR PRIMARY SCHOOL	Provision of electricity	170,500	-	-	Alfred Nzo District Municipality	-31.0524200	30.0016440	M. Mduba	DBSA
MAGOBA JUNIOR SECONDARY SCHOOL	Provision of electricity	191,505	-	-	O.R.Tambo District Municipality	-31.5033470	29.5397730	M. Mduba	DBSA
MAKAULA SENIOR SECONDARY SCHOOL - Hostel	Construction of a New 300 boys Hostel complete with Kitchen, Dining Hall, Study/Computer room, Games/Entertainment area, Laundry, Showers, Ablutions, Staff Quarters and ancillary external works (walkways, 2.4m High fencing etc.).	6,264,356	13,506,814	27,506,814	Alfred Nzo District Municipality	-30.8351970	28.9349210	M. Mduba	DBSA
MAMFENENI PRIMARY JUNIOR SCHOOL	Provision of uncovered walkways and disabled ramps as may be required to link all buildings to each other, 2 disabled toilets and carpet tiles to at least one foundation phase classroom.	289,303	-	-	Amathole District Municipality	-32.1678640	28.2789100	M. Mduba	DBSA
MANGUZELA SENIOR SECONDARY SCHOOL	Provision of uncovered walkways and disabled ramps as may be required to link all buildings to each other, 2 disabled toilets and carpet tiles to at least one foundation phase classroom.	147,926	-	-	Alfred Nzo District Municipality	-30.3131600	28.7434967	M. Mduba	DBSA
MANZAMYAMA SENIOR SECONDARY SCHOOL	Provision of standard classrooms, renovations to existing classrooms, security fencing and sufficient water	250,000	-	-	Alfred Nzo District Municipality	-30.9029870	28.8535720	M. Mduba	DBSA



Object Name	Project Scope (Scope including no.of units)	2023/24	2024/25	2025/26	District Municipality	Latitude	Longitude	Project Leader	Social Partners
MANZANA SENIOR SECONDARY SCHOOL	and sanitation to accommodate the new learners. Provide 7 x 60sqm prefabricated classrooms on concrete slab, 1 x HOD Office; New Ablutions for Learners- Female Learner 10 seats, Male Learners 6 seat, 4 urinals Male Educator- 1 seats 1 urinals and Female Educator x2 seats(ALL Ablutions to be confirmed once the number of students from Enduku is confirmed); Disabled Toilet; Drinking Fountains; Stormwater management; rainwater harvesting tanks connected to drinking points, rainwater harvesting to the existing buildings (make good existing gutters etc); make good at all damaged prefabricated existing classrooms ; demolish ALL Existing dilapidated toilets and rehabilitate. New Electrical Connection New Food Garden	1, 143, 403	653,547	-	Chris Hani District Municipality	-31.7353217	28.0104450	M. Mduba	DBSA
MATHUMBU SENIOR SECONDARY SCHOOL	PSP services for documentation pahse New Classrooms x 11, New HOD x 1, New Multipurpose classroom, Upgrading of science lab, staff room and admin block, New Parking Area, New Guardhouse, New Ablutions -2 (Learners & teachers), Sewerage Solution, Water Supply Solution, Fencing, Assembly area Refuse yard, Bulk electricity supply, Storm water, New Admin block , New Computer lab, New Library, New Kitchen, New Dining hall , Landscaping, Sport field, New furniture, Decanting, Hoarding, New HOD x 1	-	-	2,887,728	Amathole District Municipality	-32.3651600	28.5719660	M. Mduba	DBSA
MAZIZINI HIGH SCHOOL	Prefabricated structures for the Bizana District Offices Provision of electricity	1,000,000	-	3,783,408	Amathole District Municipality	-31.9526570	28.2733030	M. Mduba	DBSA
MBIZANA DISTRICT OFFICE	Provision of electricity	114,736	-	-	Alfred Nzo District Municipality	-32.917805	41.3898330	M. Mduba	DBSA
MBONGWENI JUNIOR SECONDARY SCHOOL	Provision of electricity	157,505	-	-	Alfred Nzo District Municipality	-30.7957730	29.4858600	M. Mduba	DBSA
MBUMBAZI PRIMARY SCHOOL	Provision of electricity				Alfred Nzo District Municipality	-30.6831817	29.1952383	M. Mduba	DBSA



Object Name	Project Scope (Scope including no.of units)	2023/24	2024/25	2025/26	District Municipality	Latitude	Longitude	Project Leader	Social Partners
MCEULA SENIOR SECONDARY SCHOOL	provision of 5 new Prefab classrooms - Monies for PSP's	114,808	-	-	Chris Hani District Municipality	-31.5167990	27.5245930	M. Mduba	DBSA
MDELWA JUNIOR SECONDARY SCHOOL	Provision of electricity	141,076	-	-	Alfred Nzo District Municipality	-30.9533550	29.9208360	M. Mduba	DBSA
MDIZENI PRIMARY SCHOOL	Repairs and renovations of existing classrooms. Provision of sanitation and fencing. Provision of new soup kitchens	1,195,135	-	-	Amathole District Municipality	-32.8648630	27.2074980	M. Mduba	DBSA
MGOMANZI SENIOR SECONDARY SCHOOL	New Classrooms x 7, Upgrade of classrooms x 5, New Multipurpose classroom, New science lab, New Parking Area, New Guardhouse, New Ablutions -2 (Learners & teachers), Sewerage Solution, Water Supply Solution, Fencing, assembly area, Refuse yard, Bulk electricity supply. Storm water, New Admin block, New Computer lab, new library, New Kitchen, New Dining hall, Landscaping, Sport field, New furniture, Decanting, Hoarding, New HOD x 2	1,524,214	22,539,635	8,945,660	Amathole District Municipality	-32.2687050	28.0358370	M. Mduba	DBSA
MNGCIBE JUNIOR SECONDARY SCHOOL	Provision of electricity	104,230	-	-	O.R.Tambo District Municipality	-31.9049370	29.2120300	M. Mduba	DBSA
MOKHESENG SENIOR SECONDARY SCHOOL	PSP Services for Project to be closed out	154,375	-	-	Alfred Nzo District Municipality	-30.3391750	28.6133520	M. Mduba	DBSA
MOUNT ARTHUR GIRLS HIGH SCHOOL	Construction of a hostel for Girls which will include the following amongst others: Dining Hall (325m ²), Staff Quarters (54m ²), 3 Girls Hostels (for 216 Girls), Girls Ablutions (66m ²), Fencing, Water Tanks, Parking, Walkways, Furniture & Equipment, Landscaping, Hoarding, Decanting (temp kitchen and hostels), Extension to Nutrition centre, New entrance to existing hostels, New service yard with new entrance, New hostel support block, Hostel TV/ Games rooms	-	-	2,789,734	Chris Hani District Municipality	-31.6876100	27.1534100	M. Mduba	DBSA
MOUNT AYLIFF JUNIOR SECONDARY SCHOOL	Provision of uncovered walkways and disabled ramps as may be required to link all buildings to each other, 2 disabled toilets and carpet tiles to at least one foundation phase classroom.	240,251	-	-	Alfred Nzo District Municipality	-30.8071483	29.3674033	M. Mduba	DBSA



Object Name	Project Scope (Scope including no.of units)	2023/24	2024/25	2025/26	District Municipality	Latitude	Longitude	Project Leader	Social Partners
MOUNT FLETCHER SPECIAL SCHOOL	Renovations to 5 x classrooms, including furniture. Renovations to ablutions. Provision of services. Provision of kitchen equipment. Repairs to offices and provision of fencing.	500,000	-	-	Joe Gqabi District Municipality	-30.6892000	28.5094000	M. Mduba	DBSA
MOUNT HARGREAVES SENIOR SECONDARY SCHOOL	1. Construction of New Admin Block, 2. Construction of New Nutrition Block, 3. Construction of New Ablution Block for Educators and Learners, 4. Reconfigure Existing 1x8 classroom Block with an attached 2 Computer Labs to include 2No. New store rooms, 5. Reconfigure Existing Science Lab, Clerks office, Printing room, Deputy Principal's office, Principal's office, Consumer room, Library and HOD to 1x2 Classroom, HoD, Library, 6. Renovate Existing 1x6 Classroom Block, 7. Renovate existing Technical Workshop, 8. Upgrade existing electricity, 9. Water Harvesting into JOJO Tanks with associated reticulation to Fountains and Standpipe, 10. Drilling and Equipping of Bore hole with associated Elevated Storage Tank 11. Construction of Covered Walkways and Car Park, 12. Construction of existing Perimeter Fence, 13. Construction of Security Gate House 14. Construction of Refuse Recycling Chamber	415,337	-	-	Alfred Nzo District Municipality	-30.4070820	28.7072880	M. Mduba	DBSA
MPAKO JUNIOR SECONDARY SCHOOL	Provision of electricity	175,603	-	-	O.R.Tambo District Municipality	-32.0135470	29.0140290	M. Mduba	DBSA
MQANDULI VILLAGE JUNIOR SECONDARY SCHOOL	Provision of uncovered walkways and disabled ramps as may be required to link all buildings to each other, 2 disabled toilets and carpet tiles to at least one foundation phase classroom. - 4 Prefabricated Classrooms - Electrical supply - Associated External Works	107,732	-	-	O.R.Tambo District Municipality	-31.8183040	28.7580060	M. Mduba	DBSA
MYOLWA PRIMARY SCHOOL	New Classrooms x 3, upgrade of classrooms x 12, New Multipurpose classroom, Upgrade of science lab,	731,887	985,414	-	O.R.Tambo District Municipality	-31.4239183	29.4122883	M. Mduba	DBSA
NCEDISIZWE SENIOR SECONDARY SCHOOL		-	-	3,820,422	Amathole District Municipality	-32.4878030	28.5099410	M. Mduba	DBSA



Object Name	Project Scope (Scope including no.of units)	2023/24	2024/25	2025/26	District Municipality	Latitude	Longitude	Project Leader	Social Partners
NDLOVAYIPHATHWA SENIOR PRIMARY SCHOOL	New Parking Area, New Guardhouse, New Ablutions -2 (Learners & teachers), Sewerage Solution, Water Supply Solution, Fencing, Assembly area, Refuse yard, Bulk electricity supply, Storm water, New Admin block, New Computer lab, New library, New Kitchen, New Dining hall, Landscaping, Sport field, New furniture, Decanting, Hoarding, New HOD x 2 Provision of uncovered walkways and disabled ramps as may be required to link all buildings to each other, 2 disabled toilets and carpet tiles to at least one foundation phase classroom. Renovate Existing Ablutions for temporary use, Provide New Female Learner Ablutions- 6 seats and 4 basins; Male Learners - 2 seats and 4 urinals; Female Educator - 2 Seats and 2 basins; Male Educator - 1 seat; 1 urinal and 1 basin; 1 x Disabled toilet Separate Grade R ablution with 4 Seats, 2 basins and 1 x Disabled, FULL Renovate 5 Classroom Block to Foundation Phase , Renovate 2 x 4 classroom blocks complete, New Nutrition Centre (Prefab) Renovate Admin Block, New Prefabricated Kitchen and Dining/ Container; External Works, Ramps and Walkways , parking ; and stormwater and rain water harvesting, drinking fountain; Electrical upgrade Grade R Fencing and Playground Demolish dilapidated 3 x prefabricated classroom and rehabilitate area to play area; Existing unsafe ablutions to be converted to storage Class c low security fencing at around grade R Play Ground and Playground equipment	315,737	-	-	O.R.Tambo District Municipality	-31.4432467	29.1145283	M. Mduba	DBSA
NOBANTU JUNIOR PRIMARY SCHOOL		1,262,680	5,163,999	-	Buffalo City Metropolitan Municipality	-32.9152920	27.4139200	M. Mduba	DBSA
NOLITA COMPREHENSIVE TECHNICAL HIGH SCHOOL	New Classrooms x 4, New HOD x 3, Upgrade of classrooms x 8, New Multipurpose classroom, Upgrade of science lab, new Parking Area, New Guardhouse, New Ablutions -2	-	-	3,111,377	Amathole District Municipality	-32.3167170	28.2044770	M. Mduba	DBSA



Object Name	Project Scope (Scope including no.of units)	2023/24	2024/25	2025/26	District Municipality	Latitude	Longitude	Project Leader	Social Partners
NOMKOLOKOTO JUNIOR SECONDARY SCHOOL	(Learners & teachers), Sewerage Solution, Water Supply Solution, Fencing, Assembly area Refuse yard, Bulk electricity supply, Storm water, New Admin block , New Computer lab, New Library ,New Kitchen, New Dining hall, Landscaping, Sport field, New furniture, Decanting, Hoarding, 2 x HOD	190,062	-	-	Alfred Nzo District Municipality	-30.6369660	29.1118710	M. Mduba	DBSA
NOMSA FRANS PRIMARY SCHOOL (hostel)	Construction of a New 320 boys Hostel complete with Kitchen, Dining Hall, Study/Computer room, Games/Entertainment area, Laundry, Showers, Ablutions, Staff Quarters and ancillary external works (walkways, 2.4m High fencing etc.). Provision of new school to accommodate 500 learners (approximately 13 classrooms with supporting facilities)	500,000	-	-	Chris Hani District Municipality	-32.917805	41.3898330	M. Mduba	DBSA
NOMVUME JUNIOR PRIMARY SCHOOL	PSP Services for assessments of school to determine the requirements to conform with MUNSPSI	-	-	-	Amathole District Municipality	-32.6787533	26.9422817	M. Mduba	DBSA
NONKQUBELA SENIOR SECONDARY SCHOOL	Provide 6 x Prefab Classrooms including 6 Rainwater tanks including Bulk Earthworks and walkways and ramps. Electrical Upgrade	452,661	1,572,413	-	Chris Hani District Municipality	-31.5521720	27.1861890	M. Mduba	DBSA
NONKQUBELA SENIOR SECONDARY SCHOOL	PSP Services for Project to be closed out	431,204	-	-	Chris Hani District Municipality	-31.5521720	27.1861890	M. Mduba	DBSA
NQABISILE HIGH SCHOOL	New Classrooms x 8, New HOD x 1, New Multipurpose classroom, New science lab, New Parking Area, New Guardhouse, New Ablutions -2 (Learners & teachers), Sewerage Solution, Water Supply Solution, Fencing, Assembly area, Refuse yard, Bulk electricity supply, Storm water, New Admin block , New Computer lab, New Library, New Kitchen, New Dining hall ,Landscaping , Sport field, New furniture ,Decanting ,Hoarding , New HOD x 1	-	-	3,516,180	Amathole District Municipality	-32.0544350	28.4415060	M. Mduba	DBSA



Object Name	Project Scope (Scope including no.of units)	2023/24	2024/25	2025/26	District Municipality	Latitude	Longitude	Project Leader	Social Partners
NTIBANE JUNIOR SECONDARY SCHOOL	Provision of uncovered walkways and disabled ramps as may be required to link all buildings to each other, 2 disabled toilets and carpet tiles to at least one foundation phase classroom.	137,924	-	-	O.R.Tambo District Municipality	-31.2634790	28.7351140	M. Mduba	DBSA
PANGINDLELA JUNIOR SECONDARY SCHOOL	RELOCATION OF EXISTING PREFABS	884,298	-	-	O.R.Tambo District Municipality	-31.8270280	28.7602010	M. Mduba	DBSA
QOKAMA JUNIOR SECONDARY SCHOOL	Provision of 1,8 metre high security fencing	200,000	-	-	O.R.Tambo District Municipality	-31.7548240	29.0873080	M. Mduba	DBSA
QUMBU VILLAGE SENIOR SECONDARY SCHOOL	The Works comprise the completion of the construction of one (1) new Multipurpose with Store, Library, Computer room, Science Lab, Nutrition Centre, Admin Centre, ten (10) new classrooms, renovating twenty one (21) existing classrooms, fencing the school perimeter and construction of new VIP ablution facilities for pupils and educators including the demolition of existing structures after the construction with the associated earthworks.	1,083,582	-	-	O.R.Tambo District Municipality	-31.1670970	28.8698390	M. Mduba	DBSA
RALEBITSO SENIOR SECONDARY SCHOOL	PSP Services for Project to be closed out	323,420	-	-	Alfred Nzo District Municipality	-30.4103100	28.5935983	M. Mduba	DBSA
SISEKO SENIOR SECONDARY SCHOOL	Provision of 1,8 metre high security fencing	200,000	-	-	Amathole District Municipality	-32.8962000	27.0752200	M. Mduba	DBSA
SOPHAKAMA SENIOR SECONDARY SCHOOL	Upgrade of classrooms x 15, Upgrade of multipurpose classroom, Upgrade of science lab, Upgrade of computer lab, Upgrade of Library, Upgrade of domestic lab, New Parking Area, New Guardhouse, New Ablutions -2 (Learners & teachers), Sewerage Solution Water Supply Solution, Fencing, Assembly area, Refuse yard, Bulk electricity supply, Storm water , New Kitchen , New Dining hall , Landscaping , Sport field , New furniture ,Decanting , Hoarding, New HOD x 1, Upgrade of existing tuck shop Upgrade of existing Office	-	-	1,177,019	Amathole District Municipality	-32.2372300	27.8379700	M. Mduba	DBSA



Object Name	Project Scope (Scope including no.of units)	2023/24	2024/25	2025/26	District Municipality	Latitude	Longitude	Project Leader	Social Partners
ST JOHNS COLLEGE	Construction of a hostel for 120 boys which will include the following: Dining Hall, Staff Quarters for Kitchenette, Boys Ablutions & Change Rooms for males, Hoarding, Furniture & Equipment, Laundry Room, 16 Parking Bays, Disabled toilets in existing ablutions, New hostel support block	-	-	3,676,512	O.R.Tambo District Municipality	-31.5831733	28.7958250	M. Mduba	DBSA
ST MATTHEWS HIGH SCHOOL	To build new boys hostel and sanitation	-	-	3,757,489	Amathole District Municipality	-32.6492450	27.1822230	M. Mduba	DBSA
STERKSPRUIT SENIOR SECONDARY SCHOOL	Construction of new 1,8m security fence. Construction of new 15kW SOLAR panel system including invertors and batteries. Renovation of existing building. Installation of energy saving lights with motion sensors	-	-	3,589,134	Joe Gqabi District Municipality	-30.5206800	27.3721150	M. Mduba	DBSA
TAMBEKILE SENIOR SECONDARY SCHOOL	PSP Services for Project to be closed out	269,617	-	-	Chris Hani District Municipality	-31.6350340	27.3609320	M. Mduba	DBSA
TOLENI PRIMARY SCHOOL	The Works comprise the completion of the construction of four (4) new classrooms, renovation of ten (10) existing classrooms, construction of multipurpose classroom, computer room, science laboratory, administration building, Library, dining and nutrition centre, construction of VIP ablution facilities for pupils and educators including the demolition of existing structures after the construction with the associated earthworks and installation of new security fencing.	1,913,293	-	-	Alfred Nzo District Municipality	-30.9505910	28.8955100	M. Mduba	DBSA
TOLWENI SENIOR SECONDARY SCHOOL	The Works comprise the completion of the construction of one (1) new Nutrition Centre, Renovations of twelve (12) existing Classrooms, conversion of two (2) existing Classrooms to Science Lab, conversion of two (2) existing Classrooms to Multipurpose Classroom, fencing the school parameter and construction of new VIP ablution facilities for pupils and educators including the demolition of existing structures after the	2,943,035	-	-	O.R.Tambo District Municipality	-31.0522750	29.0388467	M. Mduba	DBSA



Object Name	Project Scope (Scope including no.of units)	2023/24	2024/25	2025/26	District Municipality	Latitude	Longitude	Project Leader	Social Partners
ULWAZI SECONDARY SCHOOL	<p>construction with the associated earthworks.</p> <p>15 x 60sqm prefabricated classrooms; 1x 60sqm prefabricated space to be divided to HOD Office and staff room, drinking fountains, rainwater harvesting tanks, New ablutions for Leraners- Female- 16 seats 8 Basins, 2 x disabled, storage; Female Teachers - 3 seats, 2 basins; Male Learners- 6 seats, 6 urinals, 4 basins; Male Educator- 1 seat; 2 urinals, 1 basin</p> <p>New Electrical Connection and upgrade;</p> <p>New Sewer Connection</p> <p>Relocate existing clearview Fence between new and existing school;</p> <p>Move Bus Container; Change of use of old ablution block to storage- demolish internal walls and decommission fittings and make good.</p>	2,927,985	17,165,680	-	Buffalo City Metropolitan Municipality	-32.9521760	27.7613960	M. Mduba	DBSA
UMTATA COMMUNITY JUNIOR SECONDARY SCHOOL	<p>Provision of 1,8 metre high security fencing</p>	200,000	-	-	O.R.Tambo District Municipality	-31.5806510	28.7755510	M. Mduba	DBSA
UMTATA TECHNICAL HIGH SCHOOL	<p>Renovations/upgrades/refurbishment to: Classrooms, Administration building, Bulk services (water, sanitation, electricity), Construction of new computer room, Laboratory, Multi-purpose, Media Center, Ablution Buildings, Fencing, Parking, Roadways, Hoarding, Decanting (temp kitchen, classrooms, etc), Furniture & Equipment, New Refuse area, Extension to Nutrition center, Additional ramps, Landscaping to existing courtyards</p> <p>New Classrooms x 9, New HOD x 1, New Multipurpose classroom, New science lab, New Parking Area, New Guardhouse, New Ablutions -2 (Learners & teachers), Sewerage Solution, Water Supply Solution, Fencing, Assembly area, Refuse yard, Bulk electricity supply, Storm water, New Admin block, New Computer lab, New Library, New Kitchen, New</p>	-	-	3,385,336	O.R.Tambo District Municipality	-31.5942910	28.7980710	M. Mduba	DBSA
UPPER GWADU SENIOR SECONDARY SCHOOL		-	-	3,101,200	Amathole District Municipality	-32.2063310	28.6341410	M. Mduba	DBSA



Object Name	Project Scope (Scope including no.of units)	2023/24	2024/25	2025/26	District Municipality	Latitude	Longitude	Project Leader	Social Partners
VULINGCOBO SENIOR SECONDARY SCHOOL	Dining hall, Landscaping, Sport field, New furniture, Decanting, Hoarding, New HOD x 1 New Classrooms x 23, New HOD x 4, New Multipurpose classroom, New science lab, New Parking Area, New Guardhouse, New Ablutions -2 (Learners & teachers), Sewerage Solution, Water Supply Solution, Fencing, Assembly area, Refuse yard ,Bulk electricity supply, Storm water, New Admin block, New Computer lab, New Library, New Kitchen, New Dining hall, Landscaping, Sport field, New furniture, Decanting, Hoarding, New HOD x 1	965,406	9,108,308	23,812,875	Amathole District Municipality	-32.0418020	28.4904670	M. Mduba	DBSA
VULUHLANGA SENIOR SECONDARY SCHOOL	New Classrooms x 4, Upgrade of classrooms x 15, New Multipurpose classroom, New science lab, New Parking Area, New Guardhouse, New Ablutions -2 (Learners & teachers), Sewerage Solution, Water Supply Solution, Fencing, Assembly area, Refuse yard, Bulk electricity supply, Storm water, New Admin block, New Computer lab, New Dining hall, Landscaping, Sport field	-	-	3,392,728	Amathole District Municipality	-32.4257630	28.0422040	M. Mduba	DBSA
WILLOWVALE SENIOR SECONDARY SCHOOL	New Classrooms x 17, New classrooms x 3, New HOD x 1, New Multipurpose classroom, New science lab, New Parking Area, New Guardhouse, New Ablutions -2 (Learners & teachers), Sewerage Solution, Water Supply Solution, Fencing, Assembly area, Refuse yard, Bulk electricity supply, Storm water, New Admin block, New Computer lab, New Library, New Kitchen, New Dining hall, Landscaping, Sport field, New HOD x 1	-	-	3,334,087	Amathole District Municipality	-32.2657120	28.5039790	M. Mduba	DBSA
ZAKHELE JUNIOR SECONDARY SCHOOL	Works comprise the completion of the conversion of one classroom (1) to science laboratory and Renovation of Eight classrooms (8), and the completion of the construction of multipurpose classroom.	1,667,713	-	-	Alfred Nzo District Municipality	-30.7591870	29.1376130	M. Mduba	DBSA



Object Name	Project Scope (Scope including no.of units)	2023/24	2024/25	2025/26	District Municipality	Latitude	Longitude	Project Leader	Social Partners
A B ZAMBODLA JUNIOR PRIMARY SCHOOL	administration building, Library, dining and nutrition centre, media centre and VIP ablution facilities for pupils and educators including the demolition of existing structures after the construction with the associated earthworks and security fencing, all of which is partially completed.	55,200	-	-	Chris Hani District Municipality	-32.1807370	25.6323630	M. Mduba	DOE
ABAMBO AGRICULTURAL SCHOOL	MINOR REPAIRS TO THE EXISTING SCHOOL	444,925	-	-	Chris Hani District Municipality	-32.1112330	26.6856850	M. Mduba	DOE
ABERDEEN PRIMARY PUBLIC SCHOOL	MINOR REPAIRS TO THE EXISTING SCHOOL	444,925	-	-	Sarah Baartman District Municipality	-32.4742500	24.0611300	M. Mduba	DOE
ABRAHAM VANQA PRIMARY SCHOOL	Provision of New VIP Toilets and water tanks	549,589	-	-	Chris Hani District Municipality	-31.4837167	27.3050500	M. Mduba	DOE
AD TSHAYINGCA SECONDARY SCHOOL	Flush toilets Maintenance	200,000	-	-	Alfred Nzo District Municipality	-30.8657050	29.8522030	M. Mduba	DOE
ALEXANDRIA HIGH SCHOOL	Flush toilets Maintenance	200,000	-	-	Sarah Baartman District Municipality	-33.6544467	26.4084300	M. Mduba	DOE
ALEXANDRIA PRIMARY SCHOOL	Flush toilets Maintenance	200,000	-	-	Sarah Baartman District Municipality	-33.6501000	26.4155300	M. Mduba	DOE
ALEXANDRIA PRIMARY SCHOOL	4 Watertanks	55,200	-	-	Sarah Baartman District Municipality	-33.6501000	26.4155300	M. Mduba	DOE
ALFRED NZO DISTRICT OFFICE	Disaster Maintenance	1,000,000	-	-	Joe Gqabi District Municipality	-32.917805	41.3898330	M. Mduba	DOE
ALHEIT VAN DER MERWE PRIMARY SCHOOL	7 Prefabricated Classrooms, Electricity upgrade, Ablutions, Water	9,878,754	-	-	Joe Gqabi District Municipality	-30.6991833	26.6963783	M. Mduba	DOE
ALHEIT VAN DER MERWE PRIMARY SCHOOL	Renovate Existing fire damaged structures, Minor renovations to existing structures, Build 2 new classrooms, including providing within new and existing structures for: Admin Block, Nutrition Centre, Computer	3,806,250	33,259,375	35,934,375	Joe Gqabi District Municipality	-30.6991833	26.6963783	M. Mduba	DOE



Object Name	Project Scope (Scope including no.of units)	2023/24	2024/25	2025/26	District Municipality	Latitude	Longitude	Project Leader	Social Partners
	room, Multipurpose classroom, Science Laboratory, and Library. Provide 14 new toilets, including associated sifeworks, water tanks, storm water management and security fencing and furniture								
ALHEIT VAN DER MERWE PRIMARY SCHOOL	4 Watertanks	55,200	-	-	Joe Gqabi District Municipality	-30.6991833	26.6963783	M. Mduba	DOE
ALICE PRIMARY SCHOOL	Provision of 2 prefabricated classrooms	900,000	-	-	Amathole District Municipality	-32.7858221	26.8355160	M. Mduba	DOE
ALIWAL NORTH HIGH SCHOOL	7 Prefabricated Classrooms, Electricity upgrade, Water	9,372,047	-	-	Joe Gqabi District Municipality	-30.7018733	26.7087783	M. Mduba	DOE
ALPHA PRIMARY SCHOOL	Flush toilets Maintenance	200,000	-	-	Nelson Mandela Bay Metropolitan Municipality	-33.9121600	25.5488883	M. Mduba	DOE
ALPHA PRIMARY SCHOOL	4 Watertanks	55,200	-	-	Nelson Mandela Bay Metropolitan Municipality	-33.9121600	25.5488883	M. Mduba	DOE
ALPHENDALE SENIOR SECONDARY SCHOOL	Repairs to vandalised school	4,316,970	3,000,000	-	Buffalo City Metropolitan Municipality	-33.01437	27.8434100	M. Mduba	DOE
AMAHLUBI SENIOR PRIMARY SCHOOL	4 Watertanks	55,200	-	-	Amathole District Municipality	-32.917805	41.3898330	M. Mduba	DOE
AMATOLAVILLE JUNIOR SECONDARY SCHOOL	Provision of 2 prefabricated classrooms	622,454	-	-	Amathole District Municipality	-32.5719300	27.4078600	M. Mduba	DOE
AMAVUNDLE SENIOR PRIMARY SCHOOL	MINOR REPAIRS TO THE EXISTING SCHOOL	444,925	-	-	Chris Hani District Municipality	-31.9850110	26.6041290	M. Mduba	DOE
AMAZI SENIOR SECONDARY SCHOOL	Provision of 2 prefabricated classrooms	540,472	-	-	Amathole District Municipality	-33.3871980	27.0866950	M. Mduba	DOE
AMAZI SENIOR SECONDARY SCHOOL	Flush toilets Maintenance	200,000	-	-	Amathole District Municipality	-33.3871980	27.0866950	M. Mduba	DOE
AMOS MLUNGWANA PRIMARY SCHOOL	PSP Services for assessments of school	10,000	-	-	Joe Gqabi District Municipality	-31.3147000	27.4197000	M. Mduba	DOE
ANDREW MOYAKHE CENTRE OF ACADEMIC EXCELLENCE	MINOR REPAIRS TO THE EXISTING SCHOOL	444,925	-	-	Sarah Baartman District Municipality	-32.917805	41.3898330	M. Mduba	DOE



Object Name	Project Scope (Scope including no.of units)	2023/24	2024/25	2025/26	District Municipality	Latitude	Longitude	Project Leader	Social Partners
ANDREW MOYAKHE CENTRE OF ACADEMIC EXCELLENCE	Flush toilets Maintenance	200,000	-	-	Sarah Baartman District Municipality	-32.917805	41.3898330	M. Mduba	DOE
ANDREW MOYAKHE CENTRE OF ACADEMIC EXCELLENCE	2 Watertanks	29,600	-	-	Sarah Baartman District Municipality	-32.917805	41.3898330	M. Mduba	DOE
ANNSHAW PRIMARY SCHOOL	Flush toilets Maintenance	200,000	-	-	Amathole District Municipality	-32.8267283	26.9985567	M. Mduba	DOE
ARCADIA PRIMARY SCHOOL	4 Watertanks	55,200	-	-	Nelson Mandela Bay Metropolitan Municipality	-33.8814480	25.5231730	M. Mduba	DOE
ARCADIA SENIOR SECONDARY SCHOOL	4 Watertanks	55,200	-	-	Nelson Mandela Bay Metropolitan Municipality	-33.8780700	25.5206200	M. Mduba	DOE
ARCHIE MBOLEKWA JUNIOR SECONDARY SCHOOL	Flush toilets Maintenance	200,000	-	-	Sarah Baartman District Municipality	-33.2954860	26.5552920	M. Mduba	DOE
ARCHIE MBOLEKWA JUNIOR SECONDARY SCHOOL	4 Watertanks	55,200	-	-	Sarah Baartman District Municipality	-33.2954860	26.5552920	M. Mduba	DOE
ARCHIE VELILE SENIOR SECONDARY SCHOOL	Flush toilets Maintenance	200,000	-	-	Buffalo City Metropolitan Municipality	-32.8426040	27.2351060	M. Mduba	DOE
ASPIRANZA PRIMARY SCHOOL	MINOR REPAIRS TO THE EXISTING SCHOOL	444,925	-	-	Buffalo City Metropolitan Municipality	-33.0163000	27.8462000	M. Mduba	DOE
ASTRA PRIMARY SCHOOL	4 Watertanks	55,200	-	-	Nelson Mandela Bay Metropolitan Municipality	-33.8680520	25.4950650	M. Mduba	DOE
ATTWELL MADALA HIGH SCHOOL	To be Verified	150,000	-	-	O.R.Tambo District Municipality	-31.5699100	28.7957800	M. Mduba	DOE
BALASI PRIMARY SCHOOL	2 Watertanks	29,600	-	-	Buffalo City Metropolitan Municipality	-32.8306000	27.4429000	M. Mduba	DOE
BALENI SENIOR SECONDARY SCHOOL	Fencing and Gates (2x Pedestrian, 2x double swing, 1 x double slide)	213,025	-	-	Alfred Nzo District Municipality	-31.1561900	29.9703400	M. Mduba	DOE



Object Name	Project Scope (Scope including no.of units)	2023/24	2024/25	2025/26	District Municipality	Latitude	Longitude	Project Leader	Social Partners
BAMBANANI JUNIOR SECONDARY SCHOOL	4 Watertanks	55,200	-	-	O.R.Tambo District Municipality	-31.5649160	28.7278910	M. Mduba	DOE
BAMBILANGA SENIOR SECONDARY SCHOOL	Fencing and Gates (2x Pedestrian, 2x double swing, 1 x double slide)	131,658	-	-	O.R.Tambo District Municipality	-31.7897380	28.5184660	M. Mduba	DOE
BARKLEY EAST (DRC) PRIMARY SCHOOL	Flush toilets Maintenance	200,000	-	-	Joe Gqabi District Municipality	-30.9616000	27.5879000	M. Mduba	DOE
BARKLY EAST DISTRICT OFFICE	Fencing and Gates (2x Pedestrian, 2x double swing, 1 x double slide)	103,661	-	-	Joe Gqabi District Municipality	-32.917805	41.3898330	M. Mduba	DOE
BASHEE JUNIOR PRIMARY SCHOOL	MINOR REPAIRS TO THE EXISTING SCHOOL	900,000	-	-	Chris Hani District Municipality	-31.6542850	28.2840817	M. Mduba	DOE
BATHANDE NDAMASE SENIOR SECONDARY SCHOOL	Fencing and Gates (2x Pedestrian, 2x double swing, 1 x double slide)	103,661	-	-	O.R.Tambo District Municipality	-32.917805	41.3898330	M. Mduba	DOE
BATHANDWA NDONDO SENIOR SECONDARY SCHOOL	Fencing and Gates (2x Pedestrian, 2x double swing, 1 x double slide)	299,565	-	-	Chris Hani District Municipality	-31.5337290	27.6403650	M. Mduba	DOE
BATHANDWA NDONDO SENIOR SECONDARY SCHOOL	2 Watertanks	29,600	-	-	Chris Hani District Municipality	-31.5337290	27.6403650	M. Mduba	DOE
BATHURST PRIMARY SCHOOL	MINOR REPAIRS TO THE EXISTING SCHOOL	444,925	-	-	Sarah Baartman District Municipality	-33.5016283	26.8217833	M. Mduba	DOE
BATHURST PRIMARY SCHOOL	2 Watertanks	29,600	-	-	Sarah Baartman District Municipality	-33.5016283	26.8217833	M. Mduba	DOE
BAVUMELE JUNIOR SECONDARY SCHOOL	2 Watertanks	29,600	-	-	O.R.Tambo District Municipality	-31.9406890	28.7365410	M. Mduba	DOE
BAZINDLOVU SENIOR SECONDARY SCHOOL	4 Watertanks	55,200	-	-	O.R.Tambo District Municipality	-31.8882980	28.8007200	M. Mduba	DOE
BCM INNER CITY (GRENS VOORBEREIDINGSKOOI)	Roof Repairs	10,000	-	-	Buffalo City Metropolitan Municipality	-32.917805	41.3898330	M. Mduba	DOE
BEKABANTU JUNIOR SECONDARY SCHOOL	MINOR REPAIRS TO THE EXISTING SCHOOL	900,000	-	-	O.R.Tambo District Municipality	-31.1398940	29.4902020	M. Mduba	DOE
BEN NYATI PUBLIC PRIMARY SCHOOL	Fencing and Gates (2x Pedestrian, 2x double swing, 1 x double slide)	240,868	-	-	Nelson Mandela Bay	-33.8808590	25.5894120	M. Mduba	DOE



Object Name	Project Scope (Scope including no.of units)	2023/24	2024/25	2025/26	District Municipality	Latitude	Longitude	Project Leader	Social Partners
BERTRAM SECONDARY SCHOOL	4 Watertanks	55,200	-	-	Metropolitan Municipality Nelson Mandela Bay Metropolitan Municipality	-33.8726933	25.4917383	M. Mduba	DOE
BETHANIA JUNIOR SECONDARY SCHOOL	2 Watertanks	29,600	-	-	Joe Gqabi District Municipality	-30.6554040	28.2984830	M. Mduba	DOE
BETHELSDORP COMPREHENSIVE SCHOOL	4 Watertanks	55,200	-	-	Nelson Mandela Bay Metropolitan Municipality	-33.8928900	25.5344220	M. Mduba	DOE
BETHELSDORP ROAD PRIMARY SCHOOL	4 Watertanks	55,200	-	-	Nelson Mandela Bay Metropolitan Municipality	-33.8685130	25.5124910	M. Mduba	DOE
BETHVALE PRIMARY SCHOOL	4 Watertanks	55,200	-	-	Nelson Mandela Bay Metropolitan Municipality	-33.8771100	25.5018470	M. Mduba	DOE
BEYELE PRIMARY JUNIOR SCHOOL	MINOR REPAIRS TO THE EXISTING SCHOOL	444,925	-	-	Chris Hanu District Municipality	-31.7587480	27.9642830	M. Mduba	DOE
BHONGOLETHU JUNIOR SECONDARY SCHOOL	2 Watertanks	29,600	-	-	Joe Gqabi District Municipality	-30.6129270	27.4893060	M. Mduba	DOE
BHONGOLETHU SECONDARY SCHOOL	Fencing and Gates (2x Pedestrian, 2x double swing, 1 x double slide)	78,255	-	-	Buffalo City Metropolitan Municipality	-32.8532000	27.9894000	M. Mduba	DOE
BISHO HIGH SCHOOL	4 Watertanks	55,200	-	-	Buffalo City Metropolitan Municipality	-32.8518350	27.4424770	M. Mduba	DOE
BISHO PRIMARY SCHOOL	4 Watertanks	55,200	-	-	Buffalo City Metropolitan Municipality	-32.8489700	27.4420800	M. Mduba	DOE
BOJENI JUNIOR SECONDARY SCHOOL	2 Watertanks	29,600	-	-	Amathole District Municipality	-32.3303000	28.5959317	M. Mduba	DOE
BOLENI JUNIOR SECONDARY SCHOOL	MINOR REPAIRS TO THE EXISTING SCHOOL	900,000	-	-	Chris Hanu District Municipality	-31.6621000	28.1606000	M. Mduba	DOE
BONTRUG SENIOR PRIMARY SCHOOL	Fencing and Gates (2x Pedestrian, 2x double swing, 1 x double slide)	542,103	-	-	Sarah Baartman District Municipality	-33.3986100	25.4836983	M. Mduba	DOE



Object Name	Project Scope (Scope including no.of units)	2023/24	2024/25	2025/26	District Municipality	Latitude	Longitude	Project Leader	Social Partners
BONXA HIGH SCHOOL	Fencing and Gates (2x Pedestrian, 2x double swing, 1 x double slide)	114,022	-	-	Alfred Nzo District Municipality	-30.9206650	29.2662030	M. Mduba	DOE
BOOYSEN PARK SECONDARY SCHOOL	Fencing and Gates (2x Pedestrian, 2x double swing, 1 x double slide)	151,229	-	-	Nelson Mandela Bay Metropolitan Municipality	-33.8575683	25.4670100	M. Mduba	DOE
BOTHA SIGCAU SENIOR SECONDARY SCHOOL	4 Watertanks	55,200	-	-	O.R.Tambo District Municipality	-31.2854750	29.5751200	M. Mduba	DOE
BROOKSNEK SENIOR SECONDARY SCHOOL	Fencing and Gates (2x Pedestrian, 2x double swing, 1 x double slide)	61,107	-	-	Alfred Nzo District Municipality	-30.6387917	29.4828183	M. Mduba	DOE
BROOKSNEK SENIOR SECONDARY SCHOOL	2 Watertanks	29,600	-	-	Alfred Nzo District Municipality	-30.6387917	29.4828183	M. Mduba	DOE
BULLUGHA PRIMARY SCHOOL	Provision of New VIP Toilets and water tanks	746,775	-	-	Buffalo City Metropolitan Municipality	-32.8788500	28.0512967	M. Mduba	DOE
BURGERSDORP JUNIOR SECONDARY SCHOOL	Flush toilets Maintenance	200,000	-	-	Joe Gqabi District Municipality	-31.0067140	26.3166780	M. Mduba	DOE
BUWA SENIOR SECONDARY SCHOOL	MINOR REPAIRS TO THE EXISTING SCHOOL	444,925	-	-	O.R.Tambo District Municipality	-31.1039810	29.0773680	M. Mduba	DOE
BYLETTS COMBINED SCHOOL	MINOR REPAIRS TO THE EXISTING SCHOOL	444,925	-	-	Amathole District Municipality	-32.7630490	28.0921590	M. Mduba	DOE
C M VELLEEM JUNIOR SECONDARY SCHOOL	4 Watertanks	55,200	-	-	Sarah Baartman District Municipality	-33.2895310	26.5548090	M. Mduba	DOE
CAFUTWENI JUNIOR SECONDARY SCHOOL	MINOR REPAIRS TO THE EXISTING SCHOOL	900,000	-	-	Amathole District Municipality	-32.2658490	28.2891730	M. Mduba	DOE
CAFUTWENI JUNIOR SECONDARY SCHOOL	2 classrooms roofs covering blown off, 1 classroom roof covering loose. Male toilets roof blown off. Precast toilet structures 5 steel doors blown off.	614,184	-	-	Amathole District Municipality	-32.2658490	28.2891730	M. Mduba	DOE
CAGUBA SENIOR SECONDARY SCHOOL	Fencing and Gates (2x Pedestrian, 2x double swing, 1 x double slide)	106,810	-	-	O.R.Tambo District Municipality	-31.6266650	29.4620950	M. Mduba	DOE
CALA PASS PRIMARY JUNIOR SCHOOL	MINOR REPAIRS TO THE EXISTING SCHOOL	900,000	-	-	Chris Hani District Municipality	-31.4719367	27.7178933	M. Mduba	DOE



Object Name	Project Scope (Scope including no.of units)	2023/24	2024/25	2025/26	District Municipality	Latitude	Longitude	Project Leader	Social Partners
CALA SENIOR SECONDARY SCHOOL	4 Watertanks	55,200	-	-	Chris Hani District Municipality	-31.5259580	27.7022740	M. Mduba	DOE
CALEY JUNIOR SECONDARY SCHOOL	Flush toilets Maintenance	200,000	-	-	Amathole District Municipality	-32.3258600	28.1554750	M. Mduba	DOE
CAMERON NGUIDLE SENIOR SECONDARY SCHOOL	4 Watertanks	55,200	-	-	O.R.Tambo District Municipality	-31.4260850	28.6847330	M. Mduba	DOE
CANDILANGA SENIOR PRIMARY SCHOOL	2 Watertanks	29,600	-	-	O.R.Tambo District Municipality	-31.4979210	28.6659930	M. Mduba	DOE
CANDU JUNIOR SECONDARY SCHOOL	Provision of New VIP Toilets and water tanks	472,019	-	-	Amathole District Municipality	-31.9489320	28.4199950	M. Mduba	DOE
CAREL DU TOIT HIGH SCHOOL	MINOR REPAIRS TO THE EXISTING SCHOOL	444,925	-	-	Sarah Baartman District Municipality	-33.3286580	24.3413120	M. Mduba	DOE
CARINUS PRIMARY SCHOOL	Fencing and Gates (2x Pedestrian, 2x double swing, 1 x double slide)	527,273	-	-	Chris Hani District Municipality	-32.1755880	25.6419760	M. Mduba	DOE
CARINUS PRIMARY SCHOOL	4 Watertanks	55,200	-	-	Chris Hani District Municipality	-32.1755880	25.6419760	M. Mduba	DOE
CATUZA SENIOR PRIMARY SCHOOL (Replaced Pakamani SSS)	MINOR REPAIRS TO THE EXISTING SCHOOL	444,925	-	-	Chris Hani District Municipality	-31.7205083	27.9981000	M. Mduba	DOE
CEDARVILLE GIP	MINOR REPAIRS TO THE EXISTING SCHOOL	900,000	-	-	Alfred Nzo District Municipality	-30.3824367	29.0370283	M. Mduba	DOE
CEDARVILLE GIP	Flush toilets Maintenance	200,000	-	-	Alfred Nzo District Municipality	-30.3824367	29.0370283	M. Mduba	DOE
CEDARVILLE PUBLIC SCHOOL	Flush toilets Maintenance	200,000	-	-	Alfred Nzo District Municipality	-30.3947667	29.0491550	M. Mduba	DOE
CELETYUMA PRIMARY SCHOOL	2 Watertanks	29,600	-	-	Amathole District Municipality	-33.2686740	27.1439740	M. Mduba	DOE
CENYU PUBLIC SCHOOL	Fencing and Gates (2x Pedestrian, 2x double swing, 1 x double slide)	115,646	-	-	Amathole District Municipality	-32.5534900	27.4491900	M. Mduba	DOE
CHAPMAN SECONDARY SCHOOL	4 Watertanks	55,200	-	-	Nelson Mandela Bay Metropolitan Municipality	-33.9188990	25.5515120	M. Mduba	DOE



Object Name	Project Scope (Scope including no.of units)	2023/24	2024/25	2025/26	District Municipality	Latitude	Longitude	Project Leader	Social Partners
CHARLES MORGAN PUBLIC SCHOOL	4 Watertanks	55,200	-	-	Buffalo City Metropolitan Municipality	-32.8931000	27.3778000	M. Mduba	DOE
CHATTY SECONDARY SCHOOL	4 Watertanks	55,200	-	-	Nelson Mandela Bay Metropolitan Municipality	-33.8741900	25.5028300	M. Mduba	DOE
CHIEF MALEFANE PRIMARY SCHOOL	7 prefabricated classrooms old design	356,587	-	-	Chris Hani District Municipality	-31.9761000	26.5302000	M. Mduba	DOE
CIBENI JUNIOR SECONDARY SCHOOL	4 Watertanks	55,200	-	-	O.R.Tambo District Municipality	-31.5307000	29.2657517	M. Mduba	DOE
CILO SENIOR PRIMARY SCHOOL	2 Watertanks	29,600	-	-	Amathole District Municipality	-32.3438750	28.3336110	M. Mduba	DOE
CINTSA EAST PRIMARY SCHOOL	Provision of New VIP Toilets and water tanks	770,950	-	-	Buffalo City Metropolitan Municipality	-32.8183580	28.1062520	M. Mduba	DOE
CLAREMONT JUNIOR PRIMARY SCHOOL	Fencing and Gates (2x Pedestrian, 2x double swing, 1 x double slide)	95,269	-	-	Chris Hani District Municipality	-32.0888633	26.7234233	M. Mduba	DOE
CLAREMONT JUNIOR PRIMARY SCHOOL	2 Watertanks	29,600	-	-	Chris Hani District Municipality	-32.0888633	26.7234233	M. Mduba	DOE
CLARKEBURY AGRICULTURAL SCHOOL	Flush toilets Maintenance	200,000	-	-	Chris Hani District Municipality	-31.7885170	28.2870280	M. Mduba	DOE
Closeout	Maintenance	-	-	-	EC WHOLE	-32.917805	41.3898330	M. Mduba	DOE
COEGA PRIMARY SCHOOL	Flush toilets Maintenance	200,000	-	-	Nelson Mandela Bay Metropolitan Municipality	-33.8201850	25.6352280	M. Mduba	DOE
COFFEEBAY JUNIOR SECONDARY SCHOOL	Provision of 2 prefabricated classrooms	663,484	-	-	O.R.Tambo District Municipality	-31.9880840	29.1443770	M. Mduba	DOE
COFFEEBAY JUNIOR SECONDARY SCHOOL	Fencing and Gates (2x Pedestrian, 2x double swing, 1 x double slide)	103,661	-	-	O.R.Tambo District Municipality	-31.9880840	29.1443770	M. Mduba	DOE
COFIMVABA VILLAGE JUNIOR SECONDARY SCHOOL	Fencing and Gates (2x Pedestrian, 2x double swing, 1 x double slide)	126,348	-	-	Chris Hani District Municipality	-31.9992050	27.5820600	M. Mduba	DOE
COLANA SENIOR SECONDARY SCHOOL	MINOR REPAIRS TO THE EXISTING SCHOOL	444,925	-	-	Alfred Nzo District Municipality	-30.6400660	29.0578580	M. Mduba	DOE



Object Name	Project Scope (Scope including no.of units)	2023/24	2024/25	2025/26	District Municipality	Latitude	Longitude	Project Leader	Social Partners
COLANA SENIOR SECONDARY SCHOOL	Flush toilets Maintenance	200,000	-	-	Alfred Nzo District Municipality	-30.6400660	29.0578580	M. Mduba	DOE
COLDSTREAM JUNIOR SECONDARY SCHOOL	Flush toilets Maintenance	200,000	-	-	Sarah Baartman District Municipality	-33.9611000	23.7019000	M. Mduba	DOE
COLLEEN GLEN FARM SCHOOL	Flush toilets Maintenance	200,000	-	-	Nelson Mandela Bay Metropolitan Municipality	-33.9704410	25.3696630	M. Mduba	DOE
COURT CASES	PSP Services for assessments, design development and documentation for the implementation of infrastructure to conform with MUNSPSI.	-	-	-	EC WHOLE	-32.917805	41.3898330	M. Mduba	DOE
COZA JUNIOR SECONDARY SCHOOL	Disaster Maintenance	500,000	-	-	O.R.Tambo District Municipality	-31.3847383	28.9626917	M. Mduba	DOE
CRADOCK PRIMARY SCHOOL	4 Watertanks	55,200	-	-	Chris Hani District Municipality	-32.1613817	25.6182333	M. Mduba	DOE
CUMMING MEMORIAL PRIMARY SCHOOL	4 Watertanks	55,200	-	-	Amathole District Municipality	-32.4642150	27.5921320	M. Mduba	DOE
CWEBENI JUNIOR SECONDARY SCHOOL	Flush toilets Maintenance	200,000	-	-	O.R.Tambo District Municipality	-31.6661233	29.4325550	M. Mduba	DOE
CWENGQWANA PRIMARY SCHOOL	Flush toilets Maintenance	200,000	-	-	Amathole District Municipality	-32.4392730	27.6002210	M. Mduba	DOE
D D SIWISA PRIMARY SCHOOL	Fencing and Gates (2x Pedestrian, 2x double swing, 1 x double slide)	113,514	-	-	Sarah Baartman District Municipality	-33.2854550	26.5773570	M. Mduba	DOE
D D SIWISA PRIMARY SCHOOL	4 Watertanks	55,200	-	-	Sarah Baartman District Municipality	-33.2854550	26.5773570	M. Mduba	DOE
D M SKOSANA SENIOR SECONDARY SCHOOL	4 Watertanks	55,200	-	-	Chris Hani District Municipality	-31.6567717	27.6605200	M. Mduba	DOE
D Z DUMEZWENI SENIOR SECONDARY SCHOOL	4 Watertanks	55,200	-	-	O.R.Tambo District Municipality	-31.6825450	29.1915417	M. Mduba	DOE
DABULINGWE SENIOR PRIMARY SCHOOL	Slight damage to roof tiles and rainwater goods	575,329	-	-	Chris Hani District Municipality	-31.8828617	28.1941200	M. Mduba	DOE



Object Name	Project Scope (Scope including no.of units)	2023/24	2024/25	2025/26	District Municipality	Latitude	Longitude	Project Leader	Social Partners
DALAGUBA JUNIOR SECONDARY SCHOOL	Sanitation and Water	1,298,996	-	-	O.R.Tambo District Municipality	-31.4986983	29.1006333	M. Mduba	DOE
DALIBANGO PRIMARY SCHOOL	MINOR REPAIRS TO THE EXISTING SCHOOL	900,000	-	-	Amathole District Municipality	-32.4142000	28.3830000	M. Mduba	DOE
DALIBASO SENIOR SECONDARY SCHOOL	4 Watertanks	55,200	-	-	O.R.Tambo District Municipality	-31.8665780	28.7499200	M. Mduba	DOE
DALIBUNGA COMPREHENSIVE HIGH SCHOOL	Roof blown away and hall	241,227	-	-	O.R.Tambo District Municipality	-31.8437033	29.1150983	M. Mduba	DOE
DALIWONGA SENIOR SECONDARY SCHOOL	Hostel Refurbishment	7,559,375	2,000,000	15,000,000	Chris Hani District Municipality	-31.9653867	27.5501383	M. Mduba	DOE
DALUBUHLE SECONDARY SCHOOL	MINOR REPAIRS TO THE EXISTING SCHOOL	444,925	-	-	Amathole District Municipality	-32.8999030	26.7930650	M. Mduba	DOE
DAMBUZA PUBLIC PRIMARY SCHOOL	Fencing and Gates (2x Pedestrian, 2x double swing, 1 x double slide)	482,037	-	-	Sarah Baartman District Municipality	-33.5813330	26.8751050	M. Mduba	DOE
DAMBUZA PUBLIC PRIMARY SCHOOL	Flush toilets Maintenance	200,000	-	-	Sarah Baartman District Municipality	-33.5813330	26.8751050	M. Mduba	DOE
DAMBUZA PUBLIC PRIMARY SCHOOL	4 Watertanks	55,200	-	-	Sarah Baartman District Municipality	-33.5813330	26.8751050	M. Mduba	DOE
Dandee Pre School	Minor maintenance on ECD Centres	-	505,788	-	Alfred Nzo District Municipality	-32.917805	41.3898330	M. Mduba	DOE
DANIELS PUBLIC PRIMARY SCHOOL	Fencing and Gates (2x Pedestrian, 2x double swing, 1 x double slide)	52,444	-	-	Nelson Mandela Bay Metropolitan Municipality	-33.8667280	25.5690640	M. Mduba	DOE
DARABE JUNIOR SECONDARY SCHOOL	4 Watertanks	55,200	-	-	O.R.Tambo District Municipality	-31.8958670	28.6372630	M. Mduba	DOE
DAVIDSON PREPARATORY SCHOOL (Replaced C/SIRA PS)	MINOR REPAIRS TO THE EXISTING SCHOOL	444,925	-	-	Amathole District Municipality	-32.7831420	26.8316970	M. Mduba	DOE
DAVIES JUNIOR SECONDARY SCHOOL	MINOR REPAIRS TO THE EXISTING SCHOOL	444,925	-	-	Amathole District Municipality	-32.3434480	28.1311110	M. Mduba	DOE



Object Name	Project Scope (Scope including no.of units)	2023/24	2024/25	2025/26	District Municipality	Latitude	Longitude	Project Leader	Social Partners
DE LA RAY MKATSHWA JUNIOR SECONDARY SCHOOL	Flush toilets Maintenance	200,000	-	-	O.R.Tambo District Municipality	-31.5952590	29.5216980	M. Mduba	DOE
DEBE PRIMARY SCHOOL	Provision of 2 prefabricated classrooms	900,000	-	-	Amathole District Municipality	-32.8200020	27.0879210	M. Mduba	DOE
DESLUDGING (DOE)	Desludging	5,165,933	-	-	EC WHOLE	-32.917805	41.3898330	M. Mduba	DOE
DESPATCH PRIMARY SCHOOL	MINOR REPAIRS TO THE EXISTING SCHOOL	444,925	-	-	Nelson Mandela Bay Metropolitan Municipality	-33.8169530	25.4632120	M. Mduba	DOE
DESPATCH PRIMARY SCHOOL	4 Watertanks	55,200	-	-	Nelson Mandela Bay Metropolitan Municipality	-33.8169530	25.4632120	M. Mduba	DOE
DIAMOND JUNIOR SECONDARY SCHOOL	4 Watertanks	55,200	-	-	Alfred Nzo District Municipality	-30.9155000	29.7530000	M. Mduba	DOE
DIE HEUWEL PRIMARY SCHOOL	4 Watertanks	55,200	-	-	Nelson Mandela Bay Metropolitan Municipality	-33.8997070	25.5325210	M. Mduba	DOE
DIKIDIKANA PRIMARY SCHOOL	2 Watertanks	29,600	-	-	Amathole District Municipality	-32.9206350	26.9746940	M. Mduba	DOE
DININKOSI JUNIOR SECONDARY SCHOOL	Disaster Maintenance	1,000,000	-	-	O.R.Tambo District Municipality	-31.4806700	28.9478800	M. Mduba	DOE
DINIZULU HIGH SCHOOL	MINOR REPAIRS TO THE EXISTING SCHOOL	444,925	-	-	Amathole District Municipality	-32.1623390	28.3872220	M. Mduba	DOE
DINIZULU JUNIOR SECONDARY SCHOOL	2 Watertanks	29,600	-	-	O.R.Tambo District Municipality	-31.9647917	28.7452883	M. Mduba	DOE
DISTRICT OFFICES & CMC'S	Disaster Maintenance	1,000,000	-	178,000,000	EC WHOLE	-32.917805	41.3898330	M. Mduba	DOE
DLANGEZWA SENIOR PRIMARY SCHOOL	2 Watertanks	29,600	-	-	Alfred Nzo District Municipality	-31.0774783	29.9223550	M. Mduba	DOE
DLUNGWANA SENIOR PRIMARY SCHOOL	2 Watertanks	29,600	-	-	Alfred Nzo District Municipality	-30.7927000	29.8188000	M. Mduba	DOE
DOBE JUNIOR SECONDARY SCHOOL	2 Watertanks	29,600	-	-	O.R.Tambo District Municipality	-31.7657700	28.8705833	M. Mduba	DOE
DOE DISASTER PACKAGE	PSP Services for assessments, design development and	8,000,000	-	40,000,000	EC WHOLE	-32.917805	41.3898330	M. Mduba	DOE



Object Name	Project Scope (Scope including no.of units)	2023/24	2024/25	2025/26	District Municipality	Latitude	Longitude	Project Leader	Social Partners
DOE PROFESSIONAL SERVICES	documentation for the implementation of infrastructure to conform with MUNSPSI.	42,408,487	-	-	EC WHOLE	-32.917805	41.3898330	M. Mduba	DOE
DOE SPECIAL SCHOOLS MAINTENANCE	PSP Services for assessments, design development and documentation for the implementation of infrastructure to conform with MUNSPSI.	5,000,000	5,000,000	15,000,000	EC WHOLE	-32.917805	41.3898330	M. Mduba	DOE
DORDRECHT PRIMARY SCHOOL	Fencing and Gates (2x Pedestrian, 2x double swing, 1 x double slide)	88,293	-	-	Chris Hani District Municipality	-31.3761183	27.0333817	M. Mduba	DOE
DR A W HABELGAARN PRIMARY SCHOOL	Flush toilets Maintenance	200,000	-	-	Nelson Mandela Bay Metropolitan Municipality	-33.8669320	25.5043370	M. Mduba	DOE
DR A W HABELGAARN PRIMARY SCHOOL	4 Watertanks	55,200	-	-	Nelson Mandela Bay Metropolitan Municipality	-33.8669320	25.5043370	M. Mduba	DOE
DR PALLO JORDAN PRIMARY SCHOOL	Flush toilets Maintenance	200,000	-	-	Joe Gqabi District Municipality	-30.7164233	27.2057500	M. Mduba	DOE
DRC PRIMARY SCHOOL	MINOR REPAIRS TO THE EXISTING SCHOOL	444,925	-	-	O.R.Tambo District Municipality	-31.3064250	28.7603790	M. Mduba	DOE
DRC PRIMARY SCHOOL	Flush toilets Maintenance	200,000	-	-	O.R.Tambo District Municipality	-31.3064250	28.7603790	M. Mduba	DOE
DUDUMAYO SENIOR SECONDARY SCHOOL	To be Verified	627,454	-	-	O.R.Tambo District Municipality	-31.9346920	29.0296660	M. Mduba	DOE
DUKATOLE JUNIOR SECONDARY SCHOOL	2 Watertanks	29,600	-	-	O.R.Tambo District Municipality	-31.5588280	28.5169450	M. Mduba	DOE
DUMALISILE SENIOR SECONDARY SCHOOL	2 Watertanks	29,600	-	-	Buffalo City Metropolitan Municipality	-32.8222500	27.2416340	M. Mduba	DOE
DUMANENI JUNIOR SECONDARY SCHOOL	2 Watertanks	29,600	-	-	O.R.Tambo District Municipality	-31.0344470	28.7368070	M. Mduba	DOE
DUMILE SENIOR PRIMARY SCHOOL	2 Watertanks	29,600	-	-	Alfred Nzo District Municipality	-30.8504373	29.7905530	M. Mduba	DOE



Object Name	Project Scope (Scope including no.of units)	2023/24	2024/25	2025/26	District Municipality	Latitude	Longitude	Project Leader	Social Partners
DUMRANA SENIOR SECONDARY SCHOOL	Refurbish the existing ablutions, classrooms, refurbish the existing classrooms blocks, provide 10 mobile classrooms and external works build new admin block, nutrition centre including dining,C omputer lab, multipurpose classroom, science lab and external works	876,251	-	-	O.R.Tambo District Municipality	-31.6039760	28.5806760	M. Mduba	DOE
DUMRANA SENIOR SECONDARY SCHOOL	4 Watertanks	55,200	-	-	O.R.Tambo District Municipality	-31.6039760	28.5806760	M. Mduba	DOE
DUMSI SECONDARY SCHOOL	Provision of 2 prefabricated classrooms	116,414	-	-	Alfred Nzo District Municipality	-30.7701000	29.5680350	M. Mduba	DOE
DUTYINI JUNIOR SECONDARY SCHOOL	MINOR REPAIRS TO THE EXISTING SCHOOL	444,925	-	-	Alfred Nzo District Municipality	-30.9485620	29.7896910	M. Mduba	DOE
Dutyini Pre-school	Renovations (replacement of ceiling, roof and paint) and fence	156,118	-	-	Alfred Nzo District Municipality	30.83432000	29.2683900	M. Mduba	DOE
DYOBUDAKA SENIOR PRIMARY SCHOOL	2 Watertanks	29,600	-	-	Chris Hani District Municipality	-31.6069080	27.1671150	M. Mduba	DOE
E Z KABANE HIGH SCHOOL	Flush toilets Maintenance	200,000	-	-	Nelson Mandela Bay Metropolitan Municipality	-33.8431500	25.5379417	M. Mduba	DOE
EAGERTON PRIMARY SCHOOL	4 Watertanks	55,200	-	-	O.R.Tambo District Municipality	-31.5961333	28.6788167	M. Mduba	DOE
EBENEZER NYATHI SENIOR SECONDARY SCHOOL	Fencing and Gates (2x Pedestrian, 2x double swing, 1 x double slide)	178,990	-	-	Joe Gqabi District Municipality	-30.5485683	27.2332183	M. Mduba	DOE
EBUNTU PRIMARY SCHOOL	2 Watertanks	29,600	-	-	O.R.Tambo District Municipality	-31.6392440	28.6368170	M. Mduba	DOE
ECD MAINTENANCE PROGRAMME	Minor maintenance on ECD Centres	-	-	7,479,000	EC WHOLE	-32.917805	41.3898330	M. Mduba	DOE
EGQILI SENIOR SECONDARY SCHOOL	2 Prefabricated Classrooms, external works, water tanks	1,194,919	-	-	Joe Gqabi District Municipality	-30.7005550	26.6873133	M. Mduba	DOE
EGQILI SENIOR SECONDARY SCHOOL	Flush toilets Maintenance	200,000	-	-	Joe Gqabi District Municipality	-30.7005550	26.6873133	M. Mduba	DOE
EGQILI SENIOR SECONDARY SCHOOL	4 Watertanks	55,200	-	-	Joe Gqabi District Municipality	-30.7005550	26.6873133	M. Mduba	DOE



Object Name	Project Scope (Scope including no.of units)	2023/24	2024/25	2025/26	District Municipality	Latitude	Longitude	Project Leader	Social Partners
Ekuphumleni ECD	Renovations, ablutions, and fence	25, 134	-	-	O.R.Tambo District Municipality	-31,5426	29.0179000	M. Mduba	DOE
EKUPHUMLENI PS	Flush toilets Maintenance	200,000	-	-	Sarah Baartman District Municipality	-32.917805	41.3898330	M. Mduba	DOE
ELETHU PRIMARY SCHOOL	Tree fell on the fence and a portion of the fence fell off as well.	335,640	-	-	Amathole District Municipality	-32.6391580	26.9340830	M. Mduba	DOE
ELETHU PRIMARY SCHOOL	2 Watertanks	29,600	-	-	Amathole District Municipality	-32.6391580	26.9340830	M. Mduba	DOE
ELLIOTDALE VILLAGE JUNIOR SECONDARY SCHOOL	Flush toilets Maintenance	200,000	-	-	Amathole District Municipality	-31.9642417	28.6842950	M. Mduba	DOE
EIukhanyisweni ECD	Renovations, ablutions, and fence	18,648	-	-	Buffalo City Metropolitan Municipality	-32.917805	41.3898330	M. Mduba	DOE
ELUKHOLWENI PRIMARY SCHOOL	2 Watertanks	29,600	-	-	Nelson Mandela Bay Metropolitan Municipality	-34.0100820	25.5064370	M. Mduba	DOE
Eiundi Lothukela Day Care Centre	Minor maintenance on ECD Centres	-	562,546	-	Chris Hani District Municipality	-32.917805	41.3898330	M. Mduba	DOE
ELUXOLWENI JUNIOR PRIMARY SCHOOL	Flush toilets Maintenance	200,000	-	-	Amathole District Municipality	-32.3311133	28.1611133	M. Mduba	DOE
ELUXOLWENI JUNIOR PRIMARY SCHOOL	2 Watertanks	29,600	-	-	Amathole District Municipality	-32.3311133	28.1611133	M. Mduba	DOE
EMAJWARENI PUBLIC SCHOOL	Disaster Maintenance	1,000,000	-	-	Amathole District Municipality	-32.4643483	27.6067600	M. Mduba	DOE
EMAJWARENI PUBLIC SCHOOL	Prefabs	147,590	-	-	Amathole District Municipality	-32.4643483	27.6067600	M. Mduba	DOE
EMANGQUZU JUNIOR SECONDARY SCHOOL	Kitchen roof blown off completely	277,898	-	-	O.R.Tambo District Municipality	-31.1049783	29.5690700	M. Mduba	DOE
EMARAMBENI JUNIOR SECONDARY SCHOOL	2 Watertanks	29,600	-	-	O.R.Tambo District Municipality	-31.1172830	28.8531060	M. Mduba	DOE
EMAWENI PRIMARY SCHOOL	2 Watertanks	29,600	-	-	O.R.Tambo District Municipality	-31.7152560	28.8190850	M. Mduba	DOE



Object Name	Project Scope (Scope including no.of units)	2023/24	2024/25	2025/26	District Municipality	Latitude	Longitude	Project Leader	Social Partners
EMBEKWENI JUNIOR PRIMARY SCHOOL	MINOR REPAIRS TO THE EXISTING SCHOOL	444,925	-	-	Buffalo City Metropolitan Municipality	-32.9273170	27.6674610	M. Mduba	DOE
EMERGENCY TOILETS	Provision of Sanitation	3,600,000	-	-	EC WHOLE	-32.917805	41.3898330	M. Mduba	DOE
EMGWALANA SENIOR PRIMARY SCHOOL	2 Watertanks	29,600	-	-	Chris Hani District Municipality	-31.6274000	27.8507567	M. Mduba	DOE
EMHLANGA PRIMARY SCHOOL	2 Watertanks	29,600	-	-	Alfred Nzo District Municipality	-30.8539983	29.8863067	M. Mduba	DOE
EMHLANGENI PRIMARY SCHOOL	Fencing and Gates (2x Pedestrian, 2x double swing, 1 x double slide)	1,829,677	-	-	Amathole District Municipality	-32.5749083	26.7114950	M. Mduba	DOE
EMIZAMOYETHU SENIOR SECONDARY SCHOOL	Provision of 2 prefabricated classrooms	900,000	-	-	Chris Hani District Municipality	-31.8314250	28.2209410	M. Mduba	DOE
EMIZAMOYETHU SENIOR SECONDARY SCHOOL	Fencing and Gates (2x Pedestrian, 2x double swing, 1 x double slide)	71,511	-	-	Chris Hani District Municipality	-31.8314250	28.2209410	M. Mduba	DOE
EMJIKWENI JUNIOR SECONDARY SCHOOL	2 Watertanks	29,600	-	-	O.R.Tambo District Municipality	-31.2007810	28.7999130	M. Mduba	DOE
EMKANZI PRIMARY JUNIOR SCHOOL	2 Watertanks	29,600	-	-	Chris Hani District Municipality	-31.6677820	27.9262080	M. Mduba	DOE
EMMANGWENI PRIMARY SCHOOL	3 classrooms roof covering damaged. Ablution roof sheeting missing	680,337	-	-	Amathole District Municipality	-32.7696150	27.1476367	M. Mduba	DOE
EMMANGWENI PRIMARY SCHOOL	2 Watertanks	29,600	-	-	Amathole District Municipality	-32.7696150	27.1476367	M. Mduba	DOE
EMMIET MAHONGA JUNIOR PRIMARY SCHOOL	4 Watertanks	55,200	-	-	Chris Hani District Municipality	-31.9766200	27.0510450	M. Mduba	DOE
EMPUMALANGA PRIMARY SCHOOL	Flush toilets Maintenance	200,000	-	-	Nelson Mandela Bay Metropolitan Municipality	-33.8026383	25.5775517	M. Mduba	DOE
EMQHAPHINI JUNIOR SECONDARY SCHOOL	Flush toilets Maintenance	200,000	-	-	Amathole District Municipality	-32.2983740	28.2137240	M. Mduba	DOE
EMYEZWENI JUNIOR SECONDARY SCHOOL	MINOR REPAIRS TO THE EXISTING SCHOOL	900,000	-	-	O.R.Tambo District Municipality	-31.2884417	29.5027867	M. Mduba	DOE
EMZOMNCANE PRIMARY SCHOOL	Fencing and Gates (2x Pedestrian, 2x double swing, 1 x double slide)	567,071	-	-	Nelson Mandela Bay	-33.8668070	25.5779110	M. Mduba	DOE



Object Name	Project Scope (Scope including no.of units)	2023/24	2024/25	2025/26	District Municipality	Latitude	Longitude	Project Leader	Social Partners
ENDUKU PRIMARY JUNIOR SCHOOL	Additional prefabs	1, 150, 106	-	-	Metropolitan Municipality	-31.7468980	28.0225570	M. Mduba	DOE
ENCOBO VILLAGE SENIOR SECONDARY SCHOOL	Flush toilets Maintenance	200,000	-	-	Chris Hani District Municipality	-31.6726420	27.9937810	M. Mduba	DOE
ENOCH SONTONGA SENIOR SECONDARY SCHOOL	4 Watertanks	55,200	-	-	Buffalo City Metropolitan Municipality	-32.9150030	27.5072340	M. Mduba	DOE
ENTSIMEKWENI JUNIOR SECONDARY SCHOOL	2 Watertanks	29,600	-	-	Joe Gqabi District Municipality	-30.6171067	27.2030483	M. Mduba	DOE
ENYANISWENI SENIOR SECONDARY SCHOOL	4 Watertanks	55,200	-	-	Alfred Nzo District Municipality	-30.8968210	29.7913220	M. Mduba	DOE
EPWP	EPWP	3,162,000	-	-	EC WHOLE	-32.917805	41.3898330	M. Mduba	DOE
ESIDWADWENI PRIMARY SCHOOL	Provision of New VIP Toilets and water tanks	764,212	-	-	O.R.Tambo District Municipality	-31.3649600	28.8355567	M. Mduba	DOE
ESIKOBENI PRIMARY JUNIOR SCHOOL	2 Watertanks	29,600	-	-	O.R.Tambo District Municipality	-31.6428810	28.5569410	M. Mduba	DOE
ESIKWAYINI JUNIOR SECONDARY SCHOOL	2 Watertanks	29,600	-	-	O.R.Tambo District Municipality	-30.9680160	28.8337090	M. Mduba	DOE
ESITOFINI SENIOR PRIMARY SCHOOL	2 Watertanks	29,600	-	-	Alfred Nzo District Municipality	-30.9331000	29.8183600	M. Mduba	DOE
ETALENI SENIOR PRIMARY SCHOOL	2 Watertanks	29,600	-	-	Alfred Nzo District Municipality	-30.7056300	29.6860533	M. Mduba	DOE
ETHEMBENI ENRICHMENT CENTRE	4 Watertanks	55,200	-	-	Nelson Mandela Bay Metropolitan Municipality	-33.9516283	25.6049817	M. Mduba	DOE
ETHEMBENI SECONDARY SCHOOL	Flush toilets Maintenance	200,000	-	-	Joe Gqabi District Municipality	-31.0068000	26.3343000	M. Mduba	DOE
ETHRIDGE JUNIOR SECONDARY SCHOOL	Flush toilets Maintenance	200,000	-	-	Alfred Nzo District Municipality	-30.9130860	29.9731400	M. Mduba	DOE
ETWA JUNIOR SECONDARY SCHOOL	2 Watertanks	29,600	-	-	O.R.Tambo District Municipality	-30.8865483	28.6929817	M. Mduba	DOE



Object Name	Project Scope (Scope including no.of units)	2023/24	2024/25	2025/26	District Municipality	Latitude	Longitude	Project Leader	Social Partners
ETYENI JUNIOR SECONDARY SCHOOL	2 Watertanks	29,600	-	-	Joe Gqabi District Municipality	-30.9004183	28.5480883	M. Mduba	DOE
EXAM MARKING CENTRES	Non Infrastructure	9,875,639	-	-	EC WHOLE	-32.917805	41.3898330	M. Mduba	DOE
EXCELSIOR SCHOOL	MINOR REPAIRS TO THE EXISTING SCHOOL	444,925	-	-	O.R.Tambo District Municipality	-31.5628230	28.7854040	M. Mduba	DOE
EXCELSIOR SCHOOL	Flush toilets Maintenance	200,000	-	-	O.R.Tambo District Municipality	-31.5628230	28.7854040	M. Mduba	DOE
EZINGCUKA HIGH SCHOOL	MINOR REPAIRS TO THE EXISTING SCHOOL	900,000	-	-	Amathole District Municipality	-32.4278917	28.4576706	M. Mduba	DOE
EZIZYANENI JUNIOR SECONDARY SCHOOL	Disaster Maintenance	1,000,000	-	-	Alfred Nzo District Municipality	-30.8728590	29.7313930	M. Mduba	DOE
FAIRFIELD JUNIOR SECONDARY SCHOOL	4 Watertanks	55,200	-	-	O.R.Tambo District Municipality	-31.5604650	28.7007350	M. Mduba	DOE
FESTILE SOGA PRIMARY SCHOOL	2 Watertanks	29,600	-	-	Amathole District Municipality	-32.6940983	26.8727583	M. Mduba	DOE
FEZEKA PRIMARY SCHOOL	Fencing and Gates (2x Pedestrian, 2x double swing, 1 x double slide)	124,372	-	-	Amathole District Municipality	-33.1988183	27.1061567	M. Mduba	DOE
FEZIWE PRIMARY SCHOOL	Provision of New VIP Toilets and water tanks	603,170	-	-	Buffalo City Metropolitan Municipality	-33.0025783	27.5688583	M. Mduba	DOE
FIKIZOLO PUBLIC PRIMARY SCHOOL	Flush toilets Maintenance	200,000	-	-	Sarah Baartman District Municipality	-33.3045970	26.5498490	M. Mduba	DOE
FIKIZOLO PUBLIC PRIMARY SCHOOL	4 Watertanks	55,200	-	-	Sarah Baartman District Municipality	-33.3045970	26.5498490	M. Mduba	DOE
FLAGSTAFF SENIOR SECONDARY SCHOOL	Disaster Maintenance	1,000,000	-	-	O.R.Tambo District Municipality	-31.1005290	29.4935540	M. Mduba	DOE
FLAGSTAFF SENIOR SECONDARY SCHOOL	4 Watertanks	55,200	-	-	O.R.Tambo District Municipality	-31.1005290	29.4935540	M. Mduba	DOE
FLORADALE FARM SCHOOL	Prefabs and Support Structures	10,000	-	-	Buffalo City Metropolitan Municipality	-32.9544890	27.9249910	M. Mduba	DOE



Object Name	Project Scope (Scope including no.of units)	2023/24	2024/25	2025/26	District Municipality	Latitude	Longitude	Project Leader	Social Partners
FORT WARWICK FARM SCHOOL	Prefabs and Support Structures	10,000	-	-	Buffalo City Metropolitan Municipality	-32.6797633	28.0948450	M. Mduba	DOE
FREEMANTLE AGRICULTURAL SCHOOL	MINOR REPAIRS TO THE EXISTING SCHOOL	444,925	-	-	Chris Hani District Municipality	-31.7089380	27.1889520	M. Mduba	DOE
FULINZIMA JUNIOR PRIMARY SCHOOL	2 Watertanks	29,600	-	-	O.R.Tambo District Municipality	-31.7201317	28.4462317	M. Mduba	DOE
FUNDA HIGH SCHOOL	Flush toilets Maintenance	200,000	-	-	Chris Hani District Municipality	-32.1737622	26.7771313	M. Mduba	DOE
FUNDANI HIGH SCHOOL	Flush toilets Maintenance	200,000	-	-	Amathole District Municipality	-32.2901320	27.1561690	M. Mduba	DOE
FUNDANI SENIOR PRIMARY SCHOOL	2 Watertanks	29,600	-	-	O.R.Tambo District Municipality	-31.6890617	28.8643050	M. Mduba	DOE
Funulwazi Preschool	Minor maintenance on ECD Centres	-	524,789	-	Amathole District Municipality	-32.917805	41.3898330	M. Mduba	DOE
GANGATA JUNIOR SECONDARY SCHOOL	Provision of New VIP Toilets and water tanks	699,699	-	-	O.R.Tambo District Municipality	-31.4096783	28.8800817	M. Mduba	DOE
GANYA JUNIOR SECONDARY SCHOOL	2 Watertanks	29,600	-	-	Chris Hani District Municipality	-31.9341417	28.0937400	M. Mduba	DOE
GARRETT PUBLIC PRIMARY SCHOOL	Fencing and Gates (2x Pedestrian, 2x double swing, 1 x double slide)	373,402	-	-	Nelson Mandela Bay Metropolitan Municipality	-33.8664670	25.5581570	M. Mduba	DOE
GASA JUNIOR SECONDARY SCHOOL	4 Watertanks	55,200	-	-	O.R.Tambo District Municipality	-31.8619390	28.6760230	M. Mduba	DOE
GCINA JUNIOR SECONDARY SCHOOL	Provision of New VIP Toilets and water tanks	681,178	-	-	Chris Hani District Municipality	-31.7975900	26.8941000	M. Mduba	DOE
GCINA JUNIOR SECONDARY SCHOOL	2 Watertanks	29,600	-	-	Chris Hani District Municipality	-31.7975900	26.8941000	M. Mduba	DOE
GCINIBANDLA SENIOR PRIMARY SCHOOL	Fencing and Gates (2x Pedestrian, 2x double swing, 1 x double slide)	71,847	-	-	O.R.Tambo District Municipality	-31.5173900	29.3181980	M. Mduba	DOE
GCINIBANDLA SENIOR PRIMARY SCHOOL (Replaced Mabalengwe SSS)	MINOR REPAIRS TO THE EXISTING SCHOOL	444,925	-	-	O.R.Tambo District Municipality	-31.5173900	29.3181980	M. Mduba	DOE



Object Name	Project Scope (Scope including no. of units)	2023/24	2024/25	2025/26	District Municipality	Latitude	Longitude	Project Leader	Social Partners
GCISA SENIOR SECONDARY SCHOOL	4 Watertanks	55,200	-	-	O.R.Tambo District Municipality	-31.3702870	28.7224120	M. Mduba	DOE
GOBANI INTERMEDIATE PRIMARY SCHOOL	4 classrooms roof sheeting damaged	849,414	-	-	Buffalo City Metropolitan Municipality	-32.9662950	27.8845080	M. Mduba	DOE
GECELO JUNIOR PRIMARY SCHOOL	2 Watertanks	29,600	-	-	Alfred Nzo District Municipality	-30.8222850	29.8470583	M. Mduba	DOE
GELVANDALE SENIOR SECONDARY SCHOOL	MINOR REPAIRS TO THE EXISTING SCHOOL	444,925	-	-	Nelson Mandela Bay Metropolitan Municipality	-33.9100070	25.5555660	M. Mduba	DOE
GENERAL MAQHUTYANA TECHNICAL HIGH SCHOOL	4 Watertanks	55,200	-	-	O.R.Tambo District Municipality	-31.1839000	28.8758000	M. Mduba	DOE
GENGQE JUNIOR SECONDARY SCHOOL	4 Watertanks	55,200	-	-	O.R.Tambo District Municipality	-31.9002050	28.6983270	M. Mduba	DOE
GENGQE SENIOR SECONDARY SCHOOL	4 Watertanks	55,200	-	-	O.R.Tambo District Municipality	-31.9006680	28.6960630	M. Mduba	DOE
GEORGE DICKERSON PRIMARY SCHOOL	4 Watertanks	55,200	-	-	Sarah Baartman District Municipality	-33.3019000	26.5361000	M. Mduba	DOE
GEORGE NTANTA JUNIOR SECONDARY SCHOOL	Provision of New VIP Toilets and water tanks	759,921	-	-	O.R.Tambo District Municipality	-31.1236467	29.6519167	M. Mduba	DOE
GIAMA CONDITION ASSESSMENTS	Condition Assessments in various schools	40,000,000	-	-	EC WHOLE	-32.917805	41.3898330	M. Mduba	DOE
GILBERT XUZA JUNIOR PRIMARY SCHOOL	MINOR REPAIRS TO THE EXISTING SCHOOL	444,925	-	-	Sarah Baartman District Municipality	-32.7262930	25.5976930	M. Mduba	DOE
GIRDWOOD JUNIOR SECONDARY SCHOOL	2 Watertanks	29,600	-	-	Amathole District Municipality	-32.1573630	27.8566910	M. Mduba	DOE
GRAAFF-REINET PRIMARY SCHOOL	Fencing and Gates (2x Pedestrian, 2x double swing, 1 x double slide)	85,222	-	-	Sarah Baartman District Municipality	-32.2842850	24.5637540	M. Mduba	DOE
GRAHAMSTOWN AMASANGO CAREER SCHOOL	Prefabs	12,227,329	2,000,000	-	Buffalo City Metropolitan Municipality	-33.3746600	26.5341000	M. Mduba	DOE
GRAHAMSTOWN CMC	Flush toilets Maintenance	200,000	-	-	Sarah Baartman	-32.917805	41.3898330	M. Mduba	DOE



Object Name	Project Scope (Scope including no.of units)	2023/24	2024/25	2025/26	District Municipality	Latitude	Longitude	Project Leader	Social Partners
GRAHAMSTOWN PRIMARY SCHOOL	2 Water tanks	29,600	-	-	Sarah Baartman District Municipality	-33.2955540	26.5376000	M. Mduba	DOE
GRASLAAGTE PRIMARY SCHOOL	MINOR REPAIRS TO THE EXISTING SCHOOL	444,925	-	-	Sarah Baartman District Municipality	-34.0220610	24.7465850	M. Mduba	DOE
GRASLAAGTE PRIMARY SCHOOL	Flush toilets Maintenance	200,000	-	-	Sarah Baartman District Municipality	-34.0220610	24.7465850	M. Mduba	DOE
GREENVILLE PRIMARY SCHOOL	Flush toilets Maintenance	200,000	-	-	Nelson Mandela Bay Metropolitan Municipality	-33.8713890	25.5015860	M. Mduba	DOE
GREENVILLE PRIMARY SCHOOL	4 Water tanks	55,200	-	-	Nelson Mandela Bay Metropolitan Municipality	-33.8713890	25.5015860	M. Mduba	DOE
GREENVILLE PRIMARY SCHOOL	4 Water tanks	55,200	-	-	Nelson Mandela Bay Metropolitan Municipality	-33.8713890	25.5015860	M. Mduba	DOE
GREENVILLE PRIMARY SCHOOL	Urgent repairs	-	-	-	Nelson Mandela Bay Metropolitan Municipality	-33.8713890	25.5015860	M. Mduba	DOE
GREENVILLE SENIOR SECONDARY SCHOOL	Flush toilets Maintenance	200,000	-	-	Alfred Nzo District Municipality	-30.9207990	30.1002070	M. Mduba	DOE
GRIFFITHS SENIOR PRIMARY SCHOOL	Disaster Maintenance	1,000,000	-	-	O.R.Tambo District Municipality	-31.4242683	28.8787583	M. Mduba	DOE
GUATA JUNIOR SECONDARY SCHOOL	Provision of New VIP Toilets and water tanks	480,176	-	-	Chris Hani District Municipality	-31.5279233	27.6548700	M. Mduba	DOE
GUATA JUNIOR SECONDARY SCHOOL	MINOR REPAIRS TO THE EXISTING SCHOOL	444,925	-	-	Chris Hani District Municipality	-31.5279233	27.6548700	M. Mduba	DOE
GUATA JUNIOR SECONDARY SCHOOL	2 Water tanks	29,600	-	-	Chris Hani District Municipality	-31.5279233	27.6548700	M. Mduba	DOE
GUBEVU PRIMARY SCHOOL	Fencing and Gates (2x Pedestrian, 2x double swing, 1 x double slide)	1,829,677	-	-	Amathole District Municipality	-32.1196650	28.1082550	M. Mduba	DOE



Object Name	Project Scope (Scope including no.of units)	2023/24	2024/25	2025/26	District Municipality	Latitude	Longitude	Project Leader	Social Partners
GUMZANA SENIOR SECONDARY SCHOOL	Fencing and Gates (2x Pedestrian, 2x double swing, 1 x double slide)	402,039	-	-	Alfred Nzo District Municipality	-31.0170500	29.9804250	M. Mduba	DOE
GUNJANA PRIMARY SCHOOL	2 Watertanks	29,600	-	-	O.R.Tambo District Municipality	-31.8077583	28.4285417	M. Mduba	DOE
GUQA PRIMARY SCHOOL	Provision of New VIP Toilets and water tanks	428,086	-	-	Alfred Nzo District Municipality	-30.8128817	29.8731300	M. Mduba	DOE
GWADANA SENIOR SECONDARY SCHOOL	2 Watertanks	29,600	-	-	Amathole District Municipality	-32.2154140	28.2923800	M. Mduba	DOE
GWEBINDLALA SENIOR SECONDARY SCHOOL	Disaster Maintenance	1,000,000	-	-	Alfred Nzo District Municipality	-30.8645280	29.4487510	M. Mduba	DOE
GWEBITYALA SENIOR SECONDARY SCHOOL	Demolish the existing ablution block, refurbish existing ablution ablutions; refurbish the existing temporary structures, build new 43 classrooms; admin block, nutrition centre including dining, computer lab, library, multipurpose classroom, science lab and external works	834,128	-	-	Amathole District Municipality	-32.0344333	28.9851750	M. Mduba	DOE
GXOJANA JUNIOR SECONDARY SCHOOL	Provision of New VIP Toilets and water tanks	654,438	-	-	Amathole District Municipality	-32.2852610	27.7922280	M. Mduba	DOE
HAMBURG PRIMARY SCHOOL	Flush toilets Maintenance	200,000	-	-	Amathole District Municipality	-33.2974360	27.4460300	M. Mduba	DOE
HAMBURG PRIMARY SCHOOL (Replaced NDLOVINI PS)	MINOR REPAIRS TO THE EXISTING SCHOOL	444,925	-	-	Amathole District Municipality	-33.2974360	27.4460300	M. Mduba	DOE
HARDENBERG JUNIOR SECONDARY SCHOOL	MINOR REPAIRS TO THE EXISTING SCHOOL	444,925	-	-	Alfred Nzo District Municipality	-30.2560100	28.7955760	M. Mduba	DOE
HEALDTOWN COMPREHENSIVE SCHOOL (Phase III)	Z- Shaped Building : Existing Building renovated to accommodate 172 learners with ablutions. Can be modified to include teachers accommodation; - Existing Building renovated to provide Kitchen and Dining Facilities for Learners; Completely new Building for Laundry facilities; Completely New Building for Refuse facilities; Existing Building to accommodate Lounge area. Can be modified for alternative use; Completely New Building to	20,026,685	53,414,470	13,439,253	Amathole District Municipality	-32.7320892	26.7042776	M. Mduba	DOE



Project Name	Project Scope (Scope including no. of units)	2023/24	2024/25	2025/26	District Municipality	Latitude	Longitude	Project Leader	Social Partners
HECTOR PETERSEN HIGH SCHOOL	accommodate Pump; Completely New Building to accommodate back-up generator. Flush toilets Maintenance	200,000	-	-	Buffalo City Metropolitan Municipality	-32.9223500	27.4271300	M. Mduba	DOE
HENDRIK KANISE COMBINED SCHOOL	Flush toilets Maintenance	200,000	-	-	Sarah Baartman District Municipality	-33.3202600	26.0987530	M. Mduba	DOE
HENDRIK KANISE COMBINED SCHOOL	4 Watertanks	55,200	-	-	Sarah Baartman District Municipality	-33.3202600	26.0987530	M. Mduba	DOE
HERTZOG PRIMARY SCHOOL	Flush toilets Maintenance	200,000	-	-	Amathole District Municipality	-32.5769500	26.7183083	M. Mduba	DOE
HH MAJIZA SENIOR SECONDARY SCHOOL	1 classroom section of roof damaged, possible asbestos. Administration building 90% of roof ripped off	882,714	-	-	Amathole District Municipality	-32.7720470	27.0541420	M. Mduba	DOE
Hilcrest Day care Centre	Minor maintenance on ECD Centres	-	609,742	-	Amathole District Municipality	-32.917805	41.3898330	M. Mduba	DOE
HILLCREST PRIMARY SCHOOL	4 Watertanks	55,200	-	-	Nelson Mandela Bay Metropolitan Municipality	-33.9043530	25.5450930	M. Mduba	DOE
HILLSIDE SENIOR SECONDARY SCHOOL	4 Watertanks	55,200	-	-	Nelson Mandela Bay Metropolitan Municipality	-33.8998670	25.5403720	M. Mduba	DOE
HILLVIEW PRIMARY SCHOOL	Provision of 2 prefabricated classrooms	900,000	-	-	Chris Hani District Municipality	-31.3342550	27.8374933	M. Mduba	DOE
HILLVIEW PRIMARY SCHOOL	Flush toilets Maintenance	200,000	-	-	Chris Hani District Municipality	-31.3342550	27.8374933	M. Mduba	DOE
HILLVIEW PRIMARY SCHOOL	4 Watertanks	55,200	-	-	Chris Hani District Municipality	-31.3342550	27.8374933	M. Mduba	DOE
HLAMVANA JUNIOR SECONDARY SCHOOL	Disaster Maintenance	1,000,000	-	-	O.R.Tambo District Municipality	-31.6570930	29.4205550	M. Mduba	DOE
HLOKOMA SENIOR SECONDARY SCHOOL	Fencing and Gates (2x Pedestrian, 2x double swing, 1 x double slide)	114,743	-	-	Buffalo City Metropolitan Municipality	-32.9331000	27.7525000	M. Mduba	DOE



Object Name	Project Scope (Scope including no.of units)	2023/24	2024/25	2025/26	District Municipality	Latitude	Longitude	Project Leader	Social Partners
HLOSINI PRIMARY SCHOOL	2 Watertanks	29,600	-	-	Amathole District Municipality	-33.1231650	27.0828630	M. Mduba	DOE
HLWAHLWAZI JUNIOR SECONDARY SCHOOL	6 classroom roof covering blown away.	597,898	-	-	O.R.Tambo District Municipality	-31.1500180	29.6374450	M. Mduba	DOE
HORTON PRIMARY SCHOOL	2 Watertanks	29,600	-	-	Amathole District Municipality	-33.1094000	27.0218000	M. Mduba	DOE
HR Strategy Office Capacitation (COE)	HR Strategy Office Capacitation (COE)	31,360,621	31,360,621	31,360,621	EC WHOLE	-32.917805	41.3898330	M. Mduba	DOE
HR Strategy Office Capacitation (S&T)	HR Strategy Office Capacitation (S&T)	11,029,029	11,029,029	11,029,029	EC WHOLE	-32.917805	41.3898330	M. Mduba	DOE
IKAMVA LESIZWE PUBLIC SCHOOL	Flush toilets Maintenance	200,000	-	-	Sarah Baartman District Municipality	-33.6767767	26.6649967	M. Mduba	DOE
IKAMVA LESIZWE PUBLIC SCHOOL	4 Watertanks	55,200	-	-	Sarah Baartman District Municipality	-33.6767767	26.6649967	M. Mduba	DOE
IKHWEZI TECHNICAL SKILL CENTRE	Flush toilets Maintenance	200,000	-	-	O.R.Tambo District Municipality	-31.6124060	28.7974420	M. Mduba	DOE
IKHWEZI TECHNICAL SKILL CENTRE	Fencing and Gates (2x Pedestrian, 2x double swing, 1 x double slide)	103,661	-	-	O.R.Tambo District Municipality	-31.6124060	28.7974420	M. Mduba	DOE
IKWEZI SECONDARY SCHOOL	Fencing and Gates (2x Pedestrian, 2x double swing, 1 x double slide)	511,497	-	-	Chris Hani District Municipality	-32.1079590	26.5640910	M. Mduba	DOE
ILINGELABANTU PRIMARY SCHOOL	Provision of 2 prefabricated classrooms	900,000	-	-	Amathole District Municipality	-32.7699000	26.6461033	M. Mduba	DOE
Ilitha Creche	Renovations (Ceiling, paint & floors) and fence	348,344	-	-	Alfred Nzo District Municipality	-31,1162	30.0811000	M. Mduba	DOE
IMFOLOZI JUNIOR SECONDARY SCHOOL	4 Watertanks	55,200	-	-	Alfred Nzo District Municipality	-30.9871717	30.0316017	M. Mduba	DOE
IMFUNKEKO YELITHA PS	Flush toilets Maintenance	200,000	-	-	Sarah Baartman District Municipality	-32.8906000	27.5324000	M. Mduba	DOE
IMINGCANGATHELO HIGH SCHOOL	Provision of 2 prefabricated classrooms	622,454	-	-	Amathole District Municipality	-32.7530070	26.8592670	M. Mduba	DOE



Object Name	Project Scope (Scope including no.of units)	2023/24	2024/25	2025/26	District Municipality	Latitude	Longitude	Project Leader	Social Partners
IMINGCANGATHELO HIGH SCHOOL	Flush toilets Maintenance	200,000	-	-	Amathole District Municipality	-32.7530070	26.8592670	M. Mduba	DOE
IMPEY SIWISA HIGH SCHOOL	4 Watertanks	55,200	-	-	Amathole District Municipality	-32.917805	41.3898330	M. Mduba	DOE
IMVISISWANO PRIMARY SCHOOL	Flush toilets Maintenance	200,000	-	-	Amathole District Municipality	-32.7559200	26.6367000	M. Mduba	DOE
INYIBABA PUBLIC SECONDARY SCHOOL	3 classrooms roof partly blown off. Consequential damage to 15 classrooms due to flying debris. Un-used buildings (2 blocks) vandalised.	360,373	-	-	Amathole District Municipality	-32.7662000	26.6523100	M. Mduba	DOE
ISIBANE PRIMARY SCHOOL	Fencing and Gates (2x Pedestrian, 2x double swing, 1 x double slide)	58,382	-	-	Sarah Baartman District Municipality	-32.2459340	24.5445950	M. Mduba	DOE
ITHEMBELIHLE COMPREHENSIVE HS	MINOR REPAIRS TO THE EXISTING SCHOOL	444,925	-	-	Nelson Mandela Bay Metropolitan Municipality	-33.9021667	25.5845100	M. Mduba	DOE
IXOPO JUNIOR SECONDARY SCHOOL	Fencing and Gates (2x Pedestrian, 2x double swing, 1 x double slide)	74,137	-	-	Alfred Nzo District Municipality	-31.1447270	29.2293160	M. Mduba	DOE
IZAGWITYI PRIMARY SCHOOL	Fencing and Gates (2x Pedestrian, 2x double swing, 1 x double slide)	77,613	-	-	Amathole District Municipality	-32.3044417	28.1021200	M. Mduba	DOE
IZWELETHU SENIOR PRIMARY SCHOOL	2 Watertanks	29,600	-	-	Alfred Nzo District Municipality	-30.9580083	30.0319233	M. Mduba	DOE
J A CALATA SECONDARY SCHOOL	General building works, improve stormwater drainage & sewage reticulation layout, repair plumbing works to ablutions.	7,205,253	2,000,000	-	Chris Hani District Municipality	-32.1794667	25.6408433	M. Mduba	DOE
JABAVU HIGH SCHOOL	Fencing and Gates (2x Pedestrian, 2x double swing, 1 x double slide)	96,019	-	-	Amathole District Municipality	-32.7731000	26.8546000	M. Mduba	DOE
JALISA PRIMARY JUNIOR SCHOOL	MINOR REPAIRS TO THE EXISTING SCHOOL	900,000	-	-	Chris Hani District Municipality	-31.4944717	28.2888167	M. Mduba	DOE
JAMES KOBII JUNIOR SECONDARY SCHOOL	Fencing and Gates (2x Pedestrian, 2x double swing, 1 x double slide)	79,136	-	-	O.R.Tambo District Municipality	-31.5654560	28.7918660	M. Mduba	DOE
JIBA SENIOR SECONDARY SCHOOL	MINOR REPAIRS TO THE EXISTING SCHOOL	900,000	-	-	O.R.Tambo District Municipality	-31.3032267	29.2657800	M. Mduba	DOE



Object Name	Project Scope (Scope including no.of units)	2023/24	2024/25	2025/26	District Municipality	Latitude	Longitude	Project Leader	Social Partners
JIKINDABA SENIOR SECONDARY SCHOOL	MINOR REPAIRS TO THE EXISTING SCHOOL	900,000	-	-	O.R.Tambo District Municipality	-31.1982050	29.7156880	M. Mduba	DOE
JIKINDABA SENIOR SECONDARY SCHOOL	4 Watertanks	55,200	-	-	O.R.Tambo District Municipality	-31.1982050	29.7156880	M. Mduba	DOE
JOE GQABI DISTRICT OFFICE	Prefabs	1,000,000	-	-	Joe Gqabi District Municipality	-32.917805	41.3898330	M. Mduba	DOE
JOE GQABI SENIOR SECONDARY SCHOOL	New classrooms and support spaces, MPC, Science Lab, Library, Computer Lab, Nutrition block, admin block, learner and staff toilets, walkways, Fencing, Electricity tanks and tank stands.	15,000,000	25,000,000	-	Joe Gqabi District Municipality	-30.7091936	26.7009296	M. Mduba	DOE
JOE GQABI SENIOR SECONDARY SCHOOL	Provision of New VIP Toilets and water tanks	406,734	-	-	O.R.Tambo District Municipality	-32.917805	41.3898330	M. Mduba	DOE
JOE GQABI SENIOR SECONDARY SCHOOL (Replaced ALHEIT VAN DER MERWE)	Fencing and Gates (2x Pedestrian, 2x double swing, 1 x double slide)	219,346	-	-	Joe Gqabi District Municipality	-30.6991833	26.6963783	M. Mduba	DOE
JOE SLOVO PS	Flush toilets Maintenance	200,000	-	-	Chris Hanani District Municipality	-32.917805	41.3898330	M. Mduba	DOE
JOHN BISSEKER SENIOR SECONDARY SCHOOL	Fencing and Gates (2x Pedestrian, 2x double swing, 1 x double slide)	1,829,677	-	-	Buffalo City Metropolitan Municipality	-33.0158670	27.8839290	M. Mduba	DOE
JOHN MASIZA INTERMEDIATE SCHOOL	Fencing and Gates (2x Pedestrian, 2x double swing, 1 x double slide)	691,330	-	-	Nelson Mandela Bay Metropolitan Municipality	-33.9900000	25.5878200	M. Mduba	DOE
JOHN MASIZA INTERMEDIATE SCHOOL	4 Watertanks	55,200	-	-	Nelson Mandela Bay Metropolitan Municipality	-33.9900000	25.5878200	M. Mduba	DOE
JOHN NOAH HIGH SCHOOL	Flush toilets Maintenance	200,000	-	-	Chris Hanani District Municipality	-31.9237700	26.8550167	M. Mduba	DOE
JOHN WALTON SENIOR SECONDARY SCHOOL	MINOR REPAIRS TO THE EXISTING SCHOOL	444,925	-	-	Nelson Mandela Bay Metropolitan Municipality	-33.7353467	25.3795017	M. Mduba	DOE
JOHNSON NQONQOZA SENIOR SECONDARY SCHOOL	Flush toilets Maintenance	200,000	-	-	Sarah Baartman District Municipality	-32.7265430	25.6065960	M. Mduba	DOE



Object Name	Project Scope (Scope including no.of units)	2023/24	2024/25	2025/26	District Municipality	Latitude	Longitude	Project Leader	Social Partners
JOJO SENIOR SECONDARY SCHOOL	MINOR REPAIRS TO THE EXISTING SCHOOL	444,925	-	-	Alfred Nzo District Municipality	-30.7398950	29.4247050	M. Mduba	DOE
JOJWENI PRIMARY SCHOOL	2 Watertanks	29,600	-	-	Buffalo City Metropolitan Municipality	-33.1813833	27.4447183	M. Mduba	DOE
JONGILANGA SENIOR SECONDARY SCHOOL	Fencing and Gates (2x Pedestrian, 2x double swing, 1 x double slide)	1,829,677	-	-	Amathole District Municipality	-31.9975017	28.2941600	M. Mduba	DOE
JONGILIZWE SENIOR SECONDARY SCHOOL	MINOR REPAIRS TO THE EXISTING SCHOOL	444,925	-	-	Amathole District Municipality	-32.4466000	27.9924000	M. Mduba	DOE
JONGILIZWE SENIOR SECONDARY SCHOOL	Flush toilets Maintenance	200,000	-	-	O.R.Tambo District Municipality	-31.2903217	28.7558533	M. Mduba	DOE
JONGILIZWE SENIOR SECONDARY SCHOOL	Fencing and Gates (2x Pedestrian, 2x double swing, 1 x double slide)	131,589	-	-	O.R.Tambo District Municipality	-31.2903217	28.7558533	M. Mduba	DOE
JONGIMISHINI SENIOR PRIMARY SCHOOL	Storm Water Disasters	3,690,746	-	-	Chris Hani District Municipality	-32.0069367	27.7736650	M. Mduba	DOE
JONGINTABA JUNIOR SECONDARY SCHOOL	Fencing and Gates (2x Pedestrian, 2x double swing, 1 x double slide)	53,296	-	-	Amathole District Municipality	-32.2631570	28.4866690	M. Mduba	DOE
JONGULWANDLE JUNIOR SECONDARY SCHOOL	Disaster Maintenance	279,667	-	-	Chris Hani District Municipality	-31.9590867	27.5119800	M. Mduba	DOE
K K NCWANA PUBLIC SCHOOL	Flush toilets Maintenance	200,000	-	-	Nelson Mandela Bay Metropolitan Municipality	-32.917805	41.3898330	M. Mduba	DOE
K T MCHASA SENIOR SECONDARY SCHOOL	MINOR REPAIRS TO THE EXISTING SCHOOL	444,925	-	-	O.R.Tambo District Municipality	-31.4026833	28.8461650	M. Mduba	DOE
KAMA HIGH SCHOOL	MINOR REPAIRS TO THE EXISTING SCHOOL	444,925	-	-	Amathole District Municipality	-32.8259650	26.9858690	M. Mduba	DOE
KAREEFONTEIN PRIMARY SCHOOL	Flush toilets Maintenance	200,000	-	-	Joe Gqabi District Municipality	-30.7652340	25.7954020	M. Mduba	DOE
KENNERSLEY PRIMARY SCHOOL	Flush toilets Maintenance	200,000	-	-	Alfred Nzo District Municipality	-30.3878350	29.0438833	M. Mduba	DOE
KHALENI SENIOR PRIMARY SCHOOL	8 Classroom roofs badly damaged	274,061	-	-	Alfred Nzo District Municipality	-30.8223867	29.8075100	M. Mduba	DOE



Object Name	Project Scope (Scope including no.of units)	2023/24	2024/25	2025/26	District Municipality	Latitude	Longitude	Project Leader	Social Partners
KHALENI SENIOR PRIMARY SCHOOL	4 Watertanks	55,200	-	-	Alfred Nzo District Municipality	-30.8223867	29.8075100	M. Mduba	DOE
KHANYA SENIOR SECONDARY SCHOOL	Provision of 2 prefabricated classrooms	626,372	-	-	Joe Gqabi District Municipality	-30.5843070	28.3468990	M. Mduba	DOE
KHANYA SENIOR SECONDARY SCHOOL	4 Watertanks	55,200	-	-	Joe Gqabi District Municipality	-30.5843070	28.3468990	M. Mduba	DOE
KHANYA-NALEDI	Flush toilets Maintenance	200,000	-	-	Alfred Nzo District Municipality	-30.3254650	28.8094517	M. Mduba	DOE
Khanyo ECD Centre	Minor maintenance on ECD Centres	-	537,417	-	Alfred Nzo District Municipality	-32.917805	41.3898330	M. Mduba	DOE
KHASHULE PRIMARY SCHOOL	Disaster Maintenance	1,000,000	-	-	Alfred Nzo District Municipality	-30.2065100	28.8835960	M. Mduba	DOE
KHAYAKHULU PRIMARY SCHOOL	Fencing and Gates (2x Pedestrian, 2x double swing, 1 x double slide)	1,829,677	-	-	Sarah Baartman District Municipality	-33.4457850	25.9753533	M. Mduba	DOE
KHAYAKHULU PRIMARY SCHOOL	MINOR REPAIRS TO THE EXISTING SCHOOL	444,925	-	-	Sarah Baartman District Municipality	-33.4457850	25.9753533	M. Mduba	DOE
KHAYAKHULU PRIMARY SCHOOL	Flush toilets Maintenance	200,000	-	-	Sarah Baartman District Municipality	-33.4457850	25.9753533	M. Mduba	DOE
KHAYAKHULU PRIMARY SCHOOL	4 Watertanks	55,200	-	-	Sarah Baartman District Municipality	-33.4457850	25.9753533	M. Mduba	DOE
KHOBONQABA PRIMARY SCHOOL	Provision of 2 prefabricated classrooms	900,000	-	-	Amathole District Municipality	-32.6928160	26.3051660	M. Mduba	DOE
KHORONG SENIOR SECONDARY SCHOOL	Flush toilets Maintenance	200,000	-	-	Joe Gqabi District Municipality	-30.4278110	28.4261820	M. Mduba	DOE
KHULANI COMMERCIAL HIGH SCHOOL	MINOR REPAIRS TO THE EXISTING SCHOOL	444,925	-	-	Buffalo City Metropolitan Municipality	-32.9384380	27.7604600	M. Mduba	DOE
KHUTLISO DANIELS SECONDARY SCHOOL	Flush toilets Maintenance	200,000	-	-	Sarah Baartman District Municipality	-33.2866650	26.5648850	M. Mduba	DOE



Object Name	Project Scope (Scope including no.of units)	2023/24	2024/25	2025/26	District Municipality	Latitude	Longitude	Project Leader	Social Partners
KHUTLISO DANIELS SECONDARY SCHOOL	4 Watertanks	55,200	-	-	Sarah Baartman District Municipality	-33.2866650	26.5648850	M. Mduba	DOE
KHWEZI LOMSO COMPREHENSIVE SCHOOL	Flush toilets Maintenance	200,000	-	-	Nelson Mandela Bay Metropolitan Municipality	-33.8684820	25.5538930	M. Mduba	DOE
KING NDLOVUYEZWE NDAMASE SPECIAL SCHOOL	Flush toilets Maintenance	200,000	-	-	O.R.Tambo District Municipality	-31.5370000	29.0080000	M. Mduba	DOE
KOTYANA PRIMARY SCHOOL	Demolish unfinished ablution blocks, build new ablution blocks and external works e.g. hoarding-off unfinished ablution blocks, bulk earthworks, concrete walkways, ramps, channels, rainwater tanks; build 2 new classrooms; 1 new Admin block, nutrition centre including dining, multipurpose classroom, multimedia centre, science laboratory and external works.	2,240,069	-	-	Amathole District Municipality	-32.0438810	29.0000190	M. Mduba	DOE
KRUISFONTEIN PRIMARY SCHOOL	Fencing and Gates (2x Pedestrian, 2x double swing, 1 x double slide)	125,979	-	-	Sarah Baartman District Municipality	-34.0078070	24.7459730	M. Mduba	DOE
KRUISFONTEIN PRIMARY SCHOOL	4 Watertanks	55,200	-	-	Sarah Baartman District Municipality	-34.0078070	24.7459730	M. Mduba	DOE
KULOKHALA SENIOR PRIMARY SCHOOL	2 Watertanks	29,600	-	-	Amathole District Municipality	-32.1906633	28.4508950	M. Mduba	DOE
KUYASA SENIOR SECONDARY SCHOOL	Flush toilets Maintenance	200,000	-	-	Buffalo City Metropolitan Municipality	-32.8335240	27.2206360	M. Mduba	DOE
KUYASA SENIOR SECONDARY SCHOOL	Fencing and Gates (2x Pedestrian, 2x double swing, 1 x double slide)	96,149	-	-	Buffalo City Metropolitan Municipality	-32.8335240	27.2206360	M. Mduba	DOE
KUYASA SENIOR SECONDARY SCHOOL	2 Watertanks	29,600	-	-	Joe Gqabi District Municipality	-30.8498117	28.6019933	M. Mduba	DOE
KwaKOMANI SECONDARY SCHOOL	Disaster Maintenance	1,000,000	-	-	Chris Hanu District Municipality	-31.9093467	26.8590367	M. Mduba	DOE
KwaKOMANI SECONDARY SCHOOL	Flush toilets Maintenance	200,000	-	-	Chris Hanu District Municipality	-31.9093467	26.8590367	M. Mduba	DOE



Object Name	Project Scope (Scope including no.of units)	2023/24	2024/25	2025/26	District Municipality	Latitude	Longitude	Project Leader	Social Partners
KwaNOBUHLE SENIOR SECONDARY SCHOOL	2 classroom roofs blown away	395,716	-	-	O.R.Tambo District Municipality	-31.5897910	28.4760640	M. Mduba	DOE
KwaNTIKA SENIOR PRIMARY SCHOOL	Flush toilets Maintenance	200,000	-	-	Alfred Nzo District Municipality	-30.8970000	30.0729500	M. Mduba	DOE
KwaNTSHUNQE JUNIOR SECONDARY SCHOOL	Refurbish existing ablution blocks and external works, Provide 14 mobile classrooms and external works; admin block, nutrition centre including dining, multimedia centre, multipurpose classroom, science lab and external works.	461,415	-	-	Amathole District Municipality	-32.0232290	28.9466400	M. Mduba	DOE
KWEZI JUNIOR SECONDARY SCHOOL	2 Watertanks	29,600	-	-	Amathole District Municipality	-32.2808700	27.9403283	M. Mduba	DOE
L M SILINGELA JUNIOR PRIMARY SCHOOL	Flush toilets Maintenance	200,000	-	-	Chris Hani District Municipality	-31.5252267	27.6889867	M. Mduba	DOE
LAERSKOOL EXCELSIOR	Flush toilets Maintenance	200,000	-	-	Nelson Mandela Bay Metropolitan Municipality	-33.9500410	25.6026480	M. Mduba	DOE
LAERSKOOL EXCELSIOR	4 Watertanks	55,200	-	-	Nelson Mandela Bay Metropolitan Municipality	-33.9500410	25.6026480	M. Mduba	DOE
LAERSKOOL SOMERSET'S GIFT	Flush toilets Maintenance	200,000	-	-	Sarah Baartman District Municipality	-33.7701083	23.5498117	M. Mduba	DOE
LAERSKOOL SOMERSET'S GIFT	Fencing and Gates (2x Pedestrian, 2x double swing, 1 x double slide)	55,373	-	-	Sarah Baartman District Municipality	-33.7701083	23.5498117	M. Mduba	DOE
LANGA SENIOR SECONDARY SCHOOL	Flush toilets Maintenance	200,000	-	-	O.R.Tambo District Municipality	-31.0827850	29.4949183	M. Mduba	DOE
LANGALETHU JSS	Flush toilets Maintenance	200,000	-	-	Amathole District Municipality	-32.917805	41.3898330	M. Mduba	DOE
LANGALITSHONI JUNIOR SECONDARY SCHOOL	Fencing and Gates (2x Pedestrian, 2x double swing, 1 x double slide)	78,784	-	-	O.R.Tambo District Municipality	-31.5455000	29.3931000	M. Mduba	DOE
LAPHUMILANGA JUNIOR SECONDARY SCHOOL	MINOR REPAIRS TO THE EXISTING SCHOOL	900,000	-	-	Amathole District Municipality	-31.9966433	28.5114267	M. Mduba	DOE



Object Name	Project Scope (Scope including no.of units)	2023/24	2024/25	2025/26	District Municipality	Latitude	Longitude	Project Leader	Social Partners
LAPUMILANGA JUNIOR PRIMARY SCHOOL	MINOR REPAIRS TO THE EXISTING SCHOOL	900,000	-	-	O.R.Tambo District Municipality	-31.3129260	29.4943130	M. Mduba	DOE
LEADERSHIP INSTITUTE (Algoa)	Disaster Maintenance	500,000	-	-	Nelson Mandela Bay Metropolitan Municipality	-33.3105340	26.5498230	M. Mduba	DOE
LEADERSHIP INSTITUTE (Mandla Makupula)	Disaster Maintenance	500,000	-	-	EC WHOLE	-32.917805	41.3898330	M. Mduba	DOE
LEADERSHIP INSTITUTE (Mandla Makupula)	renovations	500,000	-	-	EC WHOLE	-32.917805	41.3898330	M. Mduba	DOE
LEADERSHIP INSTITUTE (Queenstown)	Disaster Maintenance	500,000	-	-	Chris Hani Municipality	-32.917805	41.3898330	M. Mduba	DOE
LEADERSHIP INSTITUTE (Trinset)	Scope of work to be verified upon assessment of the current conditions on site	500,000	500,000	8,000,000	Amathole District Municipality	-32.917805	41.3898330	M. Mduba	DOE
LEHANA SENIOR SECONDARY SCHOOL	4 Watertanks	55,200	-	-	Joe Gqabi District Municipality	-30.6840000	28.4881000	M. Mduba	DOE
LEKOENTLANENG PRIMARY SCHOOL	2 Watertanks	29,600	-	-	Alfred Nzo District Municipality	-30.3787850	28.4699650	M. Mduba	DOE
LENYE PRIMARY SCHOOL	3 classroom 50% roof sheeting lifted. 4 classroom holes in "asbestos" roofing	764,506	-	-	Amathole District Municipality	-32.7533930	27.0797680	M. Mduba	DOE
Lilitha	Minor maintenance on ECD Centres	-	1,787,986	-	Alfred Nzo District Municipality	-32.917805	41.3898330	M. Mduba	DOE
LINDANI SENIOR SECONDARY SCHOOL	MINOR REPAIRS TO THE EXISTING SCHOOL	444,925	-	-	Amathole District Municipality	-32.7442500	26.6512080	M. Mduba	DOE
LINDOKUHLE JUNIOR SECONDARY SCHOOL	4 Watertanks	55,200	-	-	Alfred Nzo District Municipality	-30.9249070	29.9857390	M. Mduba	DOE
LINGELIHLE JUNIOR SECONDARY SCHOOL	MINOR REPAIRS TO THE EXISTING SCHOOL	900,000	-	-	Amathole District Municipality	-32.1674110	28.3329970	M. Mduba	DOE
LINOTSING PRIMARY SCHOOL	2 Watertanks	29,600	-	-	Alfred Nzo District Municipality	-30.5796250	28.6234150	M. Mduba	DOE
Lithalethu	Minor maintenance on ECD Centres	-	594,412	-	Amathole District Municipality	-32.917805	41.3898330	M. Mduba	DOE
LONWABO SENIOR PRIMARY SCHOOL	MINOR REPAIRS TO THE EXISTING SCHOOL	444,925	-	-	Chris Hani District Municipality	-32.1981550	26.8114790	M. Mduba	DOE



Object Name	Project Scope (Scope including no.of units)	2023/24	2024/25	2025/26	District Municipality	Latitude	Longitude	Project Leader	Social Partners
LONWABO SENIOR PRIMARY SCHOOL	Flush toilets Maintenance	200,000	-	-	Chris Hani District Municipality	-32.1981550	26.8114790	M. Mduba	DOE
LOVEMORE PARK PRIMARY SCHOOL	2 Watertanks	29,600	-	-	Nelson Mandela Bay Metropolitan Municipality	-34.0141170	25.5197110	M. Mduba	DOE
LOWER BLINKWATER PRIMARY SCHOOL	Flush toilets Maintenance	200,000	-	-	Amathole District Municipality	-32.7026520	26.5858320	M. Mduba	DOE
LOWER BUFUMBA SENIOR PRIMARY SCHOOL	Fencing and Gates (2x Pedestrian, 2x double swing, 1 x double slide)	103,661	-	-	Amathole District Municipality	-32.0069867	28.9558183	M. Mduba	DOE
LOWER CALA JUNIOR SECONDARY SCHOOL	2 Watertanks	29,600	-	-	Chris Hani District Municipality	-31.5171260	27.6217830	M. Mduba	DOE
LOWER DIDIMANA JUNIOR PRIMARY SCHOOL	Provision of New VIP Toilets and water tanks	722,349	-	-	Chris Hani District Municipality	-32.1186250	26.6095717	M. Mduba	DOE
LOWER ESINXAKU JUNIOR SECONDARY SCHOOL	2 Watertanks	29,600	-	-	Joe Gqabi District Municipality	-31.1289820	28.6207500	M. Mduba	DOE
LOWER MDUMBI JUNIOR SECONDARY SCHOOL	Provision of New VIP Toilets and water tanks	760,492	-	-	O.R.Tambo District Municipality	-31.7700760	28.9953360	M. Mduba	DOE
LOWER MGWALANA PRIMARY SCHOOL	Provision of New VIP Toilets and water tanks	343,659	-	-	Amathole District Municipality	-33.3025733	27.1266450	M. Mduba	DOE
LOWER MNYOLO JUNIOR SECONDARY SCHOOL	MINOR REPAIRS TO THE EXISTING SCHOOL	900,000	-	-	Chris Hani District Municipality	-31.5675620	28.2681550	M. Mduba	DOE
LOWER SEPLAN PRIMARY SCHOOL	Provision of New VIP Toilets and water tanks	654,442	-	-	Chris Hani District Municipality	-31.7122920	27.4419510	M. Mduba	DOE
LOWER SEPLAN SENIOR SECONDARY SCHOOL	2 Watertanks	29,600	-	-	Chris Hani District Municipality	-31.7114200	27.4425150	M. Mduba	DOE
LOYISO SENIOR SECONDARY SCHOOL (Replaced Mbanzana JSS)	MINOR REPAIRS TO THE EXISTING SCHOOL	900,000	-	-	Alfred Nzo District Municipality	-30.8480410	28.7887230	M. Mduba	DOE
LUBALASI SENIOR PRIMARY SCHOOL (DISTRICT OFFICE)	Provision of 2 prefabricated classrooms	116,414	-	-	Alfred Nzo District Municipality	-30.8028983	29.3433183	M. Mduba	DOE
LUBASI DISTRICT OFFICE	Flush toilets Maintenance	200,000	-	-	Alfred Nzo District Municipality	-32.917805	41.3898330	M. Mduba	DOE



Object Name	Project Scope (Scope including no.of units)	2023/24	2024/25	2025/26	District Municipality	Latitude	Longitude	Project Leader	Social Partners
LUFABA PRIMARY SCHOOL	MINOR REPAIRS TO THE EXISTING SCHOOL	444,925	-	-	Alfred Nzo District Municipality	-30.8712390	29.1173200	M. Mduba	DOE
LUJIKO PRIMARY SCHOOL	2 Watertanks	29,600	-	-	Amathole District Municipality	-33.3685350	27.0357983	M. Mduba	DOE
LUKHANYISO JUNIOR SECONDARY SCHOOL	Flush toilets Maintenance	200,000	-	-	Amathole District Municipality	-32.2046900	27.9468267	M. Mduba	DOE
LUKHANYO JUNIOR SECONDARY SCHOOL	Provision of New VIP Toilets and water tanks	869,555	-	-	Amathole District Municipality	-32.5880733	28.3295983	M. Mduba	DOE
LUKHANYO PRIMARY SCHOOL	Disaster Maintenance	1,000,000	-	-	Buffalo City Metropolitan Municipality	-32.9790883	27.8537217	M. Mduba	DOE
LUKHOLO JUNIOR SECONDARY SCHOOL	4 Watertanks	55,200	-	-	Alfred Nzo District Municipality	-30.9643380	29.9703490	M. Mduba	DOE
LUKHOZI HIGH SCHOOL	Provision of 2 prefabricated classrooms	900,000	-	-	Amathole District Municipality	-32.8628210	27.2000470	M. Mduba	DOE
LUKHOZI HIGH SCHOOL	Provision of New VIP Toilets and water tanks	565,155	-	-	Amathole District Municipality	-32.8628210	27.2000470	M. Mduba	DOE
LUKHOZI HIGH SCHOOL	2 Watertanks	29,600	-	-	Amathole District Municipality	-32.8628210	27.2000470	M. Mduba	DOE
LUKUNI JUNIOR SECONDARY SCHOOL	1 classrooms roof blown off. 1 classroom roof damaged. 8 toilets roof blown off. 60m fencing damaged.	240,325	-	-	O.R.Tambo District Municipality	-31.4429320	29.2046900	M. Mduba	DOE
LUMKWANA JUNIOR PRIMARY SCHOOL	Disaster Maintenance	627,130	-	-	Amathole District Municipality	-32.0777583	29.0605733	M. Mduba	DOE
LUMKWANA JUNIOR PRIMARY SCHOOL	MINOR REPAIRS TO THE EXISTING SCHOOL	444,925	-	-	Amathole District Municipality	-32.0777583	29.0605733	M. Mduba	DOE
LUNDI PUBLIC JUNIOR SECONDARY SCHOOL	Flush toilets Maintenance	200,000	-	-	Chris Hansi District Municipality	-31.3287960	27.8261950	M. Mduba	DOE
LUNDI PUBLIC JUNIOR SECONDARY SCHOOL	Fencing and Gates (2x Pedestrian, 2x double swing, 1 x double slide)	103,661	-	-	Chris Hansi District Municipality	-31.3287960	27.8261950	M. Mduba	DOE
LUNDINI PRIMARY SCHOOL	MINOR REPAIRS TO THE EXISTING SCHOOL	444,925	-	-	Alfred Nzo District Municipality	-31.0524200	30.0016440	M. Mduba	DOE



Object Name	Project Scope (Scope including no.of units)	2023/24	2024/25	2025/26	District Municipality	Latitude	Longitude	Project Leader	Social Partners
LUNDINI JUNIOR PRIMARY SCHOOL	2 Watertanks	29,600	-	-	Alfred Nzo District Municipality	-31.0524200	30.0016440	M. Mduba	DOE
LUNGELOLETHU PRIMARY SCHOOL	2 classroom section of roof covering blown off, possibly asbestos, section of fence damaged	12,419	-	-	Amathole District Municipality	-32.6496250	27.1684610	M. Mduba	DOE
LUNGISO PUBLIC SCHOOL	Flush toilets Maintenance	200,000	-	-	Sarah Baartman District Municipality	-34.0402150	24.7787500	M. Mduba	DOE
LUPILISWENI JUNIOR SECONDARY SCHOOL	2 Watertanks	29,600	-	-	Alfred Nzo District Municipality	-30.8695890	29.6198060	M. Mduba	DOE
LUSASA COMBINED SCHOOL	2 Watertanks	29,600	-	-	Amathole District Municipality	-32.6952150	28.0750460	M. Mduba	DOE
LUSHOF STATE AIDED PRIMARY SCHOOL	2 Watertanks	29,600	-	-	Sarah Baartman District Municipality	-32.8484283	25.8118617	M. Mduba	DOE
LUSIKISIKI VILLAGE JUNIOR SECONDARY SCHOOL	Renovate Existing 10 Classrooms, Demolish dilapidated structures, Build 15 new classrooms, Admin Block, Nutrition Centre, Computer room, Multipurpose classroom, Science Laboratory, and Library and 31 toilets, including associated siteworks, including security fencing	3,327,188	29,073,281	28,299,531	O.R.Tambo District Municipality	-31.36886133	29.5741983	M. Mduba	DOE
LUSIKISIKI VILLAGE JUNIOR SECONDARY SCHOOL	Fencing and Gates (2x Pedestrian, 2x double swing, 1 x double slide)	1,829,677	-	-	O.R.Tambo District Municipality	-31.36886133	29.5741983	M. Mduba	DOE
LUSIKISIKI VILLAGE JUNIOR SECONDARY SCHOOL	Flush toilets Maintenance	200,000	-	-	O.R.Tambo District Municipality	-31.36886133	29.5741983	M. Mduba	DOE
LUSUNGULO PRIMARY SCHOOL	2 Watertanks	29,600	-	-	Amathole District Municipality	-32.1206490	28.5849350	M. Mduba	DOE
LUTATANI SENIOR SECONDARY SCHOOL	Build 20 new classrooms, Admin Block, Nutrition Centre, Computer room, Multipurpose classroom, Science Laboratory, and Library and 17 toilets, including associated siteworks, including Elevated tank and security fencing	3,392,813	29,646,719	28,660,469	Alfred Nzo District Municipality	-30.7356450	29.0522060	M. Mduba	DOE
LUTHANDO LUVUYO SPECIAL SCHOOL	Fencing and Gates (2x Pedestrian, 2x double swing, 1 x double slide)	622,401	-	-	Nelson Mandela Bay Metropolitan Municipality	-33.8645450	25.5804533	M. Mduba	DOE



Object Name	Project Scope (Scope including no.of units)	2023/24	2024/25	2025/26	District Municipality	Latitude	Longitude	Project Leader	Social Partners
LUTSHAYA JUNIOR SECONDARY SCHOOL (Replaced Diminkosi JSS)	MINOR REPAIRS TO THE EXISTING SCHOOL	444,925	-	-	O.R.Tambo District Municipality	-31.3309810	29.3630130	M. Mduba	DOE
LUTSHEKO JUNIOR SECONDARY SCHOOL	MINOR REPAIRS TO THE EXISTING SCHOOL	900,000	-	-	O.R.Tambo District Municipality	-31.6234067	29.0446233	M. Mduba	DOE
LUTUBENI SENIOR SECONDARY SCHOOL	Fencing and Gates (2x Pedestrian, 2x double swing, 1 x double slide)	113,579	-	-	O.R.Tambo District Municipality	-31.9247883	28.8816883	M. Mduba	DOE
LUVUYO LERUMO HIGH SCHOOL	Disaster Maintenance	1,000,000	-	-	Chris Hani District Municipality	-31.9003000	26.8720900	M. Mduba	DOE
LUXOLO INTERMEDIATE SCHOOL	Prefabs	10,848,117	-	-	Sarah Baartman District Municipality	-32.4896000	24.0744100	M. Mduba	DOE
LUXOLO INTERMEDIATE SCHOOL	Flush toilets Maintenance	200,000	-	-	Sarah Baartman District Municipality	-32.4896000	24.0744100	M. Mduba	DOE
LUZIE DRIFT SENIOR SECONDARY SCHOOL	4 Water tanks	55,200	-	-	Joe Gqabi District Municipality	-30.7726000	28.5243000	M. Mduba	DOE
LUZUKO JUNIOR PRIMARY SCHOOL	4 Water tanks	55,200	-	-	Buffalo City Metropolitan Municipality	-32.9009450	27.4260467	M. Mduba	DOE
Luzuko Pre-school	Renovations (replacement of ceiling, roof and paint) and fence	503,043	-	-	Chris Hani District Municipality	-32.917805	41.3898330	M. Mduba	DOE
MABELE JUNIOR SECONDARY SCHOOL	MINOR REPAIRS TO THE EXISTING SCHOOL	444,925	-	-	Joe Gqabi District Municipality	-30.6055560	27.7433960	M. Mduba	DOE
MACHIU PRIMARY SCHOOL	MINOR REPAIRS TO THE EXISTING SCHOOL	444,925	-	-	Nelson Mandela Bay Metropolitan Municipality	-33.8909300	25.5261680	M. Mduba	DOE
MACHIU PRIMARY SCHOOL	Flush toilets Maintenance	200,000	-	-	Nelson Mandela Bay Metropolitan Municipality	-33.8909300	25.5261680	M. Mduba	DOE
MACHIU PRIMARY SCHOOL	4 Water tanks	55,200	-	-	Nelson Mandela Bay Metropolitan Municipality	-33.8909300	25.5261680	M. Mduba	DOE
MACLEAR HIGH SCHOOL	Flush toilets Maintenance	200,000	-	-	Joe Gqabi District Municipality	-31.0707400	28.3409090	M. Mduba	DOE



Object Name	Project Scope (Scope including no.of units)	2023/24	2024/25	2025/26	District Municipality	Latitude	Longitude	Project Leader	Social Partners
MACLEAR PUBLIC SCHOOL	Fencing and Gates (2x Pedestrian, 2x double swing, 1 x double slide)	110,079	-	-	Joe Gqabi District Municipality	-31.0820867	28.3671783	M. Mduba	DOE
MADADANA JUNIOR SECONDARY SCHOOL	2 Watertanks	29,600	-	-	Alfred Nzo District Municipality	-30.9341420	30.0092890	M. Mduba	DOE
MADIKIZELA SENIOR SECONDARY SCHOOL	MINOR REPAIRS TO THE EXISTING SCHOOL	444,925	-	-	Alfred Nzo District Municipality	-30.9465280	29.7908340	M. Mduba	DOE
MAFADOBO SENIOR PRIMARY SCHOOL	2 Watertanks	29,600	-	-	Alfred Nzo District Municipality	-30.6767330	29.6711980	M. Mduba	DOE
MAFIKALISIU JUNIOR SECONDARY SCHOOL	2 Watertanks	29,600	-	-	Alfred Nzo District Municipality	-30.4121150	28.4219150	M. Mduba	DOE
MAGEDLA JUNIOR SECONDARY SCHOOL	MINOR REPAIRS TO THE EXISTING SCHOOL	444,925	-	-	Joe Gqabi District Municipality	-30.8832400	28.4767850	M. Mduba	DOE
MAGIQWENI PRIMARY SCHOOL	Provision of New VIP Toilets and water tanks	893,867	-	-	Amathole District Municipality	-32.4907850	28.2811860	M. Mduba	DOE
MAHAMANE JUNIOR SECONDARY SCHOOL	Fencing and Gates (2x Pedestrian, 2x double swing, 1 x double slide)	91,934	-	-	Alfred Nzo District Municipality	-30.9753867	28.9794600	M. Mduba	DOE
MAHLATINI JUNIOR SECONDARY SCHOOL	MINOR REPAIRS TO THE EXISTING SCHOOL	900,000	-	-	Chris Hani District Municipality	-31.9433267	27.6424900	M. Mduba	DOE
MAHLATINI SENIOR PRIMARY SCHOOL	Provision of 2 prefabricated classrooms	622,454	-	-	Chris Hani District Municipality	-31.7974667	27.5402967	M. Mduba	DOE
MAINTENANCE PROGRAMME	Maintenance Programme	3,619,001	-	29,663,145	EC WHOLE	-32.917805	41.3898330	M. Mduba	DOE
MAJAZI JUNIOR SECONDARY SCHOOL	4 Watertanks	55,200	-	-	Alfred Nzo District Municipality	-30.8708450	29.8054430	M. Mduba	DOE
MAJIJA PRIMARY JUNIOR SCHOOL	MINOR REPAIRS TO THE EXISTING SCHOOL	900,000	-	-	Chris Hani District Municipality	-31.6347780	28.2805010	M. Mduba	DOE
MAKANA PUBLIC PRIMARY SCHOOL	MINOR REPAIRS TO THE EXISTING SCHOOL	444,925	-	-	Sarah Baartman District Municipality	-33.2882480	26.5585580	M. Mduba	DOE
MAKANA PUBLIC PRIMARY SCHOOL	Flush toilets Maintenance	200,000	-	-	Sarah Baartman District Municipality	-33.2882480	26.5585580	M. Mduba	DOE



Object Name	Project Scope (Scope including no.of units)	2023/24	2024/25	2025/26	District Municipality	Latitude	Longitude	Project Leader	Social Partners
MAKANA PUBLIC PRIMARY SCHOOL	4 Watertanks	55,200	-	-	Sarah Baartman District Municipality	-33.2882480	26.5585580	M. Mduba	DOE
MAKHETHA JUNIOR PRIMARY SCHOOL	MINOR REPAIRS TO THE EXISTING SCHOOL	444,925	-	-	Joe Gqabi District Municipality	-30.5206940	27.3869450	M. Mduba	DOE
MAKUKHANYE SENIOR SECONDARY SCHOOL	Fencing and Gates (2x Pedestrian, 2x double swing, 1 x double slide)	86,156	-	-	O.R.Tambo District Municipality	-31.3939690	29.4012550	M. Mduba	DOE
MALCOMESS SENIOR SECONDARY SCHOOL	Flush toilets Maintenance	200,000	-	-	Joe Gqabi District Municipality	-30.6991250	26.6964400	M. Mduba	DOE
MALCOMESS SENIOR SECONDARY SCHOOL	4 Watertanks	55,200	-	-	Joe Gqabi District Municipality	-30.6991250	26.6964400	M. Mduba	DOE
MALETSWAI PRIMARY SCHOOL	Flush toilets Maintenance	200,000	-	-	Joe Gqabi District Municipality	-30.6950417	26.6883167	M. Mduba	DOE
MALIKHANYE SENIOR SECONDARY SCHOOL	Flush toilets Maintenance	200,000	-	-	Joe Gqabi District Municipality	-30.9620890	27.5943440	M. Mduba	DOE
MALIKHANYE SENIOR SECONDARY SCHOOL	4 Watertanks	55,200	-	-	Joe Gqabi District Municipality	-30.9620890	27.5943440	M. Mduba	DOE
MALUTI JUNIOR SECONDARY SCHOOL	MINOR REPAIRS TO THE EXISTING SCHOOL	444,925	-	-	Alfred Nzo District Municipality	-30.2600890	28.7911460	M. Mduba	DOE
MALUTI JUNIOR SECONDARY SCHOOL	Flush toilets Maintenance	200,000	-	-	Alfred Nzo District Municipality	-30.2600890	28.7911460	M. Mduba	DOE
MAMATA PRIMARY SCHOOL	Provision of New VIP Toilets and water tanks	447,726	-	-	Buffalo City Metropolitan Municipality	-32.8553567	27.2483100	M. Mduba	DOE
MANDELA PARK JUNIOR PRIMARY SCHOOL	Flush toilets Maintenance	200,000	-	-	O.R.Tambo District Municipality	-31.5709470	28.7431300	M. Mduba	DOE
MANGOLOANENG JUNIOR SECONDARY SCHOOL	2 Watertanks	29,600	-	-	Joe Gqabi District Municipality	-30.5093720	28.4678480	M. Mduba	DOE
MANGQOBE JUNIOR SECONDARY SCHOOL	MINOR REPAIRS TO THE EXISTING SCHOOL	444,925	-	-	O.R.Tambo District Municipality	-31.9126770	28.8657850	M. Mduba	DOE
MANXEBA JUNIOR SECONDARY SCHOOL	2 Watertanks	29,600	-	-	Joe Gqabi District Municipality	-30.6027967	27.2556033	M. Mduba	DOE



Object Name	Project Scope (Scope including no.of units)	2023/24	2024/25	2025/26	District Municipality	Latitude	Longitude	Project Leader	Social Partners
MAQANDA PRIMARY JUNIOR SCHOOL	Provision of 2 prefabricated classrooms	900,000	-	-	Chris Hani District Municipality	-31.7543190	28.1783590	M. Mduba	DOE
MAQANDA PRIMARY JUNIOR SCHOOL	4 Watertanks	55,200	-	-	Chris Hani District Municipality	-31.7543190	28.1783590	M. Mduba	DOE
MAQANDA PRIMARY JUNIOR SCHOOL	Fencing and Gates (2x Pedestrian, 2x double swing, 1 x double slide)	43,671	-	-	Chris Hani District Municipality	-31.7543190	28.1783590	M. Mduba	DOE
MAQOMA PRIMARY SCHOOL	MINOR REPAIRS TO THE EXISTING SCHOOL	900,000	-	-	Amathole District Municipality	-32.4403640	28.5232020	M. Mduba	DOE
MAQOMA PRIMARY SCHOOL	Flush toilets Maintenance	200,000	-	-	Amathole District Municipality	-32.7692033	26.6517900	M. Mduba	DOE
MAQONGWANA SENIOR SECONDARY SCHOOL	Fencing and Gates (2x Pedestrian, 2x double swing, 1 x double slide)	393,740	-	-	Alfred Nzo District Municipality	-31.0984490	29.9784370	M. Mduba	DOE
MARIA LOUW SENIOR SECONDARY SCHOOL	Fencing and Gates (2x Pedestrian, 2x double swing, 1 x double slide)	1,002,880	-	-	Chris Hani District Municipality	-31.9219550	26.8726610	M. Mduba	DOE
MARSHMOOR FARM SCHOOL	2 Watertanks	29,600	-	-	Chris Hani District Municipality	-31.9580850	26.9769983	M. Mduba	DOE
MARUPING PUBLIC SCHOOL	Flush toilets Maintenance	200,000	-	-	Joe Gqabi District Municipality	-31.0216890	26.3222310	M. Mduba	DOE
MASAKALA SENIOR SECONDARY SCHOOL	Fencing and Gates (2x Pedestrian, 2x double swing, 1 x double slide)	103,661	-	-	Alfred Nzo District Municipality	-30.3020520	28.8504740	M. Mduba	DOE
MASAKANE JUNIOR PRIMARY SCHOOL	Flush toilets Maintenance	200,000	-	-	Chris Hani District Municipality	-32.2001290	26.8179690	M. Mduba	DOE
MASELENI PRIMARY SCHOOL	2 Watertanks	29,600	-	-	Amathole District Municipality	-32.0661117	28.1178000	M. Mduba	DOE
MASIANOKENG JUNIOR PRIMARY SCHOOL	2 Watertanks	29,600	-	-	Alfred Nzo District Municipality	-30.3910350	28.6024033	M. Mduba	DOE
MASIBAMBISANE COMBINED PRIMARY SCHOOL	Provision of 2 prefabricated classrooms	900,000	-	-	Amathole District Municipality	-33.3998550	27.0807183	M. Mduba	DOE
MASIBAMBISANE COMBINED PRIMARY SCHOOL	Fencing and Gates (2x Pedestrian, 2x double swing, 1 x double slide)	77,876	-	-	Amathole District Municipality	-33.3998550	27.0807183	M. Mduba	DOE



Object Name	Project Scope (Scope including no.of units)	2023/24	2024/25	2025/26	District Municipality	Latitude	Longitude	Project Leader	Social Partners
MASIJONGANE JUNIOR PRIMARY SCHOOL	Flush toilets Maintenance	200,000	-	-	Buffalo City Metropolitan Municipality	-32.9163017	27.5089833	M. Mduba	DOE
MASIKHANYE PRIMARY	Flush toilets Maintenance	200,000	-	-	Amathole District Municipality	-32.3428833	26.7967050	M. Mduba	DOE
MASIKHUTHALE PUBLIC SCHOOL	MINOR REPAIRS TO THE EXISTING SCHOOL	444,925	-	-	Chris Hani District Municipality	-31.3274110	27.8215130	M. Mduba	DOE
MASIKHUTHALE PUBLIC SCHOOL	Flush toilets Maintenance	200,000	-	-	Chris Hani District Municipality	-31.3274110	27.8215130	M. Mduba	DOE
MASIKHUTHALE PUBLIC SCHOOL	Fencing and Gates (2x Pedestrian, 2x double swing, 1 x double slide)	144,102	-	-	Chris Hani District Municipality	-31.3274110	27.8215130	M. Mduba	DOE
MASIKHUTHALE PUBLIC SCHOOL	4 Watertanks	55,200	-	-	Chris Hani District Municipality	-31.3274110	27.8215130	M. Mduba	DOE
MASISEBENZE PRIMARY SCHOOL	MINOR REPAIRS TO THE EXISTING SCHOOL	444,925	-	-	Sarah Baartman District Municipality	-33.7390590	24.7952380	M. Mduba	DOE
MASISEBENZE PRIMARY SCHOOL	Fencing and Gates (2x Pedestrian, 2x double swing, 1 x double slide)	88,596	-	-	Sarah Baartman District Municipality	-33.7390590	24.7952380	M. Mduba	DOE
MASIXOLE HIGH SCHOOL	Fencing and Gates (2x Pedestrian, 2x double swing, 1 x double slide)	1,829,677	-	-	Buffalo City Metropolitan Municipality	-32.9267810	27.7474530	M. Mduba	DOE
MASIZAKHE HIGH SCHOOL	Provision of New VIP Toilets and water tanks	456,829	-	-	Amathole District Municipality	-32.7211550	26.6265083	M. Mduba	DOE
MASONWABE PRIMARY SCHOOL	MINOR REPAIRS TO THE EXISTING SCHOOL	900,000	-	-	Chris Hani District Municipality	-31.6800800	28.0086200	M. Mduba	DOE
MASONWABE PRIMARY SCHOOL	Flush toilets Maintenance	200,000	-	-	Chris Hani District Municipality	-31.6800800	28.0086200	M. Mduba	DOE
MATATIELE PUBLIC PRIMARY SCHOOL	Flush toilets Maintenance	200,000	-	-	Alfred Nzo District Municipality	-30.3349433	28.8080100	M. Mduba	DOE
MATATIELE PUBLIC PRIMARY SCHOOL	Provision of 2 prefabricated classrooms	116,414	-	-	Alfred Nzo District Municipality	-30.3349433	28.8080100	M. Mduba	DOE
MATHOLE JUNIOR SECONDARY SCHOOL	4 Watertanks	55,200	-	-	Alfred Nzo District Municipality	-31.1064310	29.1881230	M. Mduba	DOE



Object Name	Project Scope (Scope including no.of units)	2023/24	2024/25	2025/26	District Municipality	Latitude	Longitude	Project Leader	Social Partners
MATOLWENI JUNIOR SECONDARY SCHOOL	MINOR REPAIRS TO THE EXISTING SCHOOL	900,000	-	-	Amathole District Municipality	-32.0776333	27.9878933	M. Mduba	DOE
MATSHONA JUNIOR SECONDARY SCHOOL	Maintenance to 7 classrooms, Grade R classroom, 1 Dining and Nutrition	2,721,420	-	-	Chris Hanani District Municipality	-31.9921250	27.5220640	M. Mduba	DOE
MATWEBU PRIMARY SCHOOL	4 Watertanks	55,200	-	-	Alfred Nzo District Municipality	-30.9015970	29.8405850	M. Mduba	DOE
MATYEBA PRIMARY SCHOOL	4 classrooms roofs blown away completely, 2 classroom roof sheeting lifting	260,103	-	-	O.R.Tambo District Municipality	-31.4466050	28.7230867	M. Mduba	DOE
MAVUSO PRIMARY SCHOOL	10 classrooms inspect metal roof sheeting for damage and replace. Administration, library and resource centre	160,024	-	-	Amathole District Municipality	-32.7743710	26.8155470	M. Mduba	DOE
MAYIBENYE SENIOR SECONDARY SCHOOL	2 classrooms roofs blown off. 1 staff room blown off. 2 rooms blown off toilets 1 roof sheet torn off	82,729	-	-	O.R.Tambo District Municipality	-31.2005700	29.4335300	M. Mduba	DOE
MAZIBUKO SENIOR SECONDARY SCHOOL	Fencing and Gates (2x Pedestrian, 2x double swing, 1 x double slide)	900,000	-	-	Chris Hanani District Municipality	-31.6294190	27.4359490	M. Mduba	DOE
MAZIBUKO SENIOR SECONDARY SCHOOL	Provision of New VIP Toilets and water tanks	684,434	-	-	Chris Hanani District Municipality	-31.6294190	27.4359490	M. Mduba	DOE
MAZIBUKO SENIOR SECONDARY SCHOOL	Provision of 2 prefabricated classrooms	663,484	-	-	Chris Hanani District Municipality	-31.6294190	27.4359490	M. Mduba	DOE
MBABAZO PRIMARY SCHOOL	MINOR REPAIRS TO THE EXISTING SCHOOL	444,925	-	-	Alfred Nzo District Municipality	-30.9612433	29.8879500	M. Mduba	DOE
MBANANGA SENIOR PRIMARY SCHOOL	4 Watertanks	55,200	-	-	O.R.Tambo District Municipality	-31.3678333	28.9889617	M. Mduba	DOE
MBANGA PRIMARY SCHOOL	MINOR REPAIRS TO THE EXISTING SCHOOL	900,000	-	-	Amathole District Municipality	-31.8194340	28.2581510	M. Mduba	DOE
MBANGA PRIMARY SCHOOL	1 classroom roof damaged by a fallen tree	225,225	-	-	Amathole District Municipality	-31.8194340	28.2581510	M. Mduba	DOE
MBANYANA JUNIOR SECONDARY SCHOOL	1 classroom roof damaged by a fallen tree	169,487	-	-	Amathole District Municipality	-32.1184720	28.8325170	M. Mduba	DOE
MBASA JUNIOR SECONDARY SCHOOL	Fencing and Gates (2x Pedestrian, 2x double swing, 1 x double slide)	328,828	-	-	Amathole District Municipality	-32.2153680	27.7981440	M. Mduba	DOE



Object Name	Project Scope (Scope including no.of units)	2023/24	2024/25	2025/26	District Municipality	Latitude	Longitude	Project Leader	Social Partners
MBIDLANA JUNIOR SECONDARY SCHOOL	Fencing and Gates (2x Pedestrian, 2x double swing, 1 x double slide)	86, 119	-	-	Joe Gqabi District Municipality	-31.2186830	28.4105430	M. Mduba	DOE
MBODLENI PRIMARY SCHOOL	MINOR REPAIRS TO THE EXISTING SCHOOL	444,925	-	-	Alfred Nzo District Municipality	-30.8721670	28.9890710	M. Mduba	DOE
MBONGWENI PRIMARY SCHOOL	MINOR REPAIRS TO THE EXISTING SCHOOL	444,925	-	-	Alfred Nzo District Municipality	-31.0534470	29.8647300	M. Mduba	DOE
MBOVANE JUNIOR PRIMARY SCHOOL	2 Watertanks	29,600	-	-	Amathole District Municipality	-32.7014883	26.9090267	M. Mduba	DOE
MBOZISA JUNIOR SECONDARY SCHOOL	3 classroom roofs blown away	2,058,590	-	-	O.R.Tambo District Municipality	-31.8956650	28.8931383	M. Mduba	DOE
Mbudlu ECD	Renovations, ablutions, and fence	274,249	-	-	Chris Hani District Municipality	32.01061400	27.4400460	M. Mduba	DOE
MBULELO BENEKANE SECONDARY SCHOOL	MINOR REPAIRS TO THE EXISTING SCHOOL	444,925	-	-	Amathole District Municipality	-32.7969470	27.3442690	M. Mduba	DOE
MDABUKWENI JUNIOR SECONDARY SCHOOL	Provision of New VIP Toilets and water tanks	451,829	-	-	O.R.Tambo District Municipality	-30.9103483	28.7826133	M. Mduba	DOE
MDATYA JUNIOR PRIMARY SCHOOL	Fencing and Gates (2x Pedestrian, 2x double swing, 1 x double slide)	840,715	-	-	Alfred Nzo District Municipality	-31.0365433	30.1404983	M. Mduba	DOE
MDELWA JUNIOR SECONDARY SCHOOL	2 Watertanks	29,600	-	-	Alfred Nzo District Municipality	-30.9533550	29.9208360	M. Mduba	DOE
MDENI JUNIOR SECONDARY SCHOOL	4 Watertanks	55,200	-	-	O.R.Tambo District Municipality	-31.6625940	28.9422140	M. Mduba	DOE
MDENI JUNIOR SECONDARY SCHOOL (Replaced Mqikela SSS)	MINOR REPAIRS TO THE EXISTING SCHOOL	444,925	-	-	O.R.Tambo District Municipality	-31.6625940	28.9422140	M. Mduba	DOE
MDENI SENIOR SECONDARY SCHOOL	4 Watertanks	55,200	-	-	Amathole District Municipality	-32.0340350	28.0677817	M. Mduba	DOE
MDIBANISO SECONDARY SCHOOL	Provision of 2 prefabricated classrooms	616,044	-	-	Amathole District Municipality	-32.8489120	27.0583920	M. Mduba	DOE
MDIBANISO SECONDARY SCHOOL	MINOR REPAIRS TO THE EXISTING SCHOOL	444,925	-	-	Amathole District Municipality	-32.8489120	27.0583920	M. Mduba	DOE



Object Name	Project Scope (Scope including no.of units)	2023/24	2024/25	2025/26	District Municipality	Latitude	Longitude	Project Leader	Social Partners
MDIBANISO SECONDARY SCHOOL	2 Watertanks	29,600	-	-	Amathole District Municipality	-32.8489120	27.0583920	M. Mduba	DOE
MENDWANA JUNIOR PRIMARY SCHOOL	Provision of 2 prefabricated classrooms	900,000	-	-	Amathole District Municipality	-32.2336230	28.8537280	M. Mduba	DOE
MENTE SENIOR SECONDARY SCHOOL	MINOR REPAIRS TO THE EXISTING SCHOOL	900,000	-	-	Amathole District Municipality	-32.3437850	28.4820467	M. Mduba	DOE
MFUNDISWENI JUNIOR SECONDARY SCHOOL	4 Watertanks	55,200	-	-	Alfred Nzo District Municipality	-30.8942620	29.5283770	M. Mduba	DOE
MGCWEZULU SENIOR SECONDARY SCHOOL	2 Watertanks	29,600	-	-	Buffalo City Metropolitan Municipality	-32.9161140	27.4488020	M. Mduba	DOE
MGEZWA SENIOR SECONDARY SCHOOL	MINOR REPAIRS TO THE EXISTING SCHOOL	900,000	-	-	O.R.Tambo District Municipality	-31.3451380	29.6729990	M. Mduba	DOE
MGUDLWA SENIOR SECONDARY SCHOOL	Provision of 2 prefabricated classrooms	663,484	-	-	Chris Hani District Municipality	-31.7147850	27.8203860	M. Mduba	DOE
MGUDLWA SENIOR SECONDARY SCHOOL	4 Watertanks	55,200	-	-	Chris Hani District Municipality	-31.7147850	27.8203860	M. Mduba	DOE
MGWEBI JUNIOR SECONDARY SCHOOL	Provision of 2 prefabricated classrooms	663,484	-	-	Amathole District Municipality	-32.4071583	28.5589600	M. Mduba	DOE
MGWEDE JUNIOR SECONDARY SCHOOL	4 Classrooms roofs heavily damaged	67,856	-	-	Alfred Nzo District Municipality	-31.1282000	30.0365000	M. Mduba	DOE
MGXOBOZWENI JUNIOR SECONDARY (Replaced NOMPENDULO PS)	MINOR REPAIRS TO THE EXISTING SCHOOL	444,925	-	-	Chris Hani District Municipality	-31.9718420	27.7327560	M. Mduba	DOE
MGXOTYENI PRIMARY SCHOOL	2 Watertanks	29,600	-	-	Amathole District Municipality	-32.9384400	27.0978550	M. Mduba	DOE
MHLANGA JUNIOR SECONDARY SCHOOL	4 Watertanks	55,200	-	-	O.R.Tambo District Municipality	-31.1859060	29.6946310	M. Mduba	DOE
MHLONTLO SENIOR SECONDARY SCHOOL	2 Watertanks	29,600	-	-	Joe Gqabi District Municipality	-30.9116280	28.4301550	M. Mduba	DOE
MHLWAZI JUNIOR SECONDARY SCHOOL	MINOR REPAIRS TO THE EXISTING SCHOOL	900,000	-	-	Chris Hani District Municipality	-31.5193150	27.9806620	M. Mduba	DOE



Object Name	Project Scope (Scope including no.of units)	2023/24	2024/25	2025/26	District Municipality	Latitude	Longitude	Project Leader	Social Partners
MICHAUSDAL PRIMARY SCHOOL	4 Watertanks	55,200	-	-	Chris Hani District Municipality	-32.1751483	25.6371483	M. Mduba	DOE
MIDDLEDRIFT CMC	Provision of 2 prefabricated classrooms	622,454	-	-	EC WHOLE	-32.917805	41.3898330	M. Mduba	DOE
MILLER JUNIOR SECONDARY SCHOOL	MINOR REPAIRS TO THE EXISTING SCHOOL	444,925	-	-	Amathole District Municipality	-32.0329383	28.7363667	M. Mduba	DOE
MILLER JUNIOR SECONDARY SCHOOL	Flush toilets Maintenance	200,000	-	-	Amathole District Municipality	-32.0329383	28.7363667	M. Mduba	DOE
MKOMANE SENIOR SECONDARY SCHOOL	Fencing and Gates (2x Pedestrian, 2x double swing, 1 x double slide)	86,294	-	-	Alfred Nzo District Municipality	-31.0183433	29.5985567	M. Mduba	DOE
MILUNGISI PUBLIC SCHOOL	Fencing and Gates (2x Pedestrian, 2x double swing, 1 x double slide)	89,405	-	-	Amathole District Municipality	-32.5627560	27.4490290	M. Mduba	DOE
MNANDI JUNIOR SECONDARY SCHOOL	MINOR REPAIRS TO THE EXISTING SCHOOL	900,000	-	-	Amathole District Municipality	-32.1191033	28.5339633	M. Mduba	DOE
MNCWATI JUNIOR SECONDARY SCHOOL	Fencing and Gates (2x Pedestrian, 2x double swing, 1 x double slide)	126,896	-	-	Alfred Nzo District Municipality	-31.0468767	29.7623650	M. Mduba	DOE
MNQABA PRIMARY SCHOOL	2 Watertanks	29,600	-	-	Amathole District Municipality	-32.8867017	27.1074767	M. Mduba	DOE
MNQOPHISO PS	MINOR REPAIRS TO THE EXISTING SCHOOL	444,925	-	-	Nelson Mandela Bay Metropolitan Municipality	-33.8731150	25.5694440	M. Mduba	DOE
MNTLA PRIMARY SCHOOL	MINOR REPAIRS TO THE EXISTING SCHOOL	900,000	-	-	Amathole District Municipality	-32.1284820	28.1614610	M. Mduba	DOE
MNTUNTLONI JUNIOR SECONDARY SCHOOL	2 Watertanks	29,600	-	-	Chris Hani District Municipality	-31.5905900	27.7821817	M. Mduba	DOE
MNUKWA SENIOR SECONDARY SCHOOL	Provision of 2 prefabricated classrooms	116,414	-	-	Alfred Nzo District Municipality	-30.1723070	28.9782040	M. Mduba	DOE
MODULAR CLASSROOMS	PSP Services for assessments, design development and documentation for the implementation of infrastructure to conform with MUNS/PSI.	500,000	500,000	500,000	EC WHOLE	-32.917805	41.3898330	M. Mduba	DOE
MOLEFE SENIOR PRIMARY SCHOOL	Fencing and Gates (2x Pedestrian, 2x double swing, 1 x double slide)	840,715	-	-	Nelson Mandela Bay	-33.9071067	25.5909333	M. Mduba	DOE



Object Name	Project Scope (Scope including no.of units)	2023/24	2024/25	2025/26	District Municipality	Latitude	Longitude	Project Leader	Social Partners
MOLEFE SENIOR PRIMARY SCHOOL	MINOR REPAIRS TO THE EXISTING SCHOOL	444,925	-	-	Nelson Mandela Bay Metropolitan Municipality	-33.9071067	25.5909333	M. Mduba	DOE
MOLEFE SENIOR PRIMARY SCHOOL	Flush toilets Maintenance	200,000	-	-	Nelson Mandela Bay Metropolitan Municipality	-33.9071067	25.5909333	M. Mduba	DOE
MOLTENO HIGH SCHOOL	Disaster Maintenance	1,000,000	-	-	Chris Hani District Municipality	-31.3982340	26.3591870	M. Mduba	DOE
Monitoring ECD Centres	Non Infrastructure	2,007,000	-	-	EC WHOLE	-32.917805	41.3898330	M. Mduba	DOE
MOOROSI AGRICULTURAL SCHOOL	Provision of 2 prefabricated classrooms	116,414	-	-	Alfred Nzo District Municipality	-30.5314130	28.8390980	M. Mduba	DOE
MORESON PRIMARY SCHOOL	Flush toilets Maintenance	200,000	-	-	Sarath Baartman District Municipality	-33.4392690	25.9739950	M. Mduba	DOE
MOSA SIBI SENIOR SECONDARY SCHOOL	Provision of 2 prefabricated classrooms	116,414	-	-	Alfred Nzo District Municipality	-30.2139060	28.8439550	M. Mduba	DOE
MOSHI PRIMARY SCHOOL	1 classroom (old type prefab) peeled open. Ridge capping missing on toilets	380,548	-	-	Chris Hani District Municipality	-31.7289900	28.3248417	M. Mduba	DOE
MOUNT AYLIFF JUNIOR SECONDARY SCHOOL	Fencing and Gates (2x Pedestrian, 2x double swing, 1 x double slide)	100,028	-	-	Alfred Nzo District Municipality	-30.8071483	29.3674033	M. Mduba	DOE
MOUNT AYLIFF JUNIOR SECONDARY SCHOOL	4 Watertanks	55,200	-	-	Alfred Nzo District Municipality	-30.8071483	29.3674033	M. Mduba	DOE
MOUNT FRERE SECONDARY SCHOOL	MINOR REPAIRS TO THE EXISTING SCHOOL	444,925	-	-	Alfred Nzo District Municipality	-30.8961450	28.9976700	M. Mduba	DOE
MPEKO PRIMARY SCHOOL	Provision of 2 prefabricated classrooms	622,454	-	-	O.R.Tambo District Municipality	-31.6211417	28.6405400	M. Mduba	DOE
MPEKO PRIMARY SCHOOL	2 Watertanks	29,600	-	-	Amathole District Municipality	-33.3819570	27.0884240	M. Mduba	DOE
MPENDULO PUBLIC PRIMARY SCHOOL	Disaster Maintenance	1,000,000	-	-	Chris Hani District Municipality	-31.9079120	26.8608450	M. Mduba	DOE



Object Name	Project Scope (Scope including no.of units)	2023/24	2024/25	2025/26	District Municipality	Latitude	Longitude	Project Leader	Social Partners
MPENDULO PUBLIC PRIMARY SCHOOL	Flush toilets Maintenance	200,000	-	-	Chris Hani District Municipality	-31.9079120	26.8608450	M. Mduba	DOE
MPENDULO PUBLIC PRIMARY SCHOOL	Flush toilets Maintenance	200,000	-	-	Chris Hani District Municipality	-31.9079120	26.8608450	M. Mduba	DOE
MPENI SENIOR SECONDARY SCHOOL	Fencing and Gates (2x Pedestrian, 2x double swing, 1 x double slide)	119,399	-	-	Alfred Nzo District Municipality	-30.6989400	29.6109450	M. Mduba	DOE
MPENTSAS JUNIOR SECONDARY SCHOOL	MINOR REPAIRS TO THE EXISTING SCHOOL	444,925	-	-	Amathole District Municipality	-32.5232200	28.3150483	M. Mduba	DOE
MPHARANE SENIOR SECONDARY SCHOOL	2 Watertanks	29,600	-	-	Alfred Nzo District Municipality	-30.2634800	28.4764700	M. Mduba	DOE
MPIKWANA JUNIOR SECONDARY SCHOOL	MINOR REPAIRS TO THE EXISTING SCHOOL	444,925	-	-	Amathole District Municipality	-32.1465583	27.5930683	M. Mduba	DOE
MPINDWENI SENIOR SECONDARY SCHOOL	Fencing and Gates (2x Pedestrian, 2x double swing, 1 x double slide)	140,625	-	-	O.R.Tambo District Municipality	-31.5182830	28.7716310	M. Mduba	DOE
MPONDOMBINI SECONDARY SCHOOL	Provision of 2 prefabricated classrooms	116,414	-	-	Alfred Nzo District Municipality	-30.8566700	29.9871067	M. Mduba	DOE
MPONGO PRIMARY SCHOOL	2 Watertanks	29,600	-	-	Buffalo City Metropolitan Municipality	-32.7873360	27.7441800	M. Mduba	DOE
MPOTULO JUNIOR SECONDARY SCHOOL	2 Watertanks	29,600	-	-	Chris Hani District Municipality	-31.9173200	27.1498400	M. Mduba	DOE
MPOZA JUNIOR SECONDARY SCHOOL	Provision of New VIP Toilets and water tanks	699,541	-	-	O.R.Tambo District Municipality	-31.3106917	28.5015100	M. Mduba	DOE
MPUMALANGA COMBINED SCHOOL	MINOR REPAIRS TO THE EXISTING SCHOOL	900,000	-	-	Amathole District Municipality	-32.2842850	28.0121633	M. Mduba	DOE
MPUMELELO PRIMARY SCHOOL	Flush toilets Maintenance	200,000	-	-	Joe Gqabi District Municipality	-31.2826080	25.8144240	M. Mduba	DOE
MQABO PRIMARY JUNIOR SCHOOL	MINOR REPAIRS TO THE EXISTING SCHOOL	900,000	-	-	Chris Hani District Municipality	-31.5687950	27.8470817	M. Mduba	DOE
MSINTSANA ECD CENTRE	Grade R	1,127,209	-	-	Amathole District Municipality	-32.0998000	28.3042000	M. Mduba	DOE



Object Name	Project Scope (Scope including no.of units)	2023/24	2024/25	2025/26	District Municipality	Latitude	Longitude	Project Leader	Social Partners
MSOBOMVU SENIOR SECONDARY SCHOOL	Flush toilets Maintenance	200,000	-	-	Amathole District Municipality	-32.3238833	28.1758583	M. Mduba	DOE
MT FLETCHER VILLAGE JUNIOR SECONDARY (Replaced LOWER ESINXAKU JSS)	MINOR REPAIRS TO THE EXISTING SCHOOL	444,925	-	-	Joe Gqabi District Municipality	-30.6900510	28.5087650	M. Mduba	DOE
MT FLETCHER VILLAGE JUNIOR SECONDARY SCHOOL	Flush toilets Maintenance	200,000	-	-	Joe Gqabi District Municipality	-30.6900510	28.5087650	M. Mduba	DOE
MT FLETCHER VILLAGE JUNIOR SECONDARY SCHOOL	4 Watertanks	55,200	-	-	Joe Gqabi District Municipality	-30.6900510	28.5087650	M. Mduba	DOE
MTHAWELANGA JUNIOR PRIMARY SCHOOL	Disaster Maintenance	1,000,000	-	-	O.R.Tambo District Municipality	-31.5735100	28.9272350	M. Mduba	DOE
MTHETHO SENIOR PRIMARY SCHOOL	Provision of New VIP Toilets and water tanks	835,355	-	-	Amathole District Municipality	-32.1331367	28.2746283	M. Mduba	DOE
MTHINGWEVU SECONDARY SCHOOL	Build 10 new classrooms, Admin Block and two HOD offices, Nutrition Centre, Computer room, Multipurpose classroom, Science Laboratory and 15 toilets, including associated siteworks, including parking	2,651,250	23,166,875	24,581,875	Chris Hani District Municipality	-31.7260000	27.5952000	M. Mduba	DOE
MTHOMBOWESIZWE PRIMARY SCHOOL	2 Watertanks	29,600	-	-	Chris Hani District Municipality	-31.9931150	26.6147550	M. Mduba	DOE
MTHONYAMENI SENIOR PRIMARY SCHOOL	5 classroom roofs blown off, 3 prefabricated classrooms completely destroyed.	104,471	-	-	O.R.Tambo District Municipality	-31.4070483	28.6667883	M. Mduba	DOE
MTHWAKAZI PRIMARY SCHOOL (Replaced Nobandla SPS)	MINOR REPAIRS TO THE EXISTING SCHOOL	444,925	-	-	Chris Hani District Municipality	-32.3806070	26.6523790	M. Mduba	DOE
MTIRARA HIGH SCHOOL (Replaced Tsembeyi JSS)	MINOR REPAIRS TO THE EXISTING SCHOOL	444,925	-	-	Chris Hani District Municipality	-31.7979980	27.0621340	M. Mduba	DOE
MTOMBOTI JUNIOR SECONDARY SCHOOL	MINOR REPAIRS TO THE EXISTING SCHOOL	900,000	-	-	Amathole District Municipality	-32.0655790	28.2627070	M. Mduba	DOE
MTOMBOTI JUNIOR SECONDARY SCHOOL	4 Watertanks	55,200	-	-	Amathole District Municipality	-32.0655790	28.2627070	M. Mduba	DOE
MTWENI SENIOR SECONDARY SCHOOL	MINOR REPAIRS TO THE EXISTING SCHOOL	444,925	-	-	O.R.Tambo District Municipality	-31.6270290	29.3906260	M. Mduba	DOE



Object Name	Project Scope (Scope including no.of units)	2023/24	2024/25	2025/26	District Municipality	Latitude	Longitude	Project Leader	Social Partners
MTWENI SENIOR SECONDARY SCHOOL	4 Watertanks	55,200	-	-	O.R.Tambo District Municipality	-31.6270290	29.3906260	M. Mduba	DOE
MTYOBO PUBLIC PRIMARY SCHOOL	Flush toilets Maintenance	200,000	-	-	Sarah Baartman District Municipality	-33.5771417	26.8880033	M. Mduba	DOE
MVENYANE PRIMARY SCHOOL	2 Watertanks	29,600	-	-	Alfred Nzo District Municipality	-30.5555000	29.0345000	M. Mduba	DOE
MXAKA SENIOR PRIMARY SCHOOL	MINOR REPAIRS TO THE EXISTING SCHOOL	900,000	-	-	Amathole District Municipality	-32.1796100	27.8806483	M. Mduba	DOE
MXAKA SENIOR PRIMARY SCHOOL	Provision of 2 prefabricated classrooms	3,971,330	-	-	Amathole District Municipality	-32.1796100	27.8806483	M. Mduba	DOE
MXAMBULI PRIMARY SCHOOL	MINOR REPAIRS TO THE EXISTING SCHOOL	444,925	-	-	O.R.Tambo District Municipality	-31.8277250	28.8741450	M. Mduba	DOE
MXUMBU PRIMARY SCHOOL	2 Watertanks	29,600	-	-	Amathole District Municipality	-32.8669420	27.0483410	M. Mduba	DOE
MZAMBANA JUNIOR SECONDARY SCHOOL	4 Watertanks	55,200	-	-	Alfred Nzo District Municipality	-30.9226000	29.7739900	M. Mduba	DOE
MZAMO SENIOR PRIMARY SCHOOL	Provision of 2 prefabricated classrooms	116,414	-	-	Alfred Nzo District Municipality	-30.8912530	29.0059590	M. Mduba	DOE
Mzamomhle DCC	Maintenance	452,440	-	-	Nelson Mandela Bay Metropolitan Municipality	-33.8043000	25.3935000	M. Mduba	DOE
MZAMOMHLE ECD / WHITTLESEA	Maintenance	1,184,192	-	-	Nelson Mandela Bay Metropolitan Municipality	-33.8043000	25.3935000	M. Mduba	DOE
MZAMOMHLE ECD / OXTON	Renovations, ablutions, and fence	655,012	-	-	Nelson Mandela Bay Metropolitan Municipality	-33.8043000	25.3935000	M. Mduba	DOE
MZAMOWETHU PUBLIC SCHOOL	Prefabs and Support Structures	10,000	-	-	Buffalo City Metropolitan Municipality	-32.9540280	27.9911360	M. Mduba	DOE
MZIKAYISE DALASILE SENIOR SECONDARY SCHOOL	MINOR REPAIRS TO THE EXISTING SCHOOL	444,925	-	-	Chris Hani District Municipality	-31.6489767	28.2473617	M. Mduba	DOE



Object Name	Project Scope (Scope including no.of units)	2023/24	2024/25	2025/26	District Municipality	Latitude	Longitude	Project Leader	Social Partners
MZIKAYISE DALASILE SENIOR SECONDARY SCHOOL	Fencing and Gates (2x Pedestrian, 2x double swing, 1 x double slide)	103,661	-	-	Chris Hani District Municipality	-31.6489767	28.2473617	M. Mduba	DOE
MZIMHLOPHE PUBLIC PRIMARY SCHOOL	Flush toilets Maintenance	200,000	-	-	Nelson Mandela Bay Metropolitan Municipality	-33.8577950	25.5570410	M. Mduba	DOE
MZIMKHULU JUNIOR SECONDARY SCHOOL	Flush toilets Maintenance	200,000	-	-	Joe Gqabi District Municipality	-31.0023783	26.3330317	M. Mduba	DOE
MZINGISI PRIMARY SCHOOL	Fencing and Gates (2x Pedestrian, 2x double swing, 1 x double slide)	86,502	-	-	O.R.Tambo District Municipality	-31.1307933	28.8924133	M. Mduba	DOE
MZINGISI PRIMARY SCHOOL	4 Watertanks	55,200	-	-	Sarah Baartman District Municipality	-34.0356330	24.7761490	M. Mduba	DOE
MZOMHLE SENIOR SECONDARY SCHOOL	Fencing and Gates (2x Pedestrian, 2x double swing, 1 x double slide)	176,653	-	-	Joe Gqabi District Municipality	-30.5975433	27.3688200	M. Mduba	DOE
MZONGWANA JUNIOR SECONDARY SCHOOL	Roof blown away	225,102	-	-	O.R.Tambo District Municipality	-31.6743867	29.2147167	M. Mduba	DOE
MZOXOLO SENIOR PRIMARY SCHOOL	MINOR REPAIRS TO THE EXISTING SCHOOL	444,925	-	-	Buffalo City Metropolitan Municipality	-32.9297060	27.7559190	M. Mduba	DOE
N V CEWU PUBLIC PRIMARY SCHOOL	Flush toilets Maintenance	200,000	-	-	Sarah Baartman District Municipality	-33.2886440	26.5593310	M. Mduba	DOE
NABILEYO SENIOR PRIMARY SCHOOL	Flush toilets Maintenance	200,000	-	-	Chris Hani District Municipality	-31.9849910	28.1164670	M. Mduba	DOE
NALEDI JUNIOR SECONDARY SCHOOL	4 Watertanks	55,200	-	-	Alfred Nzo District Municipality	-30.2584200	28.6932400	M. Mduba	DOE
NANGAMSO SECONDARY SCHOOL	Provision of New VIP Toilets and water tanks	274,987	-	-	Amathole District Municipality	-32.7063450	27.3964017	M. Mduba	DOE
NATHANIEL NYALUZA SENIOR SECONDARY SCHOOL	Flush toilets Maintenance	200,000	-	-	Sarah Baartman District Municipality	-33.3113680	26.5483430	M. Mduba	DOE
NATHANIEL PAMLA HIGH SCHOOL	Flush toilets Maintenance	200,000	-	-	Amathole District Municipality	-33.1997690	27.1398780	M. Mduba	DOE



Object Name	Project Scope (Scope including no.of units)	2023/24	2024/25	2025/26	District Municipality	Latitude	Longitude	Project Leader	Social Partners
NATHANIEL PAMLA HIGH SCHOOL	4 Watertanks	55,200	-	-	Amathole District Municipality	-33.1997690	27.1398780	M. Mduba	DOE
NCAPAI JUNIOR SECONDARY SCHOOL	Flush toilets Maintenance	200,000	-	-	Amathole District Municipality	-32.3234370	28.1741680	M. Mduba	DOE
NCEDOLWETHU SENIOR SECONDARY SCHOOL	4 Watertanks	55,200	-	-	Amathole District Municipality	-33.1753650	27.2789020	M. Mduba	DOE
NCEMBU JUNIOR SECONDARY SCHOOL (Replaced LUBISINI JSS)	MINOR REPAIRS TO THE EXISTING SCHOOL	444,925	-	-	Joe Gqabi District Municipality	-31.3935700	28.4030650	M. Mduba	DOE
NCEMERA JUNIOR PRIMARY SCHOOL	Fencing and Gates (2x Pedestrian, 2x double swing, 1 x double slide)	1,829,677	-	-	Buffalo City Metropolitan Municipality	-32.7730450	27.5010790	M. Mduba	DOE
NCEMERA JUNIOR PRIMARY SCHOOL	Flush toilets Maintenance	200,000	-	-	Buffalo City Metropolitan Municipality	-32.7730450	27.5010790	M. Mduba	DOE
NCENJANE JUNIOR PRIMARY SCHOOL	2 Watertanks	29,600	-	-	Alfred Nzo District Municipality	-30.8768750	30.0396360	M. Mduba	DOE
NCERA PRIMARY SCHOOL	4 Classrooms roofs ripped off	85,319	-	-	Amathole District Municipality	-32.7322317	26.9271317	M. Mduba	DOE
NCHAFATSO PRIMARY SCHOOL	Flush toilets Maintenance	200,000	-	-	Joe Gqabi District Municipality	-30.6942200	26.6891433	M. Mduba	DOE
NCIHANA JUNIOR SECONDARY SCHOOL	4 Watertanks	55,200	-	-	Amathole District Municipality	-31.9872350	28.6882210	M. Mduba	DOE
NCISE JUNIOR SECONDARY SCHOOL	MINOR REPAIRS TO THE EXISTING SCHOOL	444,925	-	-	O.R.Tambo District Municipality	-31.5365450	28.6888020	M. Mduba	DOE
NCUNCUZO SENIOR SECONDARY SCHOOL	Provision of 2 prefabricated classrooms	663,484	-	-	Chris Hani District Municipality	-31.9048392	27.5339913	M. Mduba	DOE
NCUNCUZO SENIOR SECONDARY SCHOOL	MINOR REPAIRS TO THE EXISTING SCHOOL	444,925	-	-	Chris Hani District Municipality	-31.9048392	27.5339913	M. Mduba	DOE
NCUNCUZO SENIOR SECONDARY SCHOOL	4 Watertanks	55,200	-	-	Chris Hani District Municipality	-31.9048392	27.5339913	M. Mduba	DOE
NCURA SENIOR SECONDARY SCHOOL	Fencing and Gates (2x Pedestrian, 2x double swing, 1 x double slide)	87,206	-	-	Alfred Nzo District Municipality	-30.9350792	29.5526148	M. Mduba	DOE



Object Name	Project Scope (Scope including no.of units)	2023/24	2024/25	2025/26	District Municipality	Latitude	Longitude	Project Leader	Social Partners
NDABANKULU SENIOR SECONDARY SCHOOL	Provision of 2 prefabricated classrooms	900,000	-	-	Amathole District Municipality	-32.3472620	28.0296450	M. Mduba	DOE
NDALISO SENIOR SECONDARY SCHOOL	MINOR REPAIRS TO THE EXISTING SCHOOL	444,925	-	-	O.R.Tambo District Municipality	-31.1502630	29.6520810	M. Mduba	DOE
NDALISO SENIOR SECONDARY SCHOOL	Fencing and Gates (2x Pedestrian, 2x double swing, 1 x double slide)	106,339	-	-	O.R.Tambo District Municipality	-31.1502630	29.6520810	M. Mduba	DOE
NDALISO SENIOR SECONDARY SCHOOL	4 Watertanks	55,200	-	-	O.R.Tambo District Municipality	-31.1502630	29.6520810	M. Mduba	DOE
NDAMASE SENIOR SECONDARY SCHOOL	MINOR REPAIRS TO THE EXISTING SCHOOL	444,925	-	-	O.R.Tambo District Municipality	-31.6409150	28.8663600	M. Mduba	DOE
NDAMASE SENIOR SECONDARY SCHOOL	Flush toilets Maintenance	200,000	-	-	O.R.Tambo District Municipality	-31.6409150	28.8663600	M. Mduba	DOE
NDAMASE SENIOR SECONDARY SCHOOL	4 Watertanks	55,200	-	-	O.R.Tambo District Municipality	-31.6409150	28.8663600	M. Mduba	DOE
NDEMA SENIOR SECONDARY SCHOOL	2 Watertanks	29,600	-	-	Amathole District Municipality	-33.0128267	27.3831483	M. Mduba	DOE
NDLOVAYIPHATHWA SENIOR PRIMARY SCHOOL	Disaster Maintenance	1,000,000	-	-	O.R.Tambo District Municipality	-31.4432467	29.1145283	M. Mduba	DOE
NDOFELA JUNIOR SECONDARY SCHOOL	2 Watertanks	29,600	-	-	Joe Gqabi District Municipality	-30.3772220	27.4367950	M. Mduba	DOE
NDONGA JUNIOR SECONDARY SCHOOL	Fencing and Gates (2x Pedestrian, 2x double swing, 1 x double slide)	679,721	-	-	Chris Hani District Municipality	-31.6894583	27.4203233	M. Mduba	DOE
NDUKUMBANA JUNIOR PRIMARY SCHOOL (Retain)	MINOR REPAIRS TO THE EXISTING SCHOOL	444,925	-	-	Amathole District Municipality	-32.7740860	27.4294860	M. Mduba	DOE
NDUMNGELA SENIOR PRIMARY SCHOOL	2 Watertanks	29,600	-	-	Chris Hani District Municipality	-31.64445720	27.8896490	M. Mduba	DOE
NDUNGE JUNIOR SECONDARY SCHOOL	4 Watertanks	55,200	-	-	Alfred Nzo District Municipality	-30.8330130	29.8693190	M. Mduba	DOE
NDYEBO NTSALUBA SENIOR SECONDARY SCHOOL	Provision of 2 prefabricated classrooms	663,484	-	-	Chris Hani District Municipality	-32.0256450	27.9491830	M. Mduba	DOE
Neskuikens Educare	Renovations (Ceiling, paint & floors) and fence	367,936	-	-	Sarah Baartman	-32.917805	41.3898330	M. Mduba	DOE



Object Name	Project Scope (Scope including no.of units)	2023/24	2024/25	2025/26	District Municipality	Latitude	Longitude	Project Leader	Social Partners
NEW GENERATIONS PRIMARY SCHOOL	MINOR REPAIRS TO THE EXISTING SCHOOL	444,925	-	-	Buffalo City Metropolitan Municipality	-33.0034640	27.8434280	M. Mduba	DOE
NEW HOPE COMBINED SCHOOL	MINOR REPAIRS TO THE EXISTING SCHOOL	444,925	-	-	Chris Hani District Municipality	-32.1870920	26.7631810	M. Mduba	DOE
NEW HOPE COMBINED SCHOOL	2 Watertanks	29,600	-	-	Chris Hani District Municipality	-32.1870920	26.7631810	M. Mduba	DOE
NGANGELIZWE SENIOR SECONDARY SCHOOL	Flush toilets Maintenance	200,000	-	-	O.R.Tambo District Municipality	-31.6064870	28.7993360	M. Mduba	DOE
NGANGELIZWE SENIOR SECONDARY SCHOOL	Fencing and Gates (2x Pedestrian, 2x double swing, 1 x double slide)	104,663	-	-	Amathole District Municipality	-32.9838340	27.0654090	M. Mduba	DOE
NGANGENYATI PRIMARY SCHOOL	2 Watertanks	29,600	-	-	Chris Hani District Municipality	-31.9163283	28.0298083	M. Mduba	DOE
NGCELE JUNIOR SECONDARY SCHOOL	2 Watertanks	29,600	-	-	Joe Gqabi District Municipality	-31.1558710	28.5260530	M. Mduba	DOE
NGCOBO PRIMARY SCHOOL	Flush toilets Maintenance	200,000	-	-	Chris Hani District Municipality	-31.6738540	27.9952780	M. Mduba	DOE
NGCUNGENI JUNIOR SECONDARY SCHOOL	2 prefabricated classrooms damaged irreparably	855,332	-	-	O.R.Tambo District Municipality	-31.0252390	29.5371560	M. Mduba	DOE
NGELE PRIMARY SCHOOL	1 classroom roof damaged. 3 toilet cubicles roof structure and wall caved in	1,390,687	-	-	Amathole District Municipality	-32.7644067	27.0102167	M. Mduba	DOE
NGOBOZANA JUNIOR SECONDARY SCHOOL	4 Watertanks	55,200	-	-	O.R.Tambo District Municipality	-31.3614510	29.5293810	M. Mduba	DOE
NGONYAMA JUNIOR PRIMARY SCHOOL	Provision of New VIP Toilets and water tanks	547,955	-	-	O.R.Tambo District Municipality	-31.9990500	28.6604550	M. Mduba	DOE
NGOZI SENIOR PRIMARY SCHOOL	2 Watertanks	29,600	-	-	Alfred Nzo District Municipality	-31.0194683	29.1966067	M. Mduba	DOE
NGQAQINI JUNIOR SECONDARY SCHOOL	MINOR REPAIRS TO THE EXISTING SCHOOL	900,000	-	-	Amathole District Municipality	-32.3461883	28.4435800	M. Mduba	DOE
NGQELE PRIMARY SCHOOL	MINOR REPAIRS TO THE EXISTING SCHOOL	444,925	-	-	Amathole District Municipality	-32.8108050	26.9149050	M. Mduba	DOE



Object Name	Project Scope (Scope including no.of units)	2023/24	2024/25	2025/26	District Municipality	Latitude	Longitude	Project Leader	Social Partners
NGQELENI SENIOR SECONDARY SCHOOL	Provision of 2 prefabricated classrooms	115,228	-	-	O.R.Tambo District Municipality	-31.6678120	29.0147180	M. Mduba	DOE
NGQELENI SENIOR SECONDARY SCHOOL (Replaced James Nguza SPS)	MINOR REPAIRS TO THE EXISTING SCHOOL	900,000	-	-	O.R.Tambo District Municipality	-31.6678120	29.0147180	M. Mduba	DOE
NGQUBUSINI PRIMARY SCHOOL	Fencing and Gates (2x Pedestrian, 2x double swing, 1 x double slide)	397,062	-	-	O.R.Tambo District Municipality	-31.2751933	28.9552717	M. Mduba	DOE
NGQWARA JUNIOR SECONDARY SCHOOL	Sanitation and Water	296,355	-	-	Amathole District Municipality	-32.4338717	28.5560100	M. Mduba	DOE
NGUBESIZWE PRIMARY SCHOOL	3 classrooms roof blown off	147,278	-	-	O.R.Tambo District Municipality	-31.4469800	28.6365000	M. Mduba	DOE
NGUBETOLE BAM JUNIOR SECONDARY SCHOOL	Flush toilets Maintenance	200,000	-	-	Amathole District Municipality	-32.0987470	28.3095920	M. Mduba	DOE
NGUBEZULU JUNIOR SECONDARY SCHOOL	MINOR REPAIRS TO THE EXISTING SCHOOL	444,925	-	-	Chris Hani District Municipality	-31.9819400	27.9398667	M. Mduba	DOE
NGWAYIBANJWA PRIMARY SCHOOL	2 Watertanks	29,600	-	-	O.R.Tambo District Municipality	-31.0768570	29.08566830	M. Mduba	DOE
NGXAMNGXA PUBLIC SCHOOL	Provision of 2 prefabricated classrooms	900,000	-	-	Amathole District Municipality	-32.917805	41.3898330	M. Mduba	DOE
NGXAMNGXA PUBLIC SCHOOL	Fencing and Gates (2x Pedestrian, 2x double swing, 1 x double slide)	115,646	-	-	Amathole District Municipality	-32.917805	41.3898330	M. Mduba	DOE
NJIVENI JUNIOR SECONDARY SCHOOL	Disaster Maintenance	1,000,000	-	-	O.R.Tambo District Municipality	-31.5746300	29.1522000	M. Mduba	DOE
NJIVENI JUNIOR SECONDARY SCHOOL	MINOR REPAIRS TO THE EXISTING SCHOOL	900,000	-	-	O.R.Tambo District Municipality	-31.5746300	29.1522000	M. Mduba	DOE
NKOZO JUNIOR SECONDARY SCHOOL	Disaster Maintenance	1,000,000	-	-	O.R.Tambo District Municipality	-31.1960430	29.4200250	M. Mduba	DOE
NKULULEKO SENIOR PRIMARY SCHOOL	MINOR REPAIRS TO THE EXISTING SCHOOL	900,000	-	-	Amathole District Municipality	-32.3686140	28.0026950	M. Mduba	DOE
NKULULEKO SENIOR SECONDARY SCHOOL	2 Watertanks	29,600	-	-	Joe Gqabi District Municipality	-30.5522320	27.3294010	M. Mduba	DOE

Object Name	Project Scope (Scope including no.of units)	2023/24	2024/25	2025/26	District Municipality	Latitude	Longitude	Project Leader	Social Partners
NKUNDLA PRIMARY SCHOOL	MINOR REPAIRS TO THE EXISTING SCHOOL	444,925	-	-	Alfred Nzo District Municipality	-30.9423360	29.7176850	M. Mduba	DOE
NKUNZIMBINI JUNIOR SECONDARY SCHOOL	MINOR REPAIRS TO THE EXISTING SCHOOL	900,000	-	-	O.R.Tambo District Municipality	-31.7721433	29.0317317	M. Mduba	DOE
NKUTHALO PUBLIC PRIMARY SCHOOL	Fencing and Gates (2x Pedestrian, 2x double swing, 1 x double slide)	840,715	-	-	Nelson Mandela Bay Metropolitan Municipality	-33.8781620	25.5652900	M. Mduba	DOE
NKWEZANA PUBLIC SCHOOL	4 Watertanks	55,200	-	-	Buffalo City Metropolitan Municipality	-32.9052000	28.0231000	M. Mduba	DOE
NOBANGILE SENIOR SECONDARY SCHOOL	4 Watertanks	55,200	-	-	Amathole District Municipality	-32.1317670	28.9026770	M. Mduba	DOE
NOBHOTWE JUNIOR PRIMARY SCHOOL	Fencing and Gates (2x Pedestrian, 2x double swing, 1 x double slide)	90,943	-	-	Buffalo City Metropolitan Municipality	-32.9296800	27.7256830	M. Mduba	DOE
NOBUZWE SENIOR PRIMARY SCHOOL	Fencing and Gates (2x Pedestrian, 2x double swing, 1 x double slide)	277,225	-	-	Chris Hani District Municipality	-31.9022460	27.5988850	M. Mduba	DOE
NOGEMANE SENIOR SECONDARY SCHOOL	MINOR REPAIRS TO THE EXISTING SCHOOL	444,925	-	-	O.R.Tambo District Municipality	-31.7976860	29.1659940	M. Mduba	DOE
NOKWANDA JUNIOR PRIMARY SCHOOL	Fencing and Gates (2x Pedestrian, 2x double swing, 1 x double slide)	457,390	-	-	Chris Hani District Municipality	-31.9110090	26.9679760	M. Mduba	DOE
NOLITA SENIOR PRIMARY SCHOOL	MINOR REPAIRS TO THE EXISTING SCHOOL	900,000	-	-	Amathole District Municipality	-32.1536800	28.1992817	M. Mduba	DOE
NOMAKA MBEKI TECHNICAL SENIOR SECONDARY SCHOOL	MINOR REPAIRS TO THE EXISTING SCHOOL	444,925	-	-	Amathole District Municipality	-32.1450000	28.3391000	M. Mduba	DOE
NOMAKA MBEKI TECHNICAL SENIOR SECONDARY SCHOOL	4 Watertanks	55,200	-	-	Amathole District Municipality	-32.1450000	28.3391000	M. Mduba	DOE
NOMATHAMSANQA PRIMARY SCHOOL	Flush toilets Maintenance	200,000	-	-	Nelson Mandela Bay Metropolitan Municipality	-33.8217210	25.4550610	M. Mduba	DOE
NOMATHEBE JUNIOR SECONDARY SCHOOL	MINOR REPAIRS TO THE EXISTING SCHOOL	444,925	-	-	Alfred Nzo District Municipality	-30.8237690	29.5966260	M. Mduba	DOE
NOMCAMBA JUNIOR SECONDARY SCHOOL	MINOR REPAIRS TO THE EXISTING SCHOOL	900,000	-	-	O.R.Tambo District Municipality	-31.7105817	29.1742733	M. Mduba	DOE



Object Name	Project Scope (Scope including no.of units)	2023/24	2024/25	2025/26	District Municipality	Latitude	Longitude	Project Leader	Social Partners
NOMONDE PUBLIC SCHOOL	Flush toilets Maintenance	200,000	-	-	Chris Hani District Municipality	-31.3844860	26.3614690	M. Mduba	DOE
NOMPENDULO PRIMARY SCHOOL	3 classrooms roof ripped off, office roof blown off	1,327,853	-	-	Chris Hani District Municipality	-31.8605350	27.7668270	M. Mduba	DOE
NOMPUCUKO COMBINED SCHOOL	Flush toilets Maintenance	200,000	-	-	Sarah Baartman District Municipality	-33.6781420	26.6300710	M. Mduba	DOE
NOMPUMALANGA SPECIAL SCHOOL	Flush toilets Maintenance	200,000	-	-	Alfred Nzo District Municipality	-30.8480550	29.7948183	M. Mduba	DOE
Nompumelelo ECD	Renovations, ablutions, and fence	277,258	-	-	Chris Hani District Municipality	-31.7137000	27.1308000	M. Mduba	DOE
NOMPUMELELO PRIMARY SCHOOL	2 Watertanks	29,600	-	-	Amathole District Municipality	-31.8815470	28.2994920	M. Mduba	DOE
NOMPUMELELO SENIOR SECONDARY SCHOOL	4 Watertanks	55,200	-	-	Chris Hani District Municipality	-32.1996033	26.8171533	M. Mduba	DOE
NOMVUYO JUNIOR SECONDARY SCHOOL	2 Watertanks	29,600	-	-	Chris Hani District Municipality	-31.9226390	27.0080040	M. Mduba	DOE
NOMZAMO JUNIOR SECONDARY SCHOOL	MINOR REPAIRS TO THE EXISTING SCHOOL	444,925	-	-	O.R.Tambo District Municipality	-31.0786690	29.5006000	M. Mduba	DOE
Nomzamo Pre-school	Minor maintenance on ECD Centres	-	543,788	-	EC WHOLE	-32.917805	41.3898330	M. Mduba	DOE
NOMZAMO SECONDARY SCHOOL	Flush toilets Maintenance	200,000	-	-	Sarah Baartman District Municipality	-33.5737940	26.8910770	M. Mduba	DOE
NON INFRASTRUCTURE SOLUTIONS	NON INFRASTRUCTURE	6,910,749	896,232	50,000,000	EC WHOLE	-32.917805	41.3898330	M. Mduba	DOE
NONCEBA SENIOR SECONDARY SCHOOL	Flush toilets Maintenance	200,000	-	-	Buffalo City Metropolitan Municipality	-32.9279820	27.4397000	M. Mduba	DOE
NONCEDO COMBINED SCHOOL	Prefabs and Support Structures	10,000	-	-	Buffalo City Metropolitan Municipality	-32.9061933	27.8817133	M. Mduba	DOE
NONDWE SENIOR SECONDARY SCHOOL	MINOR REPAIRS TO THE EXISTING SCHOOL	900,000	-	-	Amathole District Municipality	-32.2709360	28.3621690	M. Mduba	DOE
NONESI PUBLIC SCHOOL	Disaster Maintenance	1,000,000	-	-	Chris Hani District Municipality	-31.9107700	26.8675300	M. Mduba	DOE



Object Name	Project Scope (Scope including no.of units)	2023/24	2024/25	2025/26	District Municipality	Latitude	Longitude	Project Leader	Social Partners
NONESI PUBLIC SCHOOL	Fencing and Gates (2x Pedestrian, 2x double swing, 1 x double slide)	639,260	-	-	Chris Hani District Municipality	-31.9107700	26.8675300	M. Mduba	DOE
NONESI PUBLIC SCHOOL	MINOR REPAIRS TO THE EXISTING SCHOOL	444,925	-	-	Chris Hani District Municipality	-31.9107700	26.8675300	M. Mduba	DOE
NONESI PUBLIC SCHOOL	Flush toilets Maintenance	200,000	-	-	Chris Hani District Municipality	-31.9107700	26.8675300	M. Mduba	DOE
NONGEKE SECONDARY SCHOOL	Provision of 2 prefabricated classrooms	116,414	-	-	Alfred Nzo District Municipality	-30.9058140	29.9678900	M. Mduba	DOE
NONIBE JUNIOR SECONDARY SCHOOL	2 Watertanks	29,600	-	-	Chris Hani District Municipality	-32.0380470	27.2946610	M. Mduba	DOE
NONKQUBELA JUNIOR PRIMARY SCHOOL	Flush toilets Maintenance	200,000	-	-	Buffalo City Metropolitan Municipality	-32.9265260	27.4970920	M. Mduba	DOE
NONKQUBELA JUNIOR PRIMARY SCHOOL	Flush toilets Maintenance	200,000	-	-	Nelson Mandela Bay Metropolitan Municipality	-33.8848500	25.6001090	M. Mduba	DOE
NONKQUBELA SENIOR PRIMARY SCHOOL	Fencing and Gates (2x Pedestrian, 2x double swing, 1 x double slide)	260,722	-	-	Amathole District Municipality	-32.0860867	28.3733767	M. Mduba	DOE
NONKQUBELA SENIOR SECONDARY SCHOOL	3 classrooms roof structure blown off	2,217,078	-	-	Alfred Nzo District Municipality	-30.8780740	29.8405520	M. Mduba	DOE
NONKQUBELA SENIOR SECONDARY SCHOOL	4 Watertanks	55,200	-	-	Alfred Nzo District Municipality	-30.8780740	29.8405520	M. Mduba	DOE
NONTANGANA SENIOR PRIMARY SCHOOL	2 classroom roofs blown away	6,338	-	-	O.R.Tambo District Municipality	-31.3630700	28.9506667	M. Mduba	DOE
NONYAMEKO PRIMARY	Flush toilets Maintenance	200,000	-	-	Amathole District Municipality	-32.6922780	26.0985020	M. Mduba	DOE
NONYAMEKO PRIMARY SCHOOL	Provision of New VIP Toilets and water tanks	841,024	-	-	Amathole District Municipality	-32.6685930	27.5004220	M. Mduba	DOE
NONYEMBEZI JUNIOR SECONDARY SCHOOL	MINOR REPAIRS TO THE EXISTING SCHOOL	900,000	-	-	Amathole District Municipality	-32.4831480	28.2217140	M. Mduba	DOE
NONZWAKAZI JUNIOR PRIMARY SCHOOL	4 classrooms and principals office roof partly damaged. Carport	83,753	-	-	Chris Hani District Municipality	-31.9756220	26.5808530	M. Mduba	DOE



Object Name	Project Scope (Scope including no.of units)	2023/24	2024/25	2025/26	District Municipality	Latitude	Longitude	Project Leader	Social Partners
NONZWAKAZI JUNIOR PRIMARY SCHOOL	4 Watertanks	55,200	-	-	Chris Hani District Municipality	-31.9756220	26.5808530	M. Mduba	DOE
NOSIPHO PRIMARY SCHOOL	Fencing and Gates (2x Pedestrian, 2x double swing, 1 x double slide)	840,715	-	-	Nelson Mandela Bay Metropolitan Municipality	-33.8228990	25.4004680	M. Mduba	DOE
NOSIZWE HIGH SCHOOL	Flush toilets Maintenance	200,000	-	-	Buffalo City Metropolitan Municipality	-32.9294000	27.4625000	M. Mduba	DOE
NOSIZWE HIGH SCHOOL	Fencing and Gates (2x Pedestrian, 2x double swing, 1 x double slide)	78,196	-	-	Buffalo City Metropolitan Municipality	-32.9294000	27.4625000	M. Mduba	DOE
NOTHONTO PRIMARY SCHOOL	1 classroom roof peeled open, broken window panes	554,517	-	-	Amathole District Municipality	-32.7461990	26.6451710	M. Mduba	DOE
NOTSOLO SENIOR PRIMARY SCHOOL	MINOR REPAIRS TO THE EXISTING SCHOOL	900,000	-	-	O.R.Tambo District Municipality	-31.4496833	29.1469900	M. Mduba	DOE
NOTSWELEBA PRIMARY SCHOOL	MINOR REPAIRS TO THE EXISTING SCHOOL	444,925	-	-	O.R.Tambo District Municipality	-31.2252880	28.9368950	M. Mduba	DOE
NOXHAKAZA JUNIOR SECONDARY SCHOOL	MINOR REPAIRS TO THE EXISTING SCHOOL	444,925	-	-	Amathole District Municipality	-32.1879820	28.1144250	M. Mduba	DOE
NOZALISILE SECONDARY SCHOOL	2 Watertanks	29,600	-	-	Amathole District Municipality	-32.8915730	27.1662450	M. Mduba	DOE
NQUQU JUNIOR SECONDARY SCHOOL	2 Watertanks	29,600	-	-	Chris Hani District Municipality	-31.8072590	27.5894140	M. Mduba	DOE
NQWEBA SECONDARY SCHOOL	Flush toilets Maintenance	200,000	-	-	Sarah Baartman District Municipality	-32.2348410	24.5397910	M. Mduba	DOE
NTABANKULU SENIOR PRIMARY SCHOOL	2 Watertanks	29,600	-	-	Chris Hani District Municipality	-31.9139210	27.2272370	M. Mduba	DOE
NTABANKULU SENIOR SECONDARY SCHOOL	Provision of 2 prefabricated classrooms	116,414	-	-	Alfred Nzo District Municipality	-30.9648120	29.3062660	M. Mduba	DOE
NTABELANGA SENIOR PRIMARY SCHOOL	Flush toilets Maintenance	200,000	-	-	Chris Hani District Municipality	-32.2070240	26.8006440	M. Mduba	DOE
NTABELANGA SENIOR PRIMARY SCHOOL	4 Watertanks	55,200	-	-	Chris Hani District Municipality	-32.2070240	26.8006440	M. Mduba	DOE



Object Name	Project Scope (Scope including no.of units)	2023/24	2024/25	2025/26	District Municipality	Latitude	Longitude	Project Leader	Social Partners
NTAFUFU SENIOR SECONDARY SCHOOL	MINOR REPAIRS TO THE EXISTING SCHOOL	900,000	-	-	O.R.Tambo District Municipality	-31.4996570	29.5100920	M. Mduba	DOE
NTAFUFU SENIOR SECONDARY SCHOOL	Fencing and Gates (2x Pedestrian, 2x double swing, 1 x double slide)	151,924	-	-	O.R.Tambo District Municipality	-31.4996570	29.5100920	M. Mduba	DOE
NTAMONDE SENIOR PRIMARY SCHOOL	4 Watertanks	55,200	-	-	Alfred Nzo District Municipality	-30.7863983	29.6201867	M. Mduba	DOE
NTLALO PUBLIC SECONDARY SCHOOL	Flush toilets Maintenance	200,000	-	-	Joe Gqabi District Municipality	-31.2772400	25.8028230	M. Mduba	DOE
NTLALONTLE JUNIOR SECONDARY SCHOOL	Provision of New VIP Toilets and water tanks	681,178	-	-	Chris Hani District Municipality	-31.6553683	27.3944883	M. Mduba	DOE
NTLANEZWE SENIOR PRIMARY SCHOOL	Provision of New VIP Toilets and water tanks	650,295	-	-	Alfred Nzo District Municipality	-30.9159250	29.6986433	M. Mduba	DOE
NTLAZA JUNIOR SECONDARY SCHOOL	Provision of 2 prefabricated classrooms	115,228	-	-	O.R.Tambo District Municipality	-31.5661290	29.1198250	M. Mduba	DOE
NTLEMEZA PRIMARY SCHOOL	Flush toilets Maintenance	200,000	-	-	Nelson Mandela Bay Metropolitan Municipality	-33.8027050	25.4021670	M. Mduba	DOE
NTOKO PRIMARY SCHOOL	2 Watertanks	29,600	-	-	Joe Gqabi District Municipality	-30.4469600	28.4554750	M. Mduba	DOE
NTSELAMANZI PRIMARY SCHOOL	5 Classroom plus HOD remove "asbestos" roof sheets and replace with metal. 3 classrooms inspect metal roof covering for damage and replace	346,777	-	-	Amathole District Municipality	-32.7623840	26.8469890	M. Mduba	DOE
NTSHELENI SENIOR PRIMARY SCHOOL	Fencing and Gates (2x Pedestrian, 2x double swing, 1 x double slide)	85,736	-	-	O.R.Tambo District Municipality	-31.1017750	29.1297850	M. Mduba	DOE
NTSIKA SENIOR SECONDARY SCHOOL	Flush toilets Maintenance	200,000	-	-	Sarahl Baartman District Municipality	-33.2792690	26.5837670	M. Mduba	DOE
Ntsimbakazi Day Care Centre	Minor maintenance on ECD Centres	-	549,972	-	Amathole District Municipality	-32.917805	41.3898330	M. Mduba	DOE
NTSIMBAKAZI JUNIOR SECONDARY SCHOOL	MINOR REPAIRS TO THE EXISTING SCHOOL	444,925	-	-	Amathole District Municipality	-32.1977510	28.7364640	M. Mduba	DOE



Object Name	Project Scope (Scope including no.of units)	2023/24	2024/25	2025/26	District Municipality	Latitude	Longitude	Project Leader	Social Partners
NTSINGA SENIOR PRIMARY SCHOOL	MINOR REPAIRS TO THE EXISTING SCHOOL	900,000	-	-	Chris Hani District Municipality	-31.4618400	28.2513950	M. Mduba	DOE
NTULIKAZI PRIMARY SCHOOL	Provision of 2 prefabricated classrooms	900,000	-	-	Amathole District Municipality	-32.6975230	26.8567950	M. Mduba	DOE
NXASANA SENIOR PRIMARY SCHOOL	2 Watertanks	29,600	-	-	Joe Gqabi District Municipality	-30.3943170	27.4221850	M. Mduba	DOE
NXEKO MTIKRAKRA SENIOR PRIMARY SCHOOL	Flush toilets Maintenance	200,000	-	-	O.R.Tambo District Municipality	-31.6027000	28.8074000	M. Mduba	DOE
Nyameko Dcc	Minor maintenance on ECD Centres	-	570,085	-	Buffalo City Metropolitan Municipality	-32.917805	41.3898330	M. Mduba	DOE
NYAMEKO HIGH SCHOOL	Fencing and Gates (2x Pedestrian, 2x double swing, 1 x double slide)	111,130	-	-	Buffalo City Metropolitan Municipality	-32.9421417	27.7223500	M. Mduba	DOE
NYANGA SENIOR SECONDARY SCHOOL	Flush toilets Maintenance	200,000	-	-	Chris Hani District Municipality	-31.6795750	28.0417450	M. Mduba	DOE
NYATELA SENIOR SECONDARY SCHOOL	Provision of New VIP Toilets and water tanks	717,995	-	-	Joe Gqabi District Municipality	-30.4469267	27.3564267	M. Mduba	DOE
NYIBIBA PRIMARY SCHOOL	Provision of 2 prefabricated classrooms	447,322	-	-	Buffalo City Metropolitan Municipality	-32.8522400	27.2207900	M. Mduba	DOE
NYWARA PRIMARY SCHOOL	Girls ablutions small section of roof covering blown off.	440,352	-	-	O.R.Tambo District Municipality	-30.9912540	28.7536240	M. Mduba	DOE
OUTSPAN PRIMARY SCHOOL	4 Watertanks	55,200	-	-	Alfred Nzo District Municipality	-30.3337717	28.7973950	M. Mduba	DOE
OVERTON PRIMARY SCHOOL	1 x prefabricated partitioned 60 sqm Administration space; 1x staff room; 3 xHOD Office; 8 x 60sqm prefabricated classrooms; Make good existing 2 x prefabricated classroom if deteriorated further since assessment; 1 x 60 sqm space partitioned to kitchen; 1 x 60sqm space for multipurpose & eating space ; 3 x storage of 15sqm ; Grade R Ablutions 4 seats + disabled ; Female Learner Toilets (8 seats) , Male Learner Ablutions (4 seats and 4 urinals); Female Educator(2 Seats); Male Educator(1 seat 1x urinal) - FLUSH Toilets connected to septic	13,977,462	2,000,000	-	Buffalo City Metropolitan Municipality	-33.0763000	27.7686000	M. Mduba	DOE



Object Name	Project Scope (Scope including no.of units)	2023/24	2024/25	2025/26	District Municipality	Latitude	Longitude	Project Leader	Social Partners
	<p>tank; Fencing to Grade R Play area , Grade R Play ground and equipment; Stormwater, drinking fountains x 2 , rainwater harvesting tanks connected to drinking fountains</p> <p>Demolish dilapidated precast concrete panel toilets x 6 and rehabilitate, Demolish existing corrugated iron shack classroom.</p> <p>Demolish existing slab where toilets were previously located and rehabilitate</p> <p>Build school in phases.</p> <p>New Paving, walkways and courtyards, Parking</p> <p>Grassing and landscaping</p> <p>Electricity new connection</p> <p>Water- Elevated water tank 10000l</p> <p>DECANTING - 9 X Classrooms</p> <p>Fencing- High Security Fencing</p>	200,000	-	-	Joe Gqabi District Municipality	-30.7026567	25.7689500	M. Mduba	DOE
OVISTON PRIMARY SCHOOL	Flush toilets Maintenance	200,000	-	-	Joe Gqabi District Municipality	-30.7026567	25.7689500	M. Mduba	DOE
PAKAMANI SENIOR SECONDARY SCHOOL	<p>Renovate Existing structures,</p> <p>Demolish dilapidated structures, Build 8 new classrooms, Admin Block, Nutrition Centre, Computer room, Multipurpose classroom, Science Laboratory, and Library and 17 toilets, including associated siteworks, including Elevated tank and security fencing</p>	2,979,375	26,034,063	26,386,563	Chris Hani District Municipality	-31.8110217	28.0270833	M. Mduba	DOE
PAKAMANI SENIOR SECONDARY SCHOOL	Flush toilets Maintenance	200,000	-	-	Amathole District Municipality	-32.2991650	28.2154850	M. Mduba	DOE
PAKAMANI SENIOR SECONDARY SCHOOL	Prefabs	116,414	-	-	Alfred Nzo District Municipality	-30.7713640	29.5597300	M. Mduba	DOE
PAKAMANI SENIOR SECONDARY SCHOOL	Fencing and Gates (2x Pedestrian, 2x double swing, 1 x double slide)	103,661	-	-	Chris Hani District Municipality	-31.8110217	28.0270833	M. Mduba	DOE
PALMERTON JUNIOR SECONDARY SCHOOL	Fencing and Gates (2x Pedestrian, 2x double swing, 1 x double slide)	67,555	-	-	O.R.Tambo District Municipality	-31.3215880	29.4879270	M. Mduba	DOE
PANGINDLELA JUNIOR SECONDARY SCHOOL	Provision of 2 prefabricated classrooms	900,000	-	-	O.R.Tambo District Municipality	-31.8270280	28.7602010	M. Mduba	DOE



Object Name	Project Scope (Scope including no.of units)	2023/24	2024/25	2025/26	District Municipality	Latitude	Longitude	Project Leader	Social Partners
PAPENKUIL PRIMARY SCHOOL	4 Watertanks	55,200	-	-	Nelson Mandela Bay Metropolitan Municipality	-33.9212550	25.5533960	M. Mduba	DOE
PARKSIDE PRIMARY SCHOOL	4 Watertanks	55,200	-	-	Nelson Mandela Bay Metropolitan Municipality	-33.9253520	25.5565840	M. Mduba	DOE
PATENSIE HIGH SCHOOL	4 Watertanks	55,200	-	-	Sarah Baartman District Municipality	-33.7438000	24.7997000	M. Mduba	DOE
PATERSON HS	MINOR REPAIRS TO THE EXISTING SCHOOL	444,925	-	-	Nelson Mandela Bay Metropolitan Municipality	-33.9373570	25.5710820	M. Mduba	DOE
PATRICIA NOAH JUNIOR SECONDARY SCHOOL	4 Watertanks	55,200	-	-	Amathole District Municipality	-32.5045330	28.3114910	M. Mduba	DOE
PEARSTON PRIMARY SCHOOL	Fencing and Gates (2x Pedestrian, 2x double swing, 1 x double slide)	90,455	-	-	Sarah Baartman District Municipality	-32.5808800	25.1480200	M. Mduba	DOE
PEFFERVILLE PRIMARY SCHOOL	Electricity	4,600,000	-	-	Buffalo City Metropolitan Municipality	-33.0080264	27.8832875	M. Mduba	DOE
PELLSRUS JUNIOR SECONDARY SCHOOL	Flush toilets Maintenance	200,000	-	-	Sarah Baartman District Municipality	-34.0601360	24.9211680	M. Mduba	DOE
PELLSRUS JUNIOR SECONDARY SCHOOL	4 Watertanks	55,200	-	-	Sarah Baartman District Municipality	-34.0601360	24.9211680	M. Mduba	DOE
PELOMOSA PRIMARY SCHOOL	Flush toilets Maintenance	200,000	-	-	Joe Gqabi District Municipality	-30.6930000	26.6883000	M. Mduba	DOE
PENDLA PRIMARY SCHOOL	Flush toilets Maintenance	200,000	-	-	Nelson Mandela Bay Metropolitan Municipality	-33.9007000	25.5877000	M. Mduba	DOE
PHAHAMENG PRIMARY SCHOOL	MINOR REPAIRS TO THE EXISTING SCHOOL	444,925	-	-	Joe Gqabi District Municipality	-31.1323090	26.8020730	M. Mduba	DOE
PHAHAMENG PRIMARY SCHOOL	Flush toilets Maintenance	200,000	-	-	Joe Gqabi District Municipality	-31.1323090	26.8020730	M. Mduba	DOE



Object Name	Project Scope (Scope including no.of units)	2023/24	2024/25	2025/26	District Municipality	Latitude	Longitude	Project Leader	Social Partners
PHAKAMA-HOFMEYR SENIOR SECONDARY (Retain)	MINOR REPAIRS TO THE EXISTING SCHOOL	444,925	-	-	Chris Hani District Municipality	-31.6409400	25.8095200	M. Mduba	DOE
Phakamani Goso Pre-school	Renovations (replacement of ceiling, roof and paint) and fence	15,167	-	-	Alfred Nzo District Municipality	-32.917805	41.3898330	M. Mduba	DOE
Phakamni Educare Centre	Renovations (replacement of ceiling, roof and paint) and fence	540,000	-	-	Chris Hani District Municipality	-32.917805	41.3898330	M. Mduba	DOE
PHALLANG PRIMARY SCHOOL	2 Watertanks	29,600	-	-	Alfred Nzo District Municipality	-30.3730940	28.3492100	M. Mduba	DOE
PHAPHANI HIGH SCHOOL	MINOR REPAIRS TO THE EXISTING SCHOOL	444,925	-	-	Nelson Mandela Bay Metropolitan Municipality	-33.8215950	25.4033800	M. Mduba	DOE
PHARAMAKHULO SENIOR PRIMARY SCHOOL	2 Watertanks	29,600	-	-	Alfred Nzo District Municipality	-30.4051930	28.6232040	M. Mduba	DOE
PHILEMON NGCELWANE HIGH SCHOOL	Fencing and Gates (2x Pedestrian, 2x double swing, 1 x double slide)	482,043	-	-	Buffalo City Metropolitan Municipality	-32.9214950	27.7337683	M. Mduba	DOE
PHILEMON NGCELWANE HIGH SCHOOL	MINOR REPAIRS TO THE EXISTING SCHOOL	444,925	-	-	Buffalo City Metropolitan Municipality	-32.9214950	27.7337683	M. Mduba	DOE
PHUMELELE COMP TECH SENIOR SECONDARY SCHOOL	2 Watertanks	29,600	-	-	Alfred Nzo District Municipality	-30.4398000	28.7406000	M. Mduba	DOE
POLOKOE JUNIOR PRIMARY SCHOOL	MINOR REPAIRS TO THE EXISTING SCHOOL	444,925	-	-	Joe Gqabi District Municipality	-30.5272150	28.5424067	M. Mduba	DOE
PONDOLWENDLOVU COMM SECONDARY S SCHOOL	Disaster Maintenance	267,075	-	-	O.R.Tambo District Municipality	-31.7062383	28.9447883	M. Mduba	DOE
POPLAR GROVE JUNIOR PRIMARY SCHOOL	Disaster Maintenance	1,000,000	-	-	Chris Hani District Municipality	-32.1389567	26.7584867	M. Mduba	DOE
PORT ALFRED JUNIOR SECONDARY SCHOOL	Flush toilets Maintenance	200,000	-	-	Sarah Baartman District Municipality	-33.5823467	26.8940767	M. Mduba	DOE
PORT ST JOHNS COMMUNITY SENIOR PRIMARY SCHOOL	MINOR REPAIRS TO THE EXISTING SCHOOL	900,000	-	-	O.R.Tambo District Municipality	-31.6391660	29.5392850	M. Mduba	DOE
PORT ST JOHNS JUNIOR SECONDARY SCHOOL	Flush toilets Maintenance	200,000	-	-	O.R.Tambo District Municipality	-31.6273140	29.5448780	M. Mduba	DOE



Object Name	Project Scope (Scope including no.of units)	2023/24	2024/25	2025/26	District Municipality	Latitude	Longitude	Project Leader	Social Partners
PORT ST JOHNS SENIOR SECONDARY SCHOOL	MINOR REPAIRS TO THE EXISTING SCHOOL	444,925	-	-	O.R.Tambo District Municipality	-31.6295470	29.5443580	M. Mduba	DOE
PROFESSIONAL MEMBERSHIP AND CONTINUOUS DEVELOPMENT	Professional Membership and Continuous Development	50,000	50,000	50,000	EC WHOLE	-32.917805	41.3898330	M. Mduba	DOE
PROGRAMME SUPPORT UNIT (PSU)	Programme Support	130,000,000	99,059,135	30,000,000	EC WHOLE	-32.917805	41.3898330	M. Mduba	DOE
PUTUMA JUNIOR SECONDARY SCHOOL	Fencing and Gates (2x Pedestrian, 2x double swing, 1 x double slide)	84,125	-	-	Amathole District Municipality	-32.0273850	29.0311290	M. Mduba	DOE
QADU SECONDARY SCHOOL	MINOR REPAIRS TO THE EXISTING SCHOOL	444,925	-	-	Alfred Nzo District Municipality	-31.0135200	29.8107550	M. Mduba	DOE
QAKA JUNIOR PRIMARY SCHOOL	Disaster Maintenance	1,000,000	-	-	O.R.Tambo District Municipality	-31.6134317	29.4097350	M. Mduba	DOE
QAQAMBA JUNIOR PRIMARY SCHOOL	4 Watertanks	55,200	-	-	Buffalo City Metropolitan Municipality	-32.9199910	27.4319880	M. Mduba	DOE
QATYWA PRIMARY JUNIOR SCHOOL	4 Watertanks	55,200	-	-	Amathole District Municipality	-32.1590367	28.9650817	M. Mduba	DOE
QEBE JUNIOR SECONDARY SCHOOL	4 Watertanks	55,200	-	-	Chris Hani District Municipality	-31.5121933	28.0356317	M. Mduba	DOE
QEBEDU JUNIOR SECONDARY SCHOOL	Fencing and Gates (2x Pedestrian, 2x double swing, 1 x double slide)	1,829,677	-	-	O.R.Tambo District Municipality	-31.2616067	29.4530100	M. Mduba	DOE
QEQE JUNIOR SECONDARY SCHOOL	MINOR REPAIRS TO THE EXISTING SCHOOL	900,000	-	-	Amathole District Municipality	-32.3882510	27.9354590	M. Mduba	DOE
QHAYIYA PRIMARY SCHOOL	Flush toilets Maintenance	200,000	-	-	Sarah Baartman District Municipality	-33.4878833	26.8346750	M. Mduba	DOE
QOKOLWENI PRIMARY SCHOOL	Disaster Maintenance	1,000,000	-	-	O.R.Tambo District Municipality	-31.7167800	28.7809810	M. Mduba	DOE
QULUQU PRIMARY SCHOOL	Roof sheeting lifted at kitchen and sick bay. Fallen tree damaged fence	206,587	-	-	Chris Hani District Municipality	-31.8331017	28.1951900	M. Mduba	DOE
QUTUBENI JUNIOR SECONDARY SCHOOL	2 Watertanks	29,600	-	-	Chris Hani District Municipality	-31.6249180	28.0201540	M. Mduba	DOE



Object Name	Project Scope (Scope including no.of units)	2023/24	2024/25	2025/26	District Municipality	Latitude	Longitude	Project Leader	Social Partners
QWABI SENIOR PRIMARY SCHOOL	Fencing and Gates (2x Pedestrian, 2x double swing, 1 x double slide)	828,303	-	-	Chris Hani District Municipality	-31.6237150	27.3849320	M. Mduba	DOE
R H GODLO SENIOR PRIMARY SCHOOL	Flush toilets Maintenance	200,000	-	-	Nelson Mandela Bay Metropolitan Municipality	-33.8039067	25.3787133	M. Mduba	DOE
RAFUZA MNTUYEDWA SENIOR PRIMARY SCHOOL	3 classroom roof blown off, nutrition building roof blown off	303,011	-	-	O.R.Tambo District Municipality	-31.6450680	28.3992140	M. Mduba	DOE
Rainbow Creche	Renovations (Ceiling, paint & floors) and fence	365,755	-	-	Chris Hani District Municipality	-32,0403	27.8214000	M. Mduba	DOE
RAINY JUNIOR SECONDARY SCHOOL	MINOR REPAIRS TO THE EXISTING SCHOOL	900,000	-	-	O.R.Tambo District Municipality	-31.4729940	28.9104980	M. Mduba	DOE
RAMAFOLE SENIOR SECONDARY SCHOOL	MINOR REPAIRS TO THE EXISTING SCHOOL	444,925	-	-	Alfred Nzo District Municipality	-30.5497200	28.5262840	M. Mduba	DOE
Refurbishment to the existing departmental 28 Classroom Prefabs	Prefabs	2,621,461	-	-	EC WHOLE	-32.917805	41.3898330	M. Mduba	DOE
REPUBLIC PRIMARY SCHOOL	4 Watertanks	55,200	-	-	Nelson Mandela Bay Metropolitan Municipality	-33.8974240	25.5399870	M. Mduba	DOE
REX MDEBUKA SENIOR SECONDARY SCHOOL	Flush toilets Maintenance	200,000	-	-	Joe Gqabi District Municipality	-30.7151090	27.2030550	M. Mduba	DOE
RHODES JUNIOR SECONDARY SCHOOL	Relocate Prefab Structures from Belmore Primary to Rhodes Primary 1 x Classroom Block 1 x 2 Classroom block 1 x 7 Pit Ablution Block Add 1 Prefab Classroom 1 x Admin building Replace the Fence around Rhodes with the fence taken down at Belmore	5,449,389	-	-	Joe Gqabi District Municipality	-30.7998560	27.9603880	M. Mduba	DOE
RHODES JUNIOR SECONDARY SCHOOL	2 Watertanks	29,600	-	-	Joe Gqabi District Municipality	-30.7998560	27.9603880	M. Mduba	DOE
RODANA PRIMARY JUNIOR SCHOOL	2 Watertanks	29,600	-	-	Chris Hani District Municipality	-31.9266350	27.2162860	M. Mduba	DOE
RODE SENIOR SECONDARY SCHOOL	Fencing and Gates (2x Pedestrian, 2x double swing, 1 x double slide)	112,202	-	-	Alfred Nzo District Municipality	-30.8178567	29.1385933	M. Mduba	DOE
RUFANE DONKIN PRIMARY SCHOOL	4 Watertanks	55,200	-	-	Nelson Mandela Bay	-33.9150110	25.5466860	M. Mduba	DOE



Object Name	Project Scope (Scope including no.of units)	2023/24	2024/25	2025/26	District Municipality	Latitude	Longitude	Project Leader	Social Partners
RUZE JUNIOR SECONDARY SCHOOL	13 Toilets affected, roof blown away completely	165,756	-	-	Metropolitan Municipality	-31.3837670	28.9933760	M. Mduba	DOE
S W MBANGA JUNIOR SECONDARY SCHOOL	Flush toilets Maintenance	200,000	-	-	O.R.Tambo District Municipality	-32.3205110	28.1904270	M. Mduba	DOE
SABANE PRIMARY SCHOOL	2 Watertanks	29,600	-	-	Amathole District Municipality	-32.9256160	27.1205580	M. Mduba	DOE
SADA SENIOR PRIMARY SCHOOL	Flush toilets Maintenance	200,000	-	-	Chris Hani District Municipality	-32.1975610	26.8080430	M. Mduba	DOE
SAJINI JUNIOR SECONDARY SCHOOL	Provision of New VIP Toilets and water tanks	612,011	-	-	Amathole District Municipality	-32.1520517	27.6951850	M. Mduba	DOE
SAKAKUDE JUNIOR SECONDARY SCHOOL	2 Watertanks	29,600	-	-	Joe Gqabi District Municipality	-30.6064010	27.5957500	M. Mduba	DOE
SAKHAKAMVA HIGH SCHOOL	Sanitation and Water	10,000	-	-	Buffalo City Metropolitan Municipality	-32.9516933	27.9238683	M. Mduba	DOE
SAKHISIZWE PRIMARY SCHOOL	4 Watertanks	55,200	-	-	Alfred Nzo District Municipality	-30.8070967	29.3634183	M. Mduba	DOE
SAKHISIZWE SENIOR SECONDARY SCHOOL	4 Watertanks	55,200	-	-	Buffalo City Metropolitan Municipality	-32.9401130	27.7088890	M. Mduba	DOE
SALAKUPHATHWA JUNIOR SECONDARY SCHOOL	2 Watertanks	29,600	-	-	Amathole District Municipality	-32.3277830	28.2625280	M. Mduba	DOE
SAMKELWE SENIOR SECONDARY SCHOOL	Flush toilets Maintenance	200,000	-	-	Sarah Baartman District Municipality	-33.5157420	25.7056310	M. Mduba	DOE
SAMUEL NOMBWU SENIOR SECONDARY SCHOOL	Provision of 2 prefabricated classrooms	114,687	-	-	Joe Gqabi District Municipality	-31.2838367	28.3895900	M. Mduba	DOE
SAMUEL NTSIKO PRIMARY SCHOOL	Fencing and Gates (2x Pedestrian, 2x double swing, 1 x double slide)	438,527	-	-	Sarah Baartman District Municipality	-33.3028770	26.5470800	M. Mduba	DOE
SANCTOR HIGH SCHOOL	4 Watertanks	55,200	-	-	Nelson Mandela Bay Metropolitan Municipality	-33.8822583	25.5081450	M. Mduba	DOE



Object Name	Project Scope (Scope including no.of units)	2023/24	2024/25	2025/26	District Municipality	Latitude	Longitude	Project Leader	Social Partners
SANCTOR PRIMARY SCHOOL	4 Watertanks	55,200	-	-	Nelson Mandela Bay Metropolitan Municipality	-33.8828700	25.5069820	M. Mduba	DOE
SANDISULWAZI HIGH SCHOOL	Provision of 2 prefabricated classrooms	663,484	-	-	Sarah Baartman District Municipality	-33.4398070	25.9658710	M. Mduba	DOE
SANDISULWAZI HIGH SCHOOL	Flush toilets Maintenance	200,000	-	-	Sarah Baartman District Municipality	-33.4398070	25.9658710	M. Mduba	DOE
SANDISULWAZI HIGH SCHOOL	4 Watertanks	55,200	-	-	Sarah Baartman District Municipality	-33.4398070	25.9658710	M. Mduba	DOE
SANDWATER FARM SCHOOL	2 Watertanks	29,600	-	-	Sarah Baartman District Municipality	-34.1659400	24.6643100	M. Mduba	DOE
SANGONI SENIOR SECONDARY SCHOOL (Replaced Botha Sigcau SSS)	MINOR REPAIRS TO THE EXISTING SCHOOL	444,925	-	-	O.R.Tambo District Municipality	-31.2699200	29.4850400	M. Mduba	DOE
SANITATION PROGRAMME	Provision of New VIP Toilets and water tanks	-	-	20,000,000	EC. WHOLE	-32.917805	41.3898330	M. Mduba	DOE
SAPPHIRE ROAD PRIMARY SCHOOL	Repairs to 5 burnt down toilet	-	-	-	Nelson Mandela Bay Metropolitan Municipality	-33.8531900	25.4716500	M. Mduba	DOE
SEA VIEW SENIOR SECONDARY SCHOOL	4 Watertanks	55,200	-	-	Amathole District Municipality	-32.0447720	29.0627040	M. Mduba	DOE
SEAGULL PRIMARY SCHOOL	Flush toilets Maintenance	200,000	-	-	Nelson Mandela Bay Metropolitan Municipality	-33.7371450	25.3841590	M. Mduba	DOE
SEAGULL PRIMARY SCHOOL	4 Watertanks	55,200	-	-	Nelson Mandela Bay Metropolitan Municipality	-33.7371450	25.3841590	M. Mduba	DOE
SEMENI JUNIOR SECONDARY SCHOOL	4 Watertanks	55,200	-	-	Alfred Nzo District Municipality	-30.9371950	28.9725333	M. Mduba	DOE
SENYUKELE SENIOR SECONDARY SCHOOL	4 Watertanks	55,200	-	-	Alfred Nzo District Municipality	-30.6688810	29.5295540	M. Mduba	DOE



Object Name	Project Scope (Scope including no.of units)	2023/24	2024/25	2025/26	District Municipality	Latitude	Longitude	Project Leader	Social Partners
SERVICE DELIVERY MODEL	Service Delivery Model	-	5,000,000	5,000,000	EC WHOLE	-32.917805	41.3898330	M. Mdaba	DOE
SHAWBURY SENIOR SECONDARY SCHOOL	Flush toilets Maintenance	200,000	-	-	O.R.Tambo District Municipality	-31.2310570	28.9580430	M. Mdaba	DOE
SHUKUNXA JUNIOR SECONDARY SCHOOL	1 classroom roof peeled open.	390,014	-	-	O.R.Tambo District Municipality	-31.0858700	28.5756717	M. Mdaba	DOE
SIDINANE SENIOR SECONDARY SCHOOL	Flush toilets Maintenance	200,000	-	-	Joe Gqabi District Municipality	-30.5646430	28.5037250	M. Mdaba	DOE
SIDINANE SENIOR SECONDARY SCHOOL	4 Watertanks	55,200	-	-	Joe Gqabi District Municipality	-30.5646430	28.5037250	M. Mdaba	DOE
SIJOKA PRIMARY SCHOOL	4 Watertanks	55,200	-	-	Alfred Nzo District Municipality	-30.3364200	28.6769567	M. Mdaba	DOE
Sikhumbeni Pre-school	Renovations (replacement of ceiling, roof and paint) and fence	156,118	-	-	Alfred Nzo District Municipality	30.85794333	29.2921100	M. Mdaba	DOE
SIKITINI PRIMARY SCHOOL	Provision of New VIP Toilets and water tanks	723,752	-	-	O.R.Tambo District Municipality	-31.1452250	29.4202430	M. Mdaba	DOE
SIKITINI PRIMARY SCHOOL	Provision of 2 prefabricated classrooms	115,228	-	-	O.R.Tambo District Municipality	-31.1452250	29.4202430	M. Mdaba	DOE
SILANGWE PRIMARY SCHOOL	Provision of 2 prefabricated classrooms	116,414	-	-	Alfred Nzo District Municipality	-30.7300850	29.7377867	M. Mdaba	DOE
SILO JUNIOR SECONDARY SCHOOL	MINOR REPAIRS TO THE EXISTING SCHOOL	900,000	-	-	Chris Hani District Municipality	-31.6830980	28.0804800	M. Mdaba	DOE
SIMPHIWE KHETHWA SECONDARY SCHOOL	MINOR REPAIRS TO THE EXISTING SCHOOL	444,925	-	-	Joe Gqabi District Municipality	-30.7778600	25.8031467	M. Mdaba	DOE
SIMPHIWE KHETHWA SECONDARY SCHOOL	Flush toilets Maintenance	200,000	-	-	Joe Gqabi District Municipality	-30.7778600	25.8031467	M. Mdaba	DOE
SINAKO PRIMARY SCHOOL	Fencing and Gates (2x Pedestrian, 2x double swing, 1 x double slide)	90,499	-	-	Buffalo City Metropolitan Municipality	-32.8398090	27.4480410	M. Mdaba	DOE
SIPHOLA JUNIOR PRIMARY SCHOOL	2 Watertanks	29,600	-	-	Alfred Nzo District Municipality	-30.1605450	28.9528433	M. Mdaba	DOE
SISEKO SENIOR SECONDARY SCHOOL	2 Watertanks	29,600	-	-	Amathole District Municipality	-32.8962000	27.0752200	M. Mdaba	DOE



Object Name	Project Scope (Scope including no.of units)	2023/24	2024/25	2025/26	District Municipality	Latitude	Longitude	Project Leader	Social Partners
SISONKE PRIMARY SCHOOL	Provision of 2 prefabricated classrooms	900,000	-	-	Amathole District Municipality	-32.8407500	26.7887300	M. Mduba	DOE
SITOROMO JUNIOR SECONDARY SCHOOL	Disaster: Stormwater	3,543,907	-	-	Joe Gqabi District Municipality	-30.4148833	27.5305733	M. Mduba	DOE
SITUNZI JUNIOR SECONDARY SCHOOL	MINOR REPAIRS TO THE EXISTING SCHOOL	900,000	-	-	Amathole District Municipality	-32.5100450	28.3030350	M. Mduba	DOE
SIVIWE PRIMARY SCHOOL	MINOR REPAIRS TO THE EXISTING SCHOOL	900,000	-	-	Chris Hani District Municipality	-31.6411680	28.2909910	M. Mduba	DOE
SIVUMELENE SENIOR SECONDARY SCHOOL	4 Watertanks	55,200	-	-	Joe Gqabi District Municipality	-30.5256283	27.6554100	M. Mduba	DOE
SIVUMELENE SENIOR SECONDARY SCHOOL	Fencing and Gates (2x Pedestrian, 2x double swing, 1 x double slide)	54,838	-	-	Joe Gqabi District Municipality	-30.5256283	27.6554100	M. Mduba	DOE
SIYAKHULA FINISHING SCHOOL	Provision of 2 prefabricated classrooms	594,349	-	-	Amathole District Municipality	-32.5715070	27.4245960	M. Mduba	DOE
SIYAKHULA FINISHING SCHOOL	Flush toilets Maintenance	200,000	-	-	Amathole District Municipality	-32.5715070	27.4245960	M. Mduba	DOE
SIYAKHULA FINISHING SCHOOL	Fencing and Gates (2x Pedestrian, 2x double swing, 1 x double slide)	78,463	-	-	Amathole District Municipality	-32.5715070	27.4245960	M. Mduba	DOE
SIYAQALA JUNIOR PRIMARY SCHOOL	2 Watertanks	29,600	-	-	Amathole District Municipality	-32.8156867	27.3555283	M. Mduba	DOE
SIZAMULWAZI PUBLIC SCHOOL	Flush toilets Maintenance	200,000	-	-	Joe Gqabi District Municipality	-30.9661350	27.5865950	M. Mduba	DOE
SIZAMULWAZI PUBLIC SCHOOL	Fencing and Gates (2x Pedestrian, 2x double swing, 1 x double slide)	100,233	-	-	Joe Gqabi District Municipality	-30.9661350	27.5865950	M. Mduba	DOE
SIZINGISILE SENIOR SECONDARY SCHOOL	Flush toilets Maintenance	200,000	-	-	Amathole District Municipality	-32.7619660	27.4081760	M. Mduba	DOE
SKETLANE JUNIOR SECONDARY SCHOOL	2 Watertanks	29,600	-	-	Alfred Nzo District Municipality	-30.3515060	28.5910570	M. Mduba	DOE
SOLOMON AKENA PRIMARY SCHOOL	Fencing and Gates (2x Pedestrian, 2x double swing, 1 x double slide)	573,254	-	-	Chris Hani District Municipality	-32.1867450	25.6360383	M. Mduba	DOE



Object Name	Project Scope (Scope including no.of units)	2023/24	2024/25	2025/26	District Municipality	Latitude	Longitude	Project Leader	Social Partners
SOLOMON MAHLANGU SENIOR SECONDARY SCHOOL	Flush toilets Maintenance	200,000	-	-	Nelson Mandela Bay Metropolitan Municipality	-33.8222510	25.3910150	M. Mduba	DOE
SOMTSEU PRIMARY SCHOOL (Replaced Lower Mkhomane PS)	MINOR REPAIRS TO THE EXISTING SCHOOL	444,925	-	-	Alfred Nzo District Municipality	-30.9275417	29.5305617	M. Mduba	DOE
SONDABA SENIOR PRIMARY SCHOOL	MINOR REPAIRS TO THE EXISTING SCHOOL	444,925	-	-	Joe Gqabi District Municipality	-30.6166230	28.5481670	M. Mduba	DOE
SONTSELE PRIMARY SCHOOL	2 Watertanks	29,600	-	-	Alfred Nzo District Municipality	-30.8352070	29.8867390	M. Mduba	DOE
SONWABILE PRIMARY SCHOOL	2 Watertanks	29,600	-	-	Amathole District Municipality	-32.7662333	27.1610200	M. Mduba	DOE
Sophakama Educare	Renovations (Ceiling, paint & floors) and fence	395,058	-	-	Nelson Mandela Bay Metropolitan Municipality	-33.9193	25.5355000	M. Mduba	DOE
SOTININI SENIOR SECONDARY SCHOOL	2 Watertanks	29,600	-	-	Amathole District Municipality	-33.111940	27.0278690	M. Mduba	DOE
SOTININI SENIOR SECONDARY SCHOOL (Retain)	MINOR REPAIRS TO THE EXISTING SCHOOL	444,925	-	-	Amathole District Municipality	-33.111940	27.0278690	M. Mduba	DOE
SOUTHERNWOOD JUNIOR SECONDARY SCHOOL	Flush toilets Maintenance	200,000	-	-	O.R.Tambo District Municipality	-31.6019570	28.7635270	M. Mduba	DOE
SOUTPAN PRIMARY SCHOOL	4 Watertanks	55,200	-	-	Nelson Mandela Bay Metropolitan Municipality	-33.8734510	25.5180750	M. Mduba	DOE
SPANDAU PUBLIC SCHOOL	Flush toilets Maintenance	200,000	-	-	Sarah Baartman District Municipality	-32.2604910	24.5584800	M. Mduba	DOE
SPRINGSIDE JUNIOR SECONDARY SCHOOL	Flush toilets Maintenance	200,000	-	-	Alfred Nzo District Municipality	-30.2317790	28.6962020	M. Mduba	DOE
ST GEORGES SENIOR SECONDARY SCHOOL	Fencing and Gates (2x Pedestrian, 2x double swing, 1 x double slide)	93,063	-	-	Alfred Nzo District Municipality	-30.9015890	29.0019210	M. Mduba	DOE
ST GEORGES SENIOR SECONDARY SCHOOL	4 Watertanks	55,200	-	-	Alfred Nzo District Municipality	-30.9015890	29.0019210	M. Mduba	DOE



Object Name	Project Scope (Scope including no. of units)	2023/24	2024/25	2025/26	District Municipality	Latitude	Longitude	Project Leader	Social Partners
St Getman ECD Centre	Renovations (replacement of ceiling, roof and paint) and fence	2,007,000	-	-	O.R.Tambo District Municipality	-32.917805	41.3898330	M. Mduba	DOE
ST MARGARET SENIOR SECONDARY SCHOOL	4 Watertanks	55,200	-	-	Alfred Nzo District Municipality	-30.2612830	28.7361010	M. Mduba	DOE
ST MARKS TECHNICAL SENIOR SECONDARY SCHOOL	Fencing and Gates (2x Pedestrian, 2x double swing, 1 x double slide)	92,271	-	-	Alfred Nzo District Municipality	-30.6527000	28.7632000	M. Mduba	DOE
ST MARY'S SENIOR PRIMARY SCHOOL	4 Watertanks	55,200	-	-	Joe Gqabi District Municipality	-30.6174640	27.1728770	M. Mduba	DOE
ST MATTHEWS HIGH SCHOOL	Provision of 2 prefabricated classrooms	622,454	-	-	Amathole District Municipality	-32.6492450	27.1822230	M. Mduba	DOE
ST MATTHEWS HIGH SCHOOL	Fencing and Gates (2x Pedestrian, 2x double swing, 1 x double slide)	84,461	-	-	Amathole District Municipality	-32.6492450	27.1822230	M. Mduba	DOE
ST MATTHEWS PRIMARY SCHOOL	Provision of 2 prefabricated classrooms	645,636	-	-	Amathole District Municipality	-32.6408270	27.1939330	M. Mduba	DOE
ST PATRICK'S JUNIOR PRIMARY SCHOOL	4 Watertanks	55,200	-	-	Alfred Nzo District Municipality	-30.8584300	29.8450183	M. Mduba	DOE
ST THOMAS SECONDARY SCHOOL	MINOR REPAIRS TO THE EXISTING SCHOOL	444,925	-	-	Nelson Mandela Bay Metropolitan Municipality	-33.9190267	25.5573350	M. Mduba	DOE
STERKSPRUIT COMMUNITY SCHOOL	4 Watertanks	55,200	-	-	Joe Gqabi District Municipality	-30.5287450	27.3558210	M. Mduba	DOE
STERKSPRUIT JUNIOR SECONDARY SCHOOL	50% of 26 classrooms roof damaged	298,251	-	-	Joe Gqabi District Municipality	-30.5248070	27.3614460	M. Mduba	DOE
STEYNSBURG COMBINED SCHOOL	Flush toilets Maintenance	200,000	-	-	Joe Gqabi District Municipality	-31.2904060	25.8056050	M. Mduba	DOE
SUNDAY'S RIVER PRIMARY SCHOOL	4 Watertanks	55,200	-	-	Sarah Baartman District Municipality	-33.5030630	25.6260910	M. Mduba	DOE
T E M MRWETYANA SECONDARY SCHOOL	Flush toilets Maintenance	200,000	-	-	Sarah Baartman District Municipality	-33.2930520	26.5566590	M. Mduba	DOE



Object Name	Project Scope (Scope including no.of units)	2023/24	2024/25	2025/26	District Municipality	Latitude	Longitude	Project Leader	Social Partners
TAMBEKILE SENIOR SECONDARY SCHOOL	4 Watertanks	55,200	-	-	Chris Hani District Municipality	-31.6350340	27.3609320	M. Mduba	DOE
TANTYI PUBLIC SCHOOL	Flush toilets Maintenance	200,000	-	-	Sarah Baartman District Municipality	-33.2944980	26.5465710	M. Mduba	DOE
TAPOLENG JUNIOR SECONDARY SCHOOL	4 Watertanks	55,200	-	-	Joe Gqabi District Municipality	-30.5387850	27.3637420	M. Mduba	DOE
TECHNICAL WORKSHOPS	Technical Workshop	20,000,000	52,561,204	-	EC WHOLE	-32.917805	41.3898330	M. Mduba	DOE
TEMBELANI HIGH SCHOOL	1 Classroom roof covering blown off. Principals office roof covering blown off, rainwater tanks dislodged and damaged	614,274	-	-	Amathole District Municipality	-32.7619950	27.0964400	M. Mduba	DOE
TEMBENI SENIOR PRIMARY SCHOOL	Flush toilets Maintenance	200,000	-	-	Chris Hani District Municipality	-31.6730060	27.9912370	M. Mduba	DOE
TEMBILIHLE PUBLIC PRIMARY SCHOOL	Flush toilets Maintenance	200,000	-	-	Chris Hani District Municipality	-31.9169000	26.8632000	M. Mduba	DOE
TEMBISA JUNIOR SECONDARY SCHOOL	MINOR REPAIRS TO THE EXISTING SCHOOL	444,925	-	-	Alfred Nzo District Municipality	-30.6863600	29.4585317	M. Mduba	DOE
TEMPLETON HIGH SCHOOL	Provision of 2 prefabricated classrooms	589,735	-	-	Amathole District Municipality	-32.6836450	26.0856110	M. Mduba	DOE
TEMPLETON HIGH SCHOOL	Flush toilets Maintenance	200,000	-	-	Amathole District Municipality	-32.6836450	26.0856110	M. Mduba	DOE
THEMBALLESIZWE COMP TECH SECONDARY SCHOOL	MINOR REPAIRS TO THE EXISTING SCHOOL	444,925	-	-	Alfred Nzo District Municipality	-30.9069250	30.0647100	M. Mduba	DOE
THEMBALLESIZWE COMP TECH SENIOR SECONDARY SCHOOL	Fencing and Gates (2x Pedestrian, 2x double swing, 1 x double slide)	59,920	-	-	Alfred Nzo District Municipality	-30.9069250	30.0647100	M. Mduba	DOE
THOBELANI SENIOR SECONDARY SCHOOL	Provision of 2 prefabricated classrooms	900,000	-	-	Amathole District Municipality	-32.5503050	26.7700150	M. Mduba	DOE
THOBELANI SENIOR SECONDARY SCHOOL	Fencing and Gates (2x Pedestrian, 2x double swing, 1 x double slide)	725,992	-	-	Amathole District Municipality	-32.5503050	26.7700150	M. Mduba	DOE
THOBELANI SENIOR SECONDARY SCHOOL	Flush toilets Maintenance	200,000	-	-	Amathole District Municipality	-32.5503050	26.7700150	M. Mduba	DOE



Object Name	Project Scope (Scope including no.of units)	2023/24	2024/25	2025/26	District Municipality	Latitude	Longitude	Project Leader	Social Partners
THUBALETHU SECONDARY SCHOOL (Hostel)	Repairs and Upgrades	2,226,166	-	-	Amathole District Municipality	-32.7608840	26.6602600	M. Mduba	DOE
TILDIN PRIMARY SCHOOL	Provision of 2 prefabricated classrooms	900,000	-	-	Amathole District Municipality	-33.0486950	27.3670067	M. Mduba	DOE
TIMOTHY SENIOR PRIMARY SCHOOL	2 Watertanks	29,600	-	-	Chris Hani District Municipality	-31.5094567	28.0690600	M. Mduba	DOE
TINIS PRIMARY SCHOOL	Minor damage; broken window panes, gutters, fascia and barge boards, 3m section of fence	292,367	-	-	Amathole District Municipality	-32.7676370	26.6521290	M. Mduba	DOE
TIYO SOGA JUNIOR SECONDARY SCHOOL	MINOR REPAIRS TO THE EXISTING SCHOOL	900,000	-	-	Amathole District Municipality	-32.4285590	28.4718870	M. Mduba	DOE
TOISEKRAAL PRIMARY SCHOOL (Replaced ST Augustines PS)	MINOR REPAIRS TO THE EXISTING SCHOOL	444,925	-	-	Chris Hani District Municipality	-31.8295090	26.7423700	M. Mduba	DOE
TOLI SENIOR SECONDARY SCHOOL	MINOR REPAIRS TO THE EXISTING SCHOOL	900,000	-	-	O.R.Tambo District Municipality	-31.3948083	29.4759333	M. Mduba	DOE
TRANSWILGER PRIMARY SCHOOL	MINOR REPAIRS TO THE EXISTING SCHOOL	444,925	-	-	Joe Gqabi District Municipality	-30.7022870	27.2137320	M. Mduba	DOE
TRANSWILGER PRIMARY SCHOOL	Flush toilets Maintenance	200,000	-	-	Joe Gqabi District Municipality	-30.7022870	27.2137320	M. Mduba	DOE
TRIOFM PRIMARY SCHOOL	Flush toilets Maintenance	200,000	-	-	Nelson Mandela Bay Metropolitan Municipality	-33.8872500	25.5099960	M. Mduba	DOE
TRIOFM PRIMARY SCHOOL	4 Watertanks	55,200	-	-	Nelson Mandela Bay Metropolitan Municipality	-33.8872500	25.5099960	M. Mduba	DOE
TSAWANA JUNIOR SECONDARY SCHOOL	4 Watertanks	55,200	-	-	Alfred Nzo District Municipality	-30.8065270	29.9135160	M. Mduba	DOE
TSEKANA SENIOR PRIMARY SCHOOL	2 Watertanks	29,600	-	-	Joe Gqabi District Municipality	-30.4681790	27.3846360	M. Mduba	DOE
TSHANTSHALA SENIOR PRIMARY SCHOOL	Disaster Maintenance	1,000,000	-	-	O.R.Tambo District Municipality	-31.4322033	29.3331300	M. Mduba	DOE
TSHAPHILE SENIOR PRIMARY SCHOOL	Provision of New VIP Toilets and water tanks	642,333	-	-	Chris Hani District Municipality	-31.6318900	28.2133150	M. Mduba	DOE



Object Name	Project Scope (Scope including no.of units)	2023/24	2024/25	2025/26	District Municipality	Latitude	Longitude	Project Leader	Social Partners
TSHATSHATSHA PRIMARY SCHOOL	2 Watertanks	29,600	-	-	Chris Hani District Municipality	-31.8251483	27.9263767	M. Mduba	DOE
TSHATSHENI PRIMARY SCHOOL	2 prefabricated classrooms damaged in a block of 4 classrooms	143,128	-	-	O.R.Tambo District Municipality	-31.3894000	29.2105000	M. Mduba	DOE
TSITSIKAMA PRIMARY SCHOOL	Provision of New VIP Toilets and water tanks	595,455	-	-	Chris Hani District Municipality	-32.2302317	26.5690583	M. Mduba	DOE
TSITSIKAMA PRIMARY SCHOOL	MINOR REPAIRS TO THE EXISTING SCHOOL	444,925	-	-	Sarah Baartman District Municipality	-33.9886360	23.9923380	M. Mduba	DOE
TSOLO CMC OFFICE	Flush toilets Maintenance	200,000	-	-	O.R.Tambo District Municipality	-32.917805	41.3898330	M. Mduba	DOE
TSOLO HIGH SCHOOL	MINOR REPAIRS TO THE EXISTING SCHOOL	444,925	-	-	O.R.Tambo District Municipality	-31.3074317	28.7606283	M. Mduba	DOE
TSOLO HIGH SCHOOL	Flush toilets Maintenance	200,000	-	-	O.R.Tambo District Municipality	-31.3074317	28.7606283	M. Mduba	DOE
TSOLO SPECIAL SCHOOL	Flush toilets Maintenance	200,000	-	-	O.R.Tambo District Municipality	-31.3195950	28.8082567	M. Mduba	DOE
TUNGWENI JUNIOR SECONDARY SCHOOL	Disaster Maintenance	1,000,000	-	-	O.R.Tambo District Municipality	-31.6998183	29.2094883	M. Mduba	DOE
TUNGWENI JUNIOR SECONDARY SCHOOL	MINOR REPAIRS TO THE EXISTING SCHOOL	900,000	-	-	O.R.Tambo District Municipality	-31.6998183	29.2094883	M. Mduba	DOE
TYELIMHLOPHE AGRICULTURAL SCHOOL	4 Watertanks	55,200	-	-	Alfred Nzo District Municipality	-30.7860000	28.9327000	M. Mduba	DOE
TYELINZIMA HIGH SCHOOL	New classrooms and support spaces, MPC, Science Lab, Library, Computer Lab, Nutrition block, admin block, learner and staff toilets, walkways,Fencing, Electricity tanks and tank stands.	18,064,688	-	-	O.R.Tambo District Municipality	-31.9482883	29.1300717	M. Mduba	DOE
TYELINZIMA HIGH SCHOOL	Upgrades and additions	-	-	-	O.R.Tambo District Municipality	-32.917805	41.3898330	M. Mduba	DOE
TYELINZIMA HIGH SCHOOL	Build 19 new classrooms, Admin Block, Nutrition Centre, Computer room, Multipurpose classroom, Science Laboratory, and Library and 17 toilets, including associated	-	26,779,531	26,855,781	O.R.Tambo District Municipality	-31.9482883	29.1300717	M. Mduba	DOE



Object Name	Project Scope (Scope including no.of units)	2023/24	2024/25	2025/26	District Municipality	Latitude	Longitude	Project Leader	Social Partners
TYELINZIMA JUNIOR SECONDARY SCHOOL	siteworks, including Elevated tank and security fencing 2 Watertanks	29,600	-	-	Chris Hani District Municipality	-31.6583092	27.8438566	M. Mduba	DOE
TYONGWANA SENIOR PRIMARY SCHOOL	Disaster Maintenance	1,000,000	-	-	O.R.Tambo District Municipality	-31.4922033	29.4289600	M. Mduba	DOE
TYUTYU PRIMARY SCHOOL	4 Watertanks	55,200	-	-	Buffalo City Metropolitan Municipality	-32.8536270	27.4496380	M. Mduba	DOE
UGIE - MACLEAR CMC	Fencing and Gates (2x Pedestrian, 2x double swing, 1 x double slide)	103,661	-	-	Joe Gqabi District Municipality	-32.917805	41.3898330	M. Mduba	DOE
UGIE - MACLEAR CMC	Disaster Maintenance	1,000,000	-	-	Joe Gqabi District Municipality	-32.917805	41.3898330	M. Mduba	DOE
UGIE HIGH SCHOOL	Flush toilets Maintenance	200,000	-	-	Joe Gqabi District Municipality	-31.1997033	28.2309233	M. Mduba	DOE
UGIE HIGH SCHOOL	Provision of 2 prefabricated classrooms	114,687	-	-	Joe Gqabi District Municipality	-31.1997033	28.2309233	M. Mduba	DOE
UKHANYO SECONDARY SCHOOL	Flush toilets Maintenance	200,000	-	-	Sarah Baartman District Municipality	-33.6613650	26.4288833	M. Mduba	DOE
UMHLANGA PRIMARY SCHOOL	2 Watertanks	29,600	-	-	Chris Hani District Municipality	-31.4434067	27.2015067	M. Mduba	DOE
UMTATA COMMUNITY JUNIOR SECONDARY SCHOOL	MINOR REPAIRS TO THE EXISTING SCHOOL	444,925	-	-	O.R.Tambo District Municipality	-31.5806510	28.7755510	M. Mduba	DOE
UNATHI SENIOR SECONDARY SCHOOL	Science lab, staff room, computer room roof peeled open or partly blown off	28,543	-	-	Buffalo City Metropolitan Municipality	-32.9677850	27.8838130	M. Mduba	DOE
UPPER CALA JUNIOR SECONDARY SCHOOL	2 Watertanks	29,600	-	-	Chris Hani District Municipality	-31.5281080	27.5612650	M. Mduba	DOE
UPPER CORONA PRIMARY SCHOOL	2 Watertanks	29,600	-	-	O.R.Tambo District Municipality	-31.5466310	28.9124760	M. Mduba	DOE
UPPER DADAMBA JUNIOR SECONDARY SCHOOL	MINOR REPAIRS TO THE EXISTING SCHOOL	900,000	-	-	Amathole District Municipality	-32.2365790	28.3366640	M. Mduba	DOE



Object Name	Project Scope (Scope including no.of units)	2023/24	2024/25	2025/26	District Municipality	Latitude	Longitude	Project Leader	Social Partners
UPPER QOQBONCO SENIOR PRIMARY SCHOOL	MINOR REPAIRS TO THE EXISTING SCHOOL	900,000	-	-	Chris Hani District Municipality	-31.6247233	28.2319717	M. Mduba	DOE
UPPER GWADU PRIMARY SCHOOL	2 Watertanks	29,600	-	-	Amathole District Municipality	-32.1966717	28.6265750	M. Mduba	DOE
UPPER MPAKO SENIOR SECONDARY SCHOOL	4 Watertanks	55,200	-	-	O.R.Tambo District Municipality	-31.9207600	28.9761450	M. Mduba	DOE
UPPER MVENYANE PRIMARY SCHOOL	2 Watertanks	29,600	-	-	Alfred Nzo District Municipality	-30.5531670	29.0774370	M. Mduba	DOE
USENATHI PUBLIC PRIMARY SCHOOL	Flush toilets Maintenance	200,000	-	-	Chris Hani District Municipality	-31.5519070	26.5612090	M. Mduba	DOE
VAALBANK PRIMARY JUNIOR SCHOOL	4 Watertanks	55,200	-	-	Chris Hani District Municipality	-31.6475390	26.9108880	M. Mduba	DOE
VAKELE TECHNICAL SENIOR SECONDARY SCHOOL	Fencing and Gates (2x Pedestrian, 2x double swing, 1 x double slide)	97,369	-	-	O.R.Tambo District Municipality	-31.5569270	29.4024750	M. Mduba	DOE
VAKELE TECHNICAL SENIOR SECONDARY SCHOOL	4 Watertanks	55,200	-	-	O.R.Tambo District Municipality	-31.5569270	29.4024750	M. Mduba	DOE
VAN COLLER PUBLIC SCHOOL	Disaster Maintenance	1,000,000	-	-	Chris Hani District Municipality	-31.9107670	26.8687180	M. Mduba	DOE
VAN COLLER PUBLIC SCHOOL	Flush toilets Maintenance	200,000	-	-	Chris Hani District Municipality	-31.9107670	26.8687180	M. Mduba	DOE
VAN DER KEMP PRIMARY SCHOOL	Flush toilets Maintenance	200,000	-	-	Nelson Mandela Bay Metropolitan Municipality	-33.8889750	25.5333917	M. Mduba	DOE
VAN DER KEMP PRIMARY SCHOOL	4 Watertanks	55,200	-	-	Nelson Mandela Bay Metropolitan Municipality	-33.8889750	25.5333917	M. Mduba	DOE
VELILE SECONDARY SCHOOL	Flush toilets Maintenance	200,000	-	-	Sarah Baartman District Municipality	-33.4851960	26.8341890	M. Mduba	DOE
VUKANI SENIOR PRIMARY SCHOOL	Disaster Maintenance	1,000,000	-	-	O.R.Tambo District Municipality	-31.6143930	28.8600580	M. Mduba	DOE



Object Name	Project Scope (Scope including no.of units)	2023/24	2024/25	2025/26	District Municipality	Latitude	Longitude	Project Leader	Social Partners
VUKANI SENIOR PRIMARY SCHOOL	MINOR REPAIRS TO THE EXISTING SCHOOL	900,000	-	-	O.R.Tambo District Municipality	-31.6143930	28.8600580	M. Mduba	DOE
VUKUKHANYE PRIMARY SCHOOL	Provision of New VIP Toilets and water tanks	780,973	-	-	Amathole District Municipality	-32.2101483	28.0564150	M. Mduba	DOE
Vukuzakhe DCC	Maintenance	482,000	-	-	Amathole District Municipality	-32.3347000	28.1448000	M. Mduba	DOE
VUKUZENZELE SPECIAL SCHOOL	Flush toilets Maintenance	200,000	-	-	Alfred Nzo District Municipality	-30.8487633	29.7959967	M. Mduba	DOE
VULAMAZIBUKO HIGH SCHOOL	MINOR REPAIRS TO THE EXISTING SCHOOL	444,925	-	-	Buffalo City Metropolitan Municipality	-32.9399080	27.7471650	M. Mduba	DOE
VULAMAZIBUKO PRIMARY SCHOOL	Flush toilets Maintenance	200,000	-	-	Joe Gqabi District Municipality	-30.6931100	26.6909833	M. Mduba	DOE
VULI VALLEY SENIOR SECONDARY SCHOOL	Flush toilets Maintenance	200,000	-	-	Amathole District Municipality	-32.3107720	28.2085760	M. Mduba	DOE
VULI VALLEY SENIOR SECONDARY SCHOOL	4 Watertanks	55,200	-	-	Amathole District Municipality	-32.3107720	28.2085760	M. Mduba	DOE
VULINDLELA JUNIOR SECONDARY SCHOOL	Flush toilets Maintenance	200,000	-	-	Amathole District Municipality	-32.3204860	28.1720860	M. Mduba	DOE
VULINDLELA PRE SCHOOL	Renovations	371,296	-	-	Amathole District Municipality	-32.917805	41.3898330	M. Mduba	DOE
VUMILE PRIMARY SCHOOL	Flush toilets Maintenance	200,000	-	-	Joe Gqabi District Municipality	-30.6912883	26.6789767	M. Mduba	DOE
VUSUKHANYO PUBLIC JUNIOR SECONDARY SCHOOL	Flush toilets Maintenance	200,000	-	-	Chris Hani District Municipality	-31.3372800	27.8621250	M. Mduba	DOE
VUYOLWETHU PRE SCHOOL	Renovations, ablutions, and fence	591,497	-	-	Amathole District Municipality	-32.5066917	28.3793000	M. Mduba	DOE
WALAZA JUNIOR SECONDARY SCHOOL	Fencing and Gates (2x Pedestrian, 2x double swing, 1 x double slide)	85,206	-	-	Joe Gqabi District Municipality	-30.4199030	27.3658180	M. Mduba	DOE
WALMER PRIMARY SCHOOL	Fencing and Gates (2x Pedestrian, 2x double swing, 1 x double slide)	1,829,677	-	-	Nelson Mandela Bay Metropolitan Municipality	-33.9859850	25.5921520	M. Mduba	DOE



Object Name	Project Scope (Scope including no.of units)	2023/24	2024/25	2025/26	District Municipality	Latitude	Longitude	Project Leader	Social Partners
WALMER PRIMARY SCHOOL	Flush toilets Maintenance	200,000	-	-	Nelson Mandela Bay Metropolitan Municipality	-33.9859850	25.5921520	M. Mduba	DOE
WALMER PRIMARY SCHOOL	4 Watertanks	55,200	-	-	Nelson Mandela Bay Metropolitan Municipality	-33.9859850	25.5921520	M. Mduba	DOE
WALMER SECONDARY SCHOOL	Water Tanks	55,200	-	-	Nelson Mandela Bay Metropolitan Municipality	-33.9847950	25.5870490	M. Mduba	DOE
WAYO JUNIOR SECONDARY SCHOOL	Book store roof sheeting damaged, kitchen roof sheeting blown off. Solar panel structure blown over	193,956	-	-	Alfred Nzo District Municipality	-30.8650900	29.4532100	M. Mduba	DOE
WEST END PRIMARY SCHOOL	4 Watertanks	55,200	-	-	Nelson Mandela Bay Metropolitan Municipality	-33.8811960	25.5185950	M. Mduba	DOE
WESTVILLE SECONDARY SCHOOL	4 Watertanks	55,200	-	-	Nelson Mandela Bay Metropolitan Municipality	-33.8858420	25.5152290	M. Mduba	DOE
WHITEVILLE PRIMARY SCHOOL	MINOR REPAIRS TO THE EXISTING SCHOOL	444,925	-	-	Amathole District Municipality	-32.8235560	27.1379700	M. Mduba	DOE
WHITTLESEA PRIMARY SCHOOL	Flush toilets Maintenance	200,000	-	-	Chris Hani District Municipality	-32.1729880	26.8239590	M. Mduba	DOE
WILLOW PARK JUNIOR SECONDARY SCHOOL	MINOR REPAIRS TO THE EXISTING SCHOOL	444,925	-	-	Buffalo City Metropolitan Municipality	-33.0420060	27.8135310	M. Mduba	DOE
WILLOWMORE SECONDARY SCHOOL	Flush toilets Maintenance	200,000	-	-	Sarah Baartman District Municipality	-33.2858980	23.4920480	M. Mduba	DOE
WILLOWVALE SENIOR SECONDARY SCHOOL	Flush toilets Maintenance	200,000	-	-	Amathole District Municipality	-32.2657120	28.5039790	M. Mduba	DOE
WILSON MAYEKISO JUNIOR SECONDARY SCHOOL	Provision of 2 prefabricated classrooms	900,000	-	-	Chris Hani District Municipality	-32.0724330	27.7773800	M. Mduba	DOE
WINNIE MANDELA COMP TECH SENIOR SECONDARY SCHOOL	Fencing and Gates (2x Pedestrian, 2x double swing, 1 x double slide)	56,035	-	-	Alfred Nzo District Municipality	-31.0739020	29.7945540	M. Mduba	DOE
WINTERBERG AGRICULTURAL HIGH SCHOOL	Hostel roof blown off, plumbing damaged. Electrical installation	395,029	-	-	Amathole District Municipality	-32.7862017	26.6262133	M. Mduba	DOE



Object Name	Project Scope (Scope including no.of units)	2023/24	2024/25	2025/26	District Municipality	Latitude	Longitude	Project Leader	Social Partners
WINTERBERG AGRICULTURAL HIGH SCHOOL	damaged. Internal joinery. Carport roof damaged. Broken window panes Fencing and Gates (2x Pedestrian, 2x double swing, 1 x double slide)	163,957	-	-	Amathole District Municipality	-32.7862017	26.6262133	M. Mduba	DOE
WONGALETHU PRIMARY SCHOOL	2 Watertanks	29,600	-	-	Amathole District Municipality	-32.4014930	28.2683710	M. Mduba	DOE
XHAKA JUNIOR SECONDARY SCHOOL	4 Watertanks	55,200	-	-	O.R.Tambo District Municipality	-31.4573780	29.5714530	M. Mduba	DOE
XHAMA PRIMARY SCHOOL	2 Watertanks	29,600	-	-	Buffalo City Metropolitan Municipality	-33.1724870	27.5331830	M. Mduba	DOE
XHENTSE SENIOR SECONDARY SCHOOL	4 Watertanks	55,200	-	-	O.R.Tambo District Municipality	-31.4945150	29.1170740	M. Mduba	DOE
XILINXA SENIOR SECONDARY SCHOOL	4 Watertanks	55,200	-	-	Amathole District Municipality	-32.0889020	28.0121450	M. Mduba	DOE
XOLILIZWE SENIOR SECONDARY SCHOOL	Fencing and Gates (2x Pedestrian, 2x double swing, 1 x double slide)	117,907	-	-	Amathole District Municipality	-32.2217850	28.3891530	M. Mduba	DOE
XOLILIZWE SENIOR SECONDARY SCHOOL	4 Watertanks	55,200	-	-	Amathole District Municipality	-32.2217850	28.3891530	M. Mduba	DOE
XOLOBENI JUNIOR SECONDARY SCHOOL	Provide Grade R Ablution 6 seats and 1 Disabled 24 Seats between the learners and the Staff.	3,521,472	450,000	-	Alfred Nzo District Municipality	-31.1704733	30.0612550	M. Mduba	DOE
XUMABOKWE JUNIOR SECONDARY SCHOOL	2 Watertanks	29,600	-	-	Chris Hani District Municipality	-31.8958560	27.0349500	M. Mduba	DOE
YELLOWWOODS FARM SCHOOL	2 Watertanks	29,600	-	-	Nelson Mandela Bay Metropolitan Municipality	-33.9036033	25.2575417	M. Mduba	DOE
ZADUNGENI PRIMARY JUNIOR SCHOOL	Fencing and Gates (2x Pedestrian, 2x double swing, 1 x double slide)	115,058	-	-	Chris Hani District Municipality	-31.5612820	27.8938830	M. Mduba	DOE
Zama Pre- school	Renovations, ablutions, and Fence	394,597	-	-	Buffalo City Metropolitan Municipality	-32.917805	41.3898330	M. Mduba	DOE
ZAMICEBO SENIOR PRIMARY SCHOOL	2 Watertanks	29,600	-	-	Chris Hani District Municipality	-31.5825670	27.0037130	M. Mduba	DOE



Object Name	Project Scope (Scope including no.of units)	2023/24	2024/25	2025/26	District Municipality	Latitude	Longitude	Project Leader	Social Partners
ZAMOKUHLE SPECIAL SCHOOL	Flush toilets Maintenance	200,000	-	-	Alfred Nzo District Municipality	-30.9178217	29.8757500	M. Mduba	DOE
ZAMUXOLO JUNIOR SECONDARY SCHOOL	2 Watertanks	29,600	-	-	Chris Hani District Municipality	-31.9898190	27.4365900	M. Mduba	DOE
ZANEMFUNDO SENIOR SECONDARY SCHOOL	2 Watertanks	29,600	-	-	Amathole District Municipality	-33.0152217	27.4645283	M. Mduba	DOE
ZANEMPUCUKO SENIOR SECONDARY SCHOOL	Flush toilets Maintenance	200,000	-	-	Buffalo City Metropolitan Municipality	-32.8897000	27.5379290	M. Mduba	DOE
ZANEMPUCUKO SENIOR SECONDARY SCHOOL	Fencing and Gates (2x Pedestrian, 2x double swing, 1 x double slide)	103,661	-	-	Buffalo City Metropolitan Municipality	-32.8897000	27.5379290	M. Mduba	DOE
ZANEMPUCUKO SENIOR SECONDARY SCHOOL	4 Watertanks	55,200	-	-	Buffalo City Metropolitan Municipality	-32.8897000	27.5379290	M. Mduba	DOE
ZANEWONGA SENIOR SECONDARY SCHOOL	MINOR REPAIRS TO THE EXISTING SCHOOL	444,925	-	-	Amathole District Municipality	-32.4481750	28.5393600	M. Mduba	DOE
ZANEWONGA SENIOR SECONDARY SCHOOL	Sanitation and Water	-	-	-	Amathole District Municipality	-32.4481750	28.5393600	M. Mduba	DOE
ZANOKANYO SENIOR PRIMARY SCHOOL	2 Watertanks	29,600	-	-	Alfred Nzo District Municipality	-31.0958970	29.3514890	M. Mduba	DOE
ZANOKHANYO JUNIOR SECONDARY SCHOOL	Provision of 2 prefabricated classrooms	622,454	-	-	Amathole District Municipality	-32.3093733	28.1758750	M. Mduba	DOE
ZANOKHANYO JUNIOR SECONDARY SCHOOL	4 Watertanks	55,200	-	-	Amathole District Municipality	-32.3093733	28.1758750	M. Mduba	DOE
ZANOKHANYO SENIOR PRIMARY SCHOOL	Flush toilets Maintenance	200,000	-	-	O.R.Tambo District Municipality	-31.3738200	29.5973367	M. Mduba	DOE
ZAZINI SENIOR PRIMARY SCHOOL	MINOR REPAIRS TO THE EXISTING SCHOOL	900,000	-	-	Amathole District Municipality	-32.3374000	28.0576000	M. Mduba	DOE
ZIBOKWANA SENIOR SECONDARY SCHOOL	4 Watertanks	55,200	-	-	Alfred Nzo District Municipality	-30.9374350	28.9342800	M. Mduba	DOE
ZIHLAHLENI PRIMARY SCHOOL	2 Watertanks	29,600	-	-	Amathole District Municipality	-32.8616000	27.1830400	M. Mduba	DOE



Object Name	Project Scope (Scope including no.of units)	2023/24	2024/25	2025/26	District Municipality	Latitude	Longitude	Project Leader	Social Partners
ZIMISELE JUNIOR SECONDARY SCHOOL	5 classroom extensive roof damage, 1 classroom barge and fascia boards damaged	239,778	-	-	O.R.Tambo District Municipality	-31.1591183	29.6875200	M. Mduba	DOE
ZININI JUNIOR SECONDARY SCHOOL	2 Watertanks	29,600	-	-	Alfred Nzo District Municipality	-30.8303810	29.8248050	M. Mduba	DOE
ZINYOSINI SENIOR SECONDARY SCHOOL	4 Watertanks	55,200	-	-	Alfred Nzo District Municipality	-31.0881767	29.1342583	M. Mduba	DOE
ZITULELE JUNIOR SECONDARY SCHOOL	Fencing and Gates (2x Pedestrian, 2x double swing, 1 x double slide)	83,143	-	-	Amathole District Municipality	-32.0984500	27.8991300	M. Mduba	DOE
Zizamele Day Care centre	Minor maintenance on ECD Centres	-	593,476	-	Amathole District Municipality	-32.917805	41.3898330	M. Mduba	DOE
ZULUMEMA PRIMARY SCHOOL	Provision of New VIP Toilets and water tanks	593,493	-	-	Chris Hani District Municipality	-32.2420267	26.6409967	M. Mduba	DOE
ZUNEY INTERMEDIATE SCHOOL	2 Watertanks	29,600	-	-	Sarah Baartman District Municipality	-33.6296410	26.2151690	M. Mduba	DOE
ZWELAKHE SENIOR SECONDARY SCHOOL	Provision of 2 prefabricated classrooms	900,000	-	-	Alfred Nzo District Municipality	-30.8494560	29.1154570	M. Mduba	DOE
ZWELAKHE SENIOR SECONDARY SCHOOL	4 Watertanks	55,200	-	-	Alfred Nzo District Municipality	-30.8494560	29.1154570	M. Mduba	DOE
ZWELANDILE SENIOR SECONDARY SCHOOL	Disaster Maintenance	500,000	-	-	Chris Hani District Municipality	-31.8737700	27.8551750	M. Mduba	DOE
ZWELENQABA SECONDARY SCHOOL	Fencing and Gates (2x Pedestrian, 2x double swing, 1 x double slide)	173,418	-	-	Amathole District Municipality	-32.0225330	28.9462850	M. Mduba	DOE
ZWELENQABA SECONDARY SCHOOL	Refurbish existing ablution blocks and external works: build new 10 classrooms, Build new admin block, nutrition centre including dining, library, computer lab, multipurpose classroom, science lab and external works.	-	-	-	Amathole District Municipality	-32.0225330	28.9462850	M. Mduba	DOE
ZWELENQABA SENIOR PRIMARY SCHOOL	MINOR REPAIRS TO THE EXISTING SCHOOL	900,000	-	-	O.R.Tambo District Municipality	-31.7045683	29.4090900	M. Mduba	DOE
ZWELIBONGILE SENIOR SECONDARY SCHOOL	Fencing and Gates (2x Pedestrian, 2x double swing, 1 x double slide)	67,555	-	-	O.R.Tambo District Municipality	-31.2170390	29.8042190	M. Mduba	DOE



Object Name	Project Scope (Scope including no. of units)	2023/24	2024/25	2025/26	District Municipality	Latitude	Longitude	Project Leader	Social Partners
ZWELIBONGILE SENIOR SECONDARY SCHOOL	4 Watertanks	55,200	-	-	O.R.Tambo District Municipality	-31.2170390	29.8042190	M. Mduba	DOE
ZWELIDUMILE SENIOR SECONDARY SCHOOL	4 Watertanks	55,200	-	-	Amathole District Municipality	-32.2985430	28.5803690	M. Mduba	DOE
ZWELIHLE SECONDARY SCHOOL	Provision of New VIP Toilets and water tanks	731,818	-	-	Chris Hani District Municipality	-31.9005710	28.1506640	M. Mduba	DOE
ZWELIHLE SECONDARY SCHOOL	2 Watertanks	29,600	-	-	Chris Hani District Municipality	-31.9005710	28.1506640	M. Mduba	DOE
ZWELILUNGILE JUNIOR SECONDARY SCHOOL	MINOR REPAIRS TO THE EXISTING SCHOOL	444,925	-	-	Chris Hani District Municipality	-31.6852740	28.2515120	M. Mduba	DOE
ZWELITSHA JUNIOR SECONDARY SCHOOL	4 Watertanks	55,200	-	-	Alfred Nzo District Municipality	-30.8673410	28.9076740	M. Mduba	DOE
Zwelitsha Pre-school	Renovations (Ceiling, paint & floors) and fence	191,931	-	-	O.R.Tambo District Municipality	-31.3661000	29.5718000	M. Mduba	DOE
ZWELITSHA PRIMARY SCHOOL	Flush toilets Maintenance	200,000	-	-	Buffalo City Metropolitan Municipality	-32.9217150	27.4194180	M. Mduba	DOE
ZWELITSHA SENIOR SECONDARY SCHOOL	MINOR REPAIRS TO THE EXISTING SCHOOL	444,925	-	-	Alfred Nzo District Municipality	-30.7407910	29.5397910	M. Mduba	DOE
ZWELITSHA SENIOR SECONDARY SCHOOL	Fencing and Gates (2x Pedestrian, 2x double swing, 1 x double slide)	95,833	-	-	Alfred Nzo District Municipality	-30.7407910	29.5397910	M. Mduba	DOE
ABERDEEN SECONDARY SCHOOL	Scope of work to be verified upon assessment of the current conditions on site	1,000	-	-	Sarah Baartman District Municipality	-32.4733830	24.0614400	M. Mduba	DPW
ADDO PRIMARY SCHOOL	Admin block computer lab & library, multi purpose classroom, 14 new classrooms, 3 new HOD offices, new ablutions, science lab, nutrition centre, double grade R classroom, guard house and refuse room, court yard areas, parking areas, fencing, moving to prefab units & water tanks.	10,847,924	5,795,568	-	Sarah Baartman District Municipality	-33.5549370	25.6941000	M. Mduba	DPW
ALEXANDRIA PRIMARY SCHOOL	Scope of work to be verified upon assessment of the current conditions on site	200,000	968,671	1,218,812	Sarah Baartman District Municipality	-33.6767767	26.6649967	M. Mduba	DPW



Object Name	Project Scope (Scope including no.of units)	2023/24	2024/25	2025/26	District Municipality	Latitude	Longitude	Project Leader	Social Partners
AMATHOLE BASIN PRIMARY SCHOOL	Scope of work to be verified upon assessment of the current conditions on site	200,000	-	-	Nelson Mandela Bay Metropolitan Municipality	-33.8526967	25.4483383	M. Mduba	DPW
AMATOLAVILLE JUNIOR SECONDARY SCHOOL	Scope of work to be verified upon assessment of the current conditions on site	200,000	1,000,000	3,000,000	Amathole District Municipality	-32.5719300	27.4078600	M. Mduba	DPW
ANNSHAW PRIMARY SCHOOL	Scope of work to be verified upon assessment of the current conditions on site	1,000	2,306,027	-	Sarah Baartman District Municipality	-33.4025200	25.4845000	M. Mduba	DPW
ARCADIA SENIOR SECONDARY SCHOOL	Scope of work to be verified upon assessment of the current conditions on site	574,303	12,000,000	17,000,000	Nelson Mandela Bay Metropolitan Municipality	-33.8780700	25.5206200	M. Mduba	DPW
ARCADIA SENIOR SECONDARY SCHOOL - Prefabs	Provision of 15 prefab classrooms, Admin block & Ablutions. Renovations to two existing double storey classrooms	1,500,000	-	-	Nelson Mandela Bay Metropolitan Municipality	-33.8780700	25.5206200	M. Mduba	DPW
ARTHUR MFEBE SENIOR SECONDARY SCHOOL	Scope of work to be verified upon assessment of the current conditions on site	2,400,000	2,000,000	10,000,000	Chris Hani District Municipality	-32.0161413	27.2971862	M. Mduba	DPW
ASHERVILLE PUBLIC SCHOOL	Refurbishment of 2 x double storey classroom blocks, 1 x single storey block, admin block. New 2 x classroom blocks, 2 x new toilet blocks, nutrition centre, guard house, refuse room, walkways, parking, paving, ramps and retaining walls.	5,994,215	6,451,253	-	Sarah Baartman District Municipality	-32.2826620	24.5584370	M. Mduba	DPW
ATHENKOSI PRIMARY SCHOOL	Provision of 3 prefab classrooms	200,000	-	-	Buffalo City Metropolitan Municipality	-32.7862967	27.3730300	M. Mduba	DPW
ATTWELL MADALA HIGH SCHOOL	30 NEW CLASSROOMS, 8 RENOVATED CLASSROOMS, MULTIPURPOSE CLASSROOM, 2X SCIENCE LAB, 1, LIBRARY, 2X COMPUTER LAB, 1 X DNC, 1 ADMINISTRATION BLOCK, FENCING, ABLUTIONS	3,793,313	1,000,000	-	O.R.Tambo District Municipality	-31.5699100	28.7957800	M. Mduba	DPW
AUCKLAND PRIMARY SCHOOL	Scope of work to be verified upon assessment of the current conditions on site	1,000	1,000,000	1,815,749	Amathole District Municipality	-32.6290017	26.9277883	M. Mduba	DPW
AUXILIARY SERVICES (EXAMS) ZWELITSHA - Completion II	Exam Centre	100,000	-	-	Amathole District Municipality	-32.917805	41.3898330	M. Mduba	DPW
BAJONGE JUNIOR SECONDARY SCHOOL	MUD STRUCTURES DAMAGED BY STORM TO BE DEMOLISHED AND REPLACED WITH PREFABS(X 2	200,000	-	-	O.R.Tambo District Municipality	-31.5528640	29.0314020	M. Mduba	DPW



Object Name	Project Scope (Scope including no.of units)	2023/24	2024/25	2025/26	District Municipality	Latitude	Longitude	Project Leader	Social Partners
	<ul style="list-style-type: none"> · REPLACE BROKEN WINDOW PANES (X13) (MUD STRUCTURE) · PAINT ROOF · NEW FACIA, BARGE BOARD AND GUTTERS · ALLOW FOR ELECTRICAL INSTALLATION · REPLACE BROKEN WINDOW PANES (X12) · REMOVE AND REPLACE DOOR FRAMES · PAINT WINDOW FRAME(X25) · PAINT BURGLAR DOOR · ALLOW FOR PADLOCKS · DAMAGED TOILETS TO BE DEMOLISHED WITH 8 CUBICLES 	1,000	200,000	12,000,000	Sarah Baartman District Municipality	-33.5016283	26.8217833	M. Mduba	DPW
BATHURST PRIMARY SCHOOL	Scope of work to be verified upon assessment of the current conditions on site								
BETHELSDORP COMPREHENSIVE SCHOOL	Admin block, kitchen, 4 specialist rooms, 42 classrooms, netball, ablutions, plus appurtenant works.	10,749,791	50,396	-	Nelson Mandela Bay Metropolitan Municipality	-33.8928900	25.5344220	M. Mduba	DPW
BHONGWENI PUBLIC FARM SCHOOL	Renovation to double storey building, new security fencing.	200,000	-	-	Sarah Baartman District Municipality	-33.6573450	26.4199133	M. Mduba	DPW
BIKIZANA JUNIOR SECONDARY SCHOOL	Scope of work to be verified upon assessment of the current conditions on site	1,000	500,000	1,000,000	Joe Gqabi District Municipality	-30.3450733	27.4499167	M. Mduba	DPW
BISHO HIGH SCHOOL	<ul style="list-style-type: none"> ü Provide roof covering (IBR) for areas where the roof has been removed by the wind ü Paint roof covering to match existing ü Roof specialist to further asses the roof for leaks. ü Remove and install new ceiling boards. ü Painting of existing ceiling boards. ü Provide electrical connection to the necessary areas 	403,603	-	-	Buffalo City Metropolitan Municipality	-32.8518350	27.4424770	M. Mduba	DPW
BLIKANA SENIOR SECONDARY SCHOOL	Scope of work to be verified upon assessment of the current conditions on site	1,000	500,000	1,000,000	Joe Gqabi District Municipality	-30.5640617	27.6080533	M. Mduba	DPW



Object Name	Project Scope (Scope including no.of units)	2023/24	2024/25	2025/26	District Municipality	Latitude	Longitude	Project Leader	Social Partners
BONGOLETHU JUNIOR PRIMARY SCHOOL	Scope of work to be verified upon assessment of the current conditions on site	1,000	200,000	-	Sarah Baartman District Municipality	-33.4025200	25.4845000	M. Mduba	DPW
BONTRUG SENIOR PRIMARY SCHOOL	Scope of work to be verified upon assessment of the current conditions on site	1,000	200,000	-	Sarah Baartman District Municipality	-33.3986100	25.4836983	M. Mduba	DPW
BOTSABELO JUNIOR SECONDARY SCHOOL	Disaster Maintenance	200,000	-	-	Joe Gqabi District Municipality	-30.9612233	28.5549767	M. Mduba	DPW
BOUNDARY HILL PRIMARY SCHOOL	Scope of work to be verified upon assessment of the current conditions on site	1,000	2,661,972	-	Alfred Nzo District Municipality	-30.5652333	29.0815133	M. Mduba	DPW
BULELANI SENIOR SECONDARY SCHOOL	21 new classrooms, renovations to 10 existing classrooms, new admin block, new toilets, nutrition centre, MPC, computer room, library, science lab, electrical installations & furniture.	9,719,096	-	-	Chris Hani District Municipality	-31.9067000	26.9678000	M. Mduba	DPW
CAIPHUS KHOAPA PRIMARY SCHOOL	Disaster Maintenance	200,000	-	-	Alfred Nzo District Municipality	-30.3029250	28.7433800	M. Mduba	DPW
CALA VILLAGE JUNIOR SECONDARY SCHOOL	Scope of work to be verified upon assessment of the current conditions on site	2,400,000	4,000,000	5,000,000	Chris Hani District Municipality	-31.5223040	27.6877270	M. Mduba	DPW
CHARLES DUNA PUBLIC SCHOOL	Scope of work to be verified upon assessment of the current conditions on site	200,000	3,639,820	14,000,000	Nelson Mandela Bay Metropolitan Municipality	-33.8961980	25.5920910	M. Mduba	DPW
D M SKOSANA SENIOR SECONDARY SCHOOL	Scope of work to be verified upon assessment of the current conditions on site	200,000	5,000,000	1,000,000	Chris Hani District Municipality	-31.6567717	27.6605200	M. Mduba	DPW
DALEVIEW PRIMARY SCHOOL	Scope of work to be verified upon assessment of the current conditions on site	1,000	200,000	-	Sarah Baartman District Municipality	-33.4025200	25.4845000	M. Mduba	DPW
DAVID LIVINGSTONE SECONDARY SCHOOL	Repairs, additions & renovations to existing multi-storey building, which consists of demolition of block B, C, D, G, K. Repairs to admin block, nutrition centre, library, Computer room, 55 x classrooms, staff & learner ablutions, MPC, science lab. Additions such as court yard, landscaping, parking bays, refuse room, 10 x water tanks and a guard house.	5,000,000	-	-	Nelson Mandela Bay Metropolitan Municipality	-33.9299900	25.5643883	M. Mduba	DPW



Object Name	Project Scope (Scope including no.of units)	2023/24	2024/25	2025/26	District Municipality	Latitude	Longitude	Project Leader	Social Partners
DEDELO JUNIOR SECONDARY SCHOOL	Demolishing mud structure and provision of 4 classroom prefab	200,000	-	-	Alfred Nzo District Municipality	-30.8186390	29.4376470	M. Mduba	DPW
DIKENI JUNIOR PRIMARY SCHOOL	Replacement of rainwater goods, barge board and fascia board Fixing of door narrow ends and window reveals Sealing of cracks and painting of internal walls Replacement of damaged chalk boards and services of existing Install door stoppers in all classrooms Varnish skirting and quadrant and replace where necessary Replacing windows and painting window frames.	200,000	-	-	Amathole District Municipality	-32.7724883	26.8044183	M. Mduba	DPW
DIKISHE JUNIOR SECONDARY SCHOOL	Repairs of roof covering · Repairs to trusses · Install new barge boards · Install new fascia boards · Replacement of damaged window cills · New burglar gate at the ablutions · New gutters & downpipes · Internal paint to walls · New vinyl floor tiles · Repairs and new ceiling boards.	426,258	-	-	O.R.Tambo District Municipality	-31.5193410	28.6102040	M. Mduba	DPW
DINIZULU HIGH SCHOOL	Renovations of existing classroom block, new ablution facilities, refurbishment of sport fields, new classrooms, building new admin block, building new dining and nutrition centre, planting trees, flowers, lawn, new water feature.	2,000,000	-	-	Amathole District Municipality	-32.1623390	28.3872220	M. Mduba	DPW
DLUKULWANA JUNIOR SECONDARY SCHOOL	Disaster Maintenance	358,316	-	-	O.R.Tambo District Municipality	-31.4138120	29.0793740	M. Mduba	DPW
DOCUMENT MANAGEMENT SYSTEM CENTRE (Hanker)	New customer care area, processing centre, payment area, common areas, ablutions, general areas, external area, pump house, guard house, alterations, electrical & mechanical installations.	10,822,841	-	-	EC WHOLE	-32.917805	41.3898330	M. Mduba	DPW
DOUGLAS MBOPA SECONDARY SCHOOL	Scope of work to be verified upon assessment of the current conditions on site	1,000	200,000	3,000,000	Nelson Mandela Bay Metropolitan Municipality	-33.8764000	25.5936000	M. Mduba	DPW



Object Name	Project Scope (Scope including no.of units)	2023/24	2024/25	2025/26	District Municipality	Latitude	Longitude	Project Leader	Social Partners
EBENEZER NYATHI SENIOR SECONDARY SCHOOL	Scope of work to be verified upon assessment of the current conditions on site	1,000	500,000	1,000,000	Joe Gqabi District Municipality	-30.5485683	27.2332183	M. Mduba	DPW
EDLELWENI PUBLIC PRIMARY SCHOOL	6 Grade R Classrooms, Water, Sanitation(ablutions)	200,000	-	-	Chris Hani District Municipality	-31.9231340	26.8534860	M. Mduba	DPW
ELLEN OLIVIER PRIMARY SCHOOL	Scope of work to be verified upon assessment of the current conditions on site	1,000	2,500,000	-	Joe Gqabi District Municipality	-30.3500750	27.4115830	M. Mduba	DPW
EMDENI JUNIOR SECONDARY SCHOOL	Demolishing mud structure and provision of 3 classroom prefab	200,000	-	-	Alfred Nzo District Municipality	-30.8488810	29.7391440	M. Mduba	DPW
ENKULULEKWENI PRIMARY SCHOOL - NU 29	Scope of work to be verified upon assessment of the current conditions on site	5,400,000	24,600,000	15,000,000	Chris Hani District Municipality	-31.6049100	27.6886580	M. Mduba	DPW
ENKWKWEZINI SECONDARY SCHOOL	Replacement of rainwater goods, barge board and fascia board Fixing of door narrow ends and window reveals Sealing of cracks and painting of internal walls Replacement of damaged chalk boards and services of existing Install door stoppers in all classrooms Varnish skirting and quadrant and replace where necessary Fix classroom floor by replacing with vinyl tiles.	200,000	-	-	Amathole District Municipality	-32.7784991	26.8898295	M. Mduba	DPW
ESIDWADWENI PRIMARY SCHOOL	<ul style="list-style-type: none"> Remove and Replace damaged roof sheets and ridge capping Replace purlins Remove existing ceiling and cornice and replace with new Apply paint to ceiling and cornice Remove and replace fascia and barge board Apply paint to fascia and barge board Beam filling in brickwork Remove and replace steel gutters and rainwater pipes Apply paint on internal and external walls Installation of new light fittings and switches Remove and replace timber beam at veranda 	-	-	-	O.R.Tambo District Municipality	-31.3649600	28.8355567	M. Mduba	DPW



Object Name	Project Scope (Scope including no.of units)	2023/24	2024/25	2025/26	District Municipality	Latitude	Longitude	Project Leader	Social Partners
ESIKOBENI PRIMARY JUNIOR SCHOOL	<p>Remove and replace damaged corrugated iron roof sheeting to match with the existing</p> <ul style="list-style-type: none"> - Remove and replace vinyl floor sheeting in a staff room and in a classroom - New Rhino board ceiling with cornice - Apply two coats paint on internal and external wall on damaged blocks, window frames, window sills, and on veranda poles - Replace damaged timber doors including door frames. - Plaster water tank stand, and provide one new 5000 litre water tank - Replace classroom stationery storage furniture - Provide new aluminium gutters and downpipes - Provide electrical work for all the affected classrooms - Provide pin boards and chalkboard - Construct beamfilling on damaged brickwork areas - Provide school signboard 	200,000	-	-	O.R.Tambo District Municipality	-31.6428810	28.5569410	M. Mduba	DPW
ESIKWAYINI JUNIOR SECONDARY SCHOOL	<p>Disaster Maintenance</p> <ul style="list-style-type: none"> • Existing roof structure to be removed and replaced with new roof structure (Block A & B) • Existing zinc roof sheets removed and replaced with new IBR sheets (Block A & B) • Existing roof sheets to be painted new (Block C, D & E) • Rainwater goods to be removed and replaced with new ones including the removal and replacement of the barge and fascia (All blocks) • All damaged plastered walls to be stripped, plastered and attend to any visible structural or hairline cracks • Internal and external walls are to be prepared to receive new paint • New ceiling boards and cornices to be installed 	200,000	-	-	O.R.Tambo District Municipality	-30.9680160	28.8337090	M. Mduba	DPW
EZINGCUKA HIGH SCHOOL	<ul style="list-style-type: none"> • Existing roof sheets to be painted new (Block C, D & E) • Rainwater goods to be removed and replaced with new ones including the removal and replacement of the barge and fascia (All blocks) • All damaged plastered walls to be stripped, plastered and attend to any visible structural or hairline cracks • Internal and external walls are to be prepared to receive new paint • New ceiling boards and cornices to be installed 	200,000	-	-	Amathole District Municipality	-32.4278917	28.4576706	M. Mduba	DPW



Object Name	Project Scope (Scope including no.of units)	2023/24	2024/25	2025/26	District Municipality	Latitude	Longitude	Project Leader	Social Partners
	<ul style="list-style-type: none"> Skirting to be installed Remove and replace all light fixtures. Steel poles to receive new paintwork Steel windows to receive new paint and replace all broken glass panes Steel window frames removed and replaced with new. Existing doors and door frames to be removed and replaced with new Existing internal floor tiles to be removed and replaced with new. External floor screed on veranda to be repaired. Electrical supply to be fed to disaster affected classrooms inclusive of all subsequent electrical works in all other classrooms 	200,000	-	-	Amathole District Municipality	-32.7742420	26.6357200	M. Mduba	DPW
FORT BEAUFORT PRIMARY SCHOOL	Disaster Maintenance	200,000	-	-	Amathole District Municipality	-32.7742420	26.6357200	M. Mduba	DPW
GALI THEMBANI SPECIAL SCHOOL - JJ Serfontein	Refurbishment of existing hall, lecture rooms, science lab, multi media centre, toilets & admin. Alterations to offices, dining hall, male hostel block, female hostel block, male & female accommodation. New covered walkways, 2 x reception buildings leading to hostels.	4,197,632	2,627,846	16,213,239	Chris Hanu District Municipality	-31.8899700	26.8495017	M. Mduba	DPW
GANDA PRIMARY SCHOOL	internal painting to walls and ceiling, new floor covering in classrooms and admin, new ceiling in admin block, steel mesh to storeroom, replacing damaged beams in walkways, new rainwater goods, servicing windows and doors and replacing damaged electrical fittings	200,000	-	-	Amathole District Municipality	-32.7508660	26.7780990	M. Mduba	DPW
GCUMA SENIOR PRIMARY SCHOOL	<ul style="list-style-type: none"> MUD STRUCTURES DAMAGED BY STORM TO BE DEMOLISHED AND REPLACED WITH PREFABS FIXING OF 520m FENCE NEW CEILING PAINT WINDOW FRAMES REPLACE BROKEN WINDOW PANES NEW FLOOR TILES REMOVE AND REPLACE DOORS IRONMONGERY ALLOW FOR CUBING 	200,000	-	-	O.R.Tambo District Municipality	-30.9382990	29.4961180	M. Mduba	DPW



Object Name	Project Scope (Scope including no.of units)	2023/24	2024/25	2025/26	District Municipality	Latitude	Longitude	Project Leader	Social Partners
	<ul style="list-style-type: none"> EXTERNAL PAINT INTERNAL PAINT (X 4 CLASSES) MANHOLE COVERS (X3) TOILET PLUMBING SYSTEM NOT WORKING NEW FLAT TANKS(X2) REPLACE SINGLE BURGLAR DOOR (X5) 	1,000	500,000	8,000,000	Chris Hani District Municipality	-31.7089380	27.1889520	M. Mduba	DPW
GELVANDALE PRIMARY SCHOOL	Scope of work to be verified upon assessment of the current conditions on site				O.R.Tambo District Municipality	-31.5339660	28.6714900	M. Mduba	DPW
GOBIZIZWE SENIOR PRIMARY SCHOOL	Repairs to barge boards, Repairs to gutters and down pipes.	426,258	-	-	O.R.Tambo District Municipality	-31.5339660	28.6714900	M. Mduba	DPW
GOBIZIZWE SENIOR PRIMARY SCHOOL - Prefabs	Provision of two prefab classes	497,630	-	-	O.R.Tambo District Municipality	-31.4672120	28.8404450	M. Mduba	DPW
GOTYIBENI PRIMARY SCHOOL	Disaster Maintenance	1,500,729	-	-	O.R.Tambo District Municipality	-31.4672120	28.8404450	M. Mduba	DPW
GQUMAHASHE JUNIOR PRIMARY SCHOOL	Chopping off existing plaster and replace new plaster and paint walls to the whole school Remove and replace rain water goods Remove and replace existing ceiling Remove and replace vinyl floor tile including skirting and quadrant Take out all doors and replace them	200,000	-	-	Amathole District Municipality	-32.7571340	26.8561180	M. Mduba	DPW
GRAHAMSTOWN PRIMARY SCHOOL	Classroom units, grade R classroom block, admin unit, nutrition centre, kitchen, dining area, ablution facilities, refuse room, steel water tower and water tank, renovation to existing heritage building, demolition of 2 x ablution blocks, removal of prefab classes, site works.	9,160,643	25,000,000	6,306,536	Sarah Baartman District Municipality	-33.2955540	26.5376000	M. Mduba	DPW
GUNGULULU PRIMARY SCHOOL	<ul style="list-style-type: none"> Remove and Replace Roof sheets Remove and replace roof trusses and purlins Remove and replace ceiling and cornice Apply paint to ceiling and cornice Remove and replace fascia and badge board Apply paint to fascia and badge board Remove existing vinyl tiles and replace with new vinyl tiles 	-	-	-	O.R.Tambo District Municipality	-31.4668080	28.8202190	M. Mduba	DPW



Object Name	Project Scope (Scope including no.of units)	2023/24	2024/25	2025/26	District Municipality	Latitude	Longitude	Project Leader	Social Partners
	<ul style="list-style-type: none"> • Break up and remove concrete screed and prepare for new floor • Remove existing skirting and replace with new skirting • Apply paint to skirting • Hack off and remove existing damaged plaster both on internal and external walls. • Plaster internal and external walls • Apply paint on internal and external walls • Beam filling brickwork • Remove existing rainwater steel gutters and downpipes and replace with new • Take out broken window panes and replace with new • Installation of new light fittings and switches 	200,000	-	-	O.R.Tambo District Municipality	-31.8077583	28.4285417	M. Mduba	DPW
GUNJANA PRIMARY SCHOOL	Disaster Maintenance	200,000	-	-	O.R.Tambo District Municipality	-31.8077583	28.4285417	M. Mduba	DPW
GWARUBANA SENIOR SECONDARY	Disaster Maintenance	199,212	-	-	Chris Hani District Municipality	-31.6614920	27.9286280	M. Mduba	DPW
GWEBINKUNDLA JUNIOR SECONDARY SCHOOL	Disaster Maintenance	200,000	-	-	O.R.Tambo District Municipality	-31.8223390	28.7293150	M. Mduba	DPW
GXIDIDI PRIMARY JUNIOR SCHOOL	Repairs to classrooms	619,601	-	-	O.R.Tambo District Municipality	-31.4922610	28.7988380	M. Mduba	DPW
HILLBROW SENIOR SECONDARY SCHOOL	Disaster Maintenance	322,614	-	-	O.R.Tambo District Municipality	-31.3553533	29.5699933	M. Mduba	DPW
IKAMVA LESIZWE PUBLIC SCHOOL	Scope of work to be verified upon assessment of the current conditions on site	1,000	200,000	-	Sarah Baartman District Municipality	-33.6767767	26.6649967	M. Mduba	DPW
ILINGELETHU JUNIOR SECONDARY SCHOOL	Block A: New 2 x classrooms, 2 x offices, 1 sickbay, 2 x storerooms, kitchen, 6 x new WC + 1 paraplegic WC. Block B: 2 x new classrooms, 1 office, 1 sickbay, 1 storeroom, 6 x WC + 1 paraplegic WC. Block C: 1 classroom, 1 x office, 1 sickbay, 1 storeroom, kitchen, 3 x WC + 1 paraplegic WC. Site works which include: Demolition of one building,	2,372,314	-	-	Joe Gqabi District Municipality	-30.6931083	28.4990817	M. Mduba	DPW



Object Name	Project Scope (Scope including no.of units)	2023/24	2024/25	2025/26	District Municipality	Latitude	Longitude	Project Leader	Social Partners
IMINGCANGATHELO HIGH SCHOOL	demolition of VIP toilets, water tanks, walkways and fencing. Disaster Maintenance	200,000	-	-	Amathole District Municipality	-32.7530070	26.8592670	M. Mduba	DPW
INYIBBA PUBLIC SECONDARY SCHOOL	Scope of work to be verified upon assessment of the current conditions on site <ul style="list-style-type: none"> Remove and Replace Roof sheets Remove and replace roof trusses and purlins Remove and replace ceiling and cornice Apply paint to ceiling and cornice Remove and replace fascia and badge board Apply paint to fascia and badge board Remove existing vinyl tiles and replace with new vinyl tiles Break up and remove concrete screed and prepare for new floor Remove existing skirting and replace with new skirting Apply paint to skirting Plaster internal and external walls Apply paint on internal and external walls Beam filling brickwork Remove existing rainwater steel gutters and downpipes and replace with new Take out broken window panes and replace with new Installation of new light fittings and switches Remove and replace existing timber beam at veranda 	200,000	1,619,745	-	Amathole District Municipality	-32.7662000	26.6523100	M. Mduba	DPW
JAMES KOBİ JUNIOR SECONDARY SCHOOL		59,058	-	-	O.R.Tambo District Municipality	-31.5654560	28.7918660	M. Mduba	DPW
JEAN MASALA JUNIOR PRIMARY SCHOOL	Remove asbestos roof covering and replace it with new IBR Remove fascia board existing barge boards, gutter and down pipes and replace them with P.V.C Remove damaged panels and replace them with new panels including damaged cornice and paint ceiling Take out and replace window panes Replace the school signage board	200,000	-	-	Amathole District Municipality	-32.7996230	26.7112240	M. Mduba	DPW



Object Name	Project Scope (Scope including no.of units)	2023/24	2024/25	2025/26	District Municipality	Latitude	Longitude	Project Leader	Social Partners
JIKINDABA SENIOR SECONDARY SCHOOL	ABLUTION Take out the roof covering asbestos and replace roof with new IBR Remove barge board Scope of work to be verified upon assessment of the current conditions on site	1,000,000	1,000,000	28,441,898	O.R.Tambo District Municipality	-31.1982050	29.7156880	M. Mdaba	DPW
JUBILEE PARK PRIMARY SCHOOL	Construction of new 3 x grade R classrooms and ablutions, 18 x new classrooms, 4 x HOD offices, ablutions and change rooms, addition to admin block, security guardhouse, 2 x new sportsfields, 2 x new netball courts, fencing, parking and siteworks. Renovations to 18 x existing classrooms & ablutions and the admin block.	200,000	-	-	Nelson Mandela Bay Metropolitan Municipality	-33.7545570	25.3810540	M. Mdaba	DPW
JUMBA SENIOR PRIMARY SCHOOL	<ul style="list-style-type: none"> Repairs of roof covering External & internal walls to receive paint as per the finishing schedule. Repairs to suspended wooden floor finishes. Installation of steel windows, Burglar proof windows & paint. Replacement of timber external doors. Installation of new gutters & downpipes. Installation of new barge boards and fascia boards. Install new light fittings Electrification of the site Replace damaged circular steel poles. Breaking down damaged walls and repair works. New roof trusses. Provision of prefab units to accommodate teachers and learners. 	521,298	-	-	Chris Hani District Municipality	-31.8209933	27.7783350	M. Mdaba	DPW
KAMA PUBLIC SCHOOL	Scope of work to be verified upon assessment of the current conditions on site	1,000	200,000	-	Joe Gqabi District Municipality	-30.5387850	27.3637420	M. Mdaba	DPW
KAMBI PRIMARY SCHOOL	Disaster Maintenance	-	-	-	O.R.Tambo District Municipality	-31.4862183	28.6574083	M. Mdaba	DPW
KANYISA PRIMARY JUNIOR SCHOOL	Scope of work to be verified upon assessment of the current conditions on site	1,000	-	-	Chris Hani District Municipality	-32.0648100	27.6286900	M. Mdaba	DPW



Object Name	Project Scope (Scope including no.of units)	2023/24	2024/25	2025/26	District Municipality	Latitude	Longitude	Project Leader	Social Partners
KAYSER NGXWANA PRIMARY SCHOOL	New classrooms, ablutions, playground area, 2 x rainwater tanks and fencing.	100,000	-	-	Nelson Mandela Bay Metropolitan Municipality	-33.8764000	25.5936000	M. Mduba	DPW
KHAYALETHU SPECIAL SCHOOL	New grade R classrooms, admin block, hall, therapy block, autism/junior unit, dining & kitchen area, workshop, bus garage, gate house, waiting area, sports facilities, refuse room.	41,583,996	33,776,325	41,927,541	Buffalo City Metropolitan Municipality	-33.0118183	27.8956850	M. Mduba	DPW
KHIBA JUNIOR SECONDARY SCHOOL	Renovations to 5 classrooms. New admin and nutrition centre, grade R class, grade R toilets, new MPC & 2 classroom block, 1 x learners toilet block, 1 x staff toilet block, play area, sand pit. Civils works such as: 9 parking bays, ramps & walkways, covered walkways, tanks, landscaping, electrical installations, refuse area. Demolition to ablation blocks.	200,000	2,674,846	-	Joe Gqabi District Municipality	-30.5572360	27.1521210	M. Mduba	DPW
KUYASA COMBINED SCHOOL	Scope of work to be verified upon assessment of the current conditions on site	1,000	1,410,565	-	Sarah Baartman District Municipality	-32.4844650	24.0620080	M. Mduba	DPW
kwaNOXOLO PRIMARY SCHOOL	Scope of work to be verified upon assessment of the current conditions on site	1,000	200,000	-	Sarah Baartman District Municipality	-32.2513720	24.5653040	M. Mduba	DPW
LAERSKOOL GRENS	25 NEW CLASSROOMS, 1 X LIBRARY, 1X COMPUTER LAB, 1 X SCIENC LAB, 1 X MULTIPURPOSE CLASSROO, 1 X ADMINISTRATION, 1 X DNC, 1 HALL, 5 GRADE R CLASSROOMS, PARKING, WATER, SANITATION, ELECTRICITY, FENCING	2,000,000	-	-	Buffalo City Metropolitan Municipality	-33.0058117	27.9031317	M. Mduba	DPW
LANDSEND PRIMARY SCHOOL	Disaster Maintenance	320,765	-	-	O.R.Tambo District Municipality	-31.7440140	28.6840380	M. Mduba	DPW
LANGALIVELILE PRIMARY SCHOOL	Maintenance to 3 classrooms	4,875,485	-	-	Amathole District Municipality	-32.7193700	26.9333467	M. Mduba	DPW
LAPHUMILANGA JUNIOR SECONDARY SCHOOL	Existing roof structure to be removed and replaced with new roof structure Existing zinc roof sheets removed and replaced with new Rainwater goods to be removed and	200,000	-	-	Amathole District Municipality	-31.9966433	28.5114267	M. Mduba	DPW



Object Name	Project Scope (Scope including no.of units)	2023/24	2024/25	2025/26	District Municipality	Latitude	Longitude	Project Leader	Social Partners
	replaced with new ones including the removal and replacement of the barge and fascia All plastered walls to be hacked off and plastered new, internally & externally. Internal and external walls to be painted. New ceiling boards and cornices to be installed Skirting to be installed Remove and replace all light fixtures. Steel poles to receive new paintwork Steel windows to receive new paint and replace all broken glass panes Steel window frames removed and replaced with new. Existing doors and door frames to be removed and replaced with new Existing internal floor tiles to be removed and replaced with new. External floor screed on veranda to be repaired. Electrical supply to be fed to disaster affected classrooms inclusive of all subsequent electrical works in all other classrooms Construct new tank stands and install new tank due to shortage of water in Centane. Erection for new fence around school boundary	1,500,000	2,246,035	-	Chris Hani District Municipality	-31.7514800	26.8621860	M. Mduba	DPW
LAVELILANGA SENIOR SECONDARY SCHOOL	New 2 x classroom blocks with MPC, 3 x classroom blocks with HOD offices, library, computer and science lab, staff and learner ablutions, water tanks, walkways and drinking fountains. Demolition of 6 x existing buildings, walkways, parking, paving and retaining walls. New 7 x classroom blocks, 1 x grade R facility, admin block, 2 x ablution blocks, nutrition centre, library and computer room, guardhouse and refuse room.	3,036,288	300,000	-	Sarah Baartman District Municipality	-32.2513720	24.5653040	M. Mduba	DPW
LONWABO JUNIOR PRIMARY SCHOOL	Scope of work to be verified upon assessment of the current conditions on site	1,000	500,000	-	O.R.Tambo District Municipality	-31.6662800	29.3896700	M. Mduba	DPW



Object Name	Project Scope (Scope including no.of units)	2023/24	2024/25	2025/26	District Municipality	Latitude	Longitude	Project Leader	Social Partners
LOUIS REX PRIMARY SCHOOL	Scope of work to be verified upon assessment of the current conditions on site	2,218,000	30,000,000	27,408,643	Joe Gqabi District Municipality	-30.6942200	26.6891433	M. Mduba	DPW
LOUIS REX PRIMARY SCHOOL - Prefabs	Prefabricated Classrooms	9,000,000	-	-	Joe Gqabi District Municipality	-30.6942200	26.6891433	M. Mduba	DPW
LOVEDALE PRIMARY SCHOOL	Disaster Maintenance	200,000	-	-	Amathole District Municipality	-32.7738310	26.8391190	M. Mduba	DPW
LOWER GOAGA PRIMARY SCHOOL	Disaster Maintenance	200,000	-	-	Chris Hani District Municipality	-31.5634833	28.2157517	M. Mduba	DPW
LOWER NGQUNGU JUNIOR SECONDARY SCHOOL	Demolishing of 10 x classrooms, staff/admin block, 2 grade R classrooms, New 7 x classrooms, science lab, MPC, kitchen and dining room, admin block, library, guard house, 18 x toilets, 8 x temporary chemical toilets & fencing.	2,000,000	-	-	O.R.Tambo District Municipality	-31.8665820	28.8162650	M. Mduba	DPW
LOWER XONGORA PRIMARY JUNIOR SCHOOL	Disaster Maintenance	308,010	-	-	O.R.Tambo District Municipality	-31.6613520	28.3954540	M. Mduba	DPW
LOYISO SENIOR SECONDARY SCHOOL	Disaster Maintenance	200,000	-	-	Nelson Mandela Bay Metropolitan Municipality	-33.8708620	25.5639120	M. Mduba	DPW
LUGXOGXO JUNIOR SECONDARY SCHOOL	<ul style="list-style-type: none"> · Repairs of roof covering · Provision of prefab units to replace damaged ones as well as to replace mud structure · Demolish 3 classroom mud structure. · Replace rotten wood rafter on prefab block. · Replace broken glazing to windows. · Fascia boards, barge boards and rainwater goods. 	57,505	-	-	O.R.Tambo District Municipality	-31.5444710	28.5314380	M. Mduba	DPW
LUGXOGXO JUNIOR SECONDARY SCHOOL - Prefabs	Provision of 1 prefab classroom	274,584	-	-	O.R.Tambo District Municipality	-31.5444710	28.5314380	M. Mduba	DPW
LUGXOGXO JUNIOR SECONDARY SCHOOL (Gr.R)	Provision of 1 prefab classroom	-	-	-	O.R.Tambo District Municipality	-31.5444710	28.5314380	M. Mduba	DPW
LUKHANYO PRIMARY SCHOOL	<ul style="list-style-type: none"> ü Repair work to side panel of existing prefab structure. ü Check and fix leaks to prefabs. ü Remove and install new ceiling boards where necessary. 	242,397	-	-	Buffalo City Metropolitan Municipality	-32.9790883	27.8537217	M. Mduba	DPW



Object Name	Project Scope (Scope including no.of units)	2023/24	2024/25	2025/26	District Municipality	Latitude	Longitude	Project Leader	Social Partners
LUKHANYO PRIMARY SCHOOLS - Grade R	ü Replacement of Timber internal doors x 3 Provision of one prefab class	121,199	-	-	Buffalo City Metropolitan Municipality	-32.9790883	27.8537217	M. Mduba	DPW
LUNDZWANA JUNIOR SECONDARY SCHOOL	Disaster Maintenance	279,268	-	-	Alfred Nzo District Municipality	-30.8412910	29.5164110	M. Mduba	DPW
LUXOLO INTERMEDIATE SCHOOL	Scope of work to be verified upon assessment of the current conditions on site	1,000	200,000	-	O.R.Tambo District Municipality	-31.0736717	28.7098867	M. Mduba	DPW
MAGQABI PRIMARY SCHOOL	Scope of work to be verified upon assessment of the current conditions on site	1,000	200,000	-	Joe Gqabi District Municipality	-30.6139817	27.1577283	M. Mduba	DPW
MAJALI TECHNICAL SENIOR SECONDARY SCHOOL	Disaster Maintenance	200,000	-	-	O.R.Tambo District Municipality	-31.4947000	29.3145000	M. Mduba	DPW
MAJOLA JUNIOR SECONDARY SCHOOL	Disaster Maintenance	186,719	-	-	O.R.Tambo District Municipality	-31.6273140	29.5448780	M. Mduba	DPW
MAKAULA SENIOR SECONDARY SCHOOL	Disaster Maintenance	107,106	-	-	Alfred Nzo District Municipality	-30.8351970	28.9349210	M. Mduba	DPW
MALEPE-LEPE PRIMARY SCHOOL	Disaster Maintenance	329,419	-	-	O.R.Tambo District Municipality	-31.2151130	28.7057500	M. Mduba	DPW
MALUTI SENIOR SECONDARY SCHOOL	New classrooms, admin block, Dining and nutrition centre, MPC, science lab, media centre, staff ablutions, security and demolition works.	2,300,000	-	-	Alfred Nzo District Municipality	-30.2620760	28.7797470	M. Mduba	DPW
MANGQUKWANA JUNIOR SECONDARY SCHOOL	Repairs to classrooms	1,444,984	-	-	O.R.Tambo District Municipality	-31.5311083	28.9096467	M. Mduba	DPW
MANYOSINI SENIOR PRIMARY SCHOOL	Disaster Maintenance	173,269	-	-	O.R.Tambo District Municipality	-31.5185650	28.5245100	M. Mduba	DPW
MAQOMA PRIMARY SCHOOL	Provision of 5 prefab classrooms	200,000	-	-	Amathole District Municipality	-32.4403640	28.5232020	M. Mduba	DPW
MASIZAKHE JUNIOR PRIMARY SCHOOL	Construction of temporary classrooms, demolition of existing mud structures. New classrooms and all related facilities, civil works and electrical works.	2,482,976	9,849,075	-	Chris Hani District Municipality	-31.7365350	26.9562117	M. Mduba	DPW
MATEKO JUNIOR SECONDARY SCHOOL	Disaster Maintenance	200,000	-	-	O.R.Tambo District Municipality	-31.3027160	29.7163640	M. Mduba	DPW



Object Name	Project Scope (Scope including no.of units)	2023/24	2024/25	2025/26	District Municipality	Latitude	Longitude	Project Leader	Social Partners
MATSHONGWE PRIMARY SCHOOL	<ul style="list-style-type: none"> Repairs of ceiling boards and paint Repairs to barge boards Repairs to gutters & downpipes Minor repair work to beam filling brickwork Electrical work New light fittings 	426,258	-	-	O.R.Tambo District Municipality	-31.5130780	28.6589260	M. Mduba	DPW
MBHONDLENI STAFF ROOM	Disaster Maintenance	802,507	-	-	EC WHOLE	-32.917805	41.3898330	M. Mduba	DPW
MBIZANA DISTRICT OFFICE	Scope of work to be verified upon assessment of the current conditions on site	200,000	1,000,000	15,000,000	Alfred Nzo District Municipality	-32.917805	41.3898330	M. Mduba	DPW
MOBOBO JUNIOR SECONDARY SCHOOL	Scope of work to be verified upon assessment of the current conditions on site	1,000	-	-	Chris Hani District Municipality	-31.7365350	26.9562117	M. Mduba	DPW
MBUQUE EXTENSION SENIOR PRIMARY SCHOOL	Demolition of existing structures. Removal of 6 classroom prefab blocks. New 13 x classrooms, double grade R with ablutions, admin block, MPC, combine science and computer lab, 22 x flushable toilets, external works such as parking bays, fencing & walkways.	1,000,000	-	-	O.R.Tambo District Municipality	-31.6204710	28.7894440	M. Mduba	DPW
MCOBOLOLO SENIOR SECONDARY SCHOOL	Repairs and Renovations to 19 classrooms , site works	1,135,304	-	-	Chris Hani District Municipality	-31.6818490	28.1790760	M. Mduba	DPW
MCOBOLOLO SENIOR SECONDARY SCHOOL	Scope of work to be verified upon assessment of the current conditions on site	350,000	-	-	Sarah Baartman District Municipality	-33.7265890	24.7827190	M. Mduba	DPW
MEHLOMAKULU SENIOR SECONDARY SCHOOL	Scope of work to be verified upon assessment of the current conditions on site	200,000	10,000,000	1,000,000	Joe Gqabi District Municipality	-30.6139817	27.1577283	M. Mduba	DPW
MELANI PRIMARY SCHOOL	Disaster Maintenance	200,000	-	-	Amathole District Municipality	-32.7261470	26.8660050	M. Mduba	DPW
MFESANE SECONDARY SCHOOL	Demolition of inadequate classrooms. Repairs and renovations. New admin building, kitchen facility, substitution, classrooms, ablution blocks, guard house, refuse area, parking area.	200,000	-	-	Neelson Mandela Bay Metropolitan Municipality	-33.7767817	25.58666300	M. Mduba	DPW
MGCOTYELWA JUNIOR PRIMARY SCHOOL	Disaster Maintenance	200,000	-	-	O.R.Tambo District Municipality	-31.5420333	29.2374950	M. Mduba	DPW
MHLELENI JUNIOR SECONDARY SCHOOL	Provision of 4 classroom block	200,000	-	-	Alfred Nzo District Municipality	-31.0910133	29.2269767	M. Mduba	DPW



Object Name	Project Scope (Scope including no.of units)	2023/24	2024/25	2025/26	District Municipality	Latitude	Longitude	Project Leader	Social Partners
MHLONTLO JUNIOR SECONDARY SCHOOL	Section 1: New grade R ablutions, grade R classrooms, renovations to block C, parking bays, walkways, pavings, ramps, yard walls, furniture, jungle gyms, fencing, water tanks and tank stands, landscaping & soil drainage. Section 2: New assembly area, demolition of existing toilets, new ablutions at block F & G and renovations to block E. Section 3: demolition of existing pit toilets and make good, removal of temporary fencing.	6,512,988	-	-	Joe Gqabi District Municipality	-30.9099700	28.4294550	M. Mduba	DPW
MILANE JUNIOR SECONDARY SCHOOL	Repairs to roof sheeting, glazing, ceilings and doors. REPLACE NEW ROOF WITH CORRUGATED ROOF SHEETING INCLUDING ROOF TRUSSES, GUTTERS, FACIA BOARDS AND BARGE BOARDS. (BLOCK 1) · INTERNAL PAINT AND EXTERNAL PAINT · NEW CEILING · BROKEN WINDOW CILLS · REMOVE AND REPLACE DOORS (X3) AND DOOR FRAMES (X4), BURGLARS (X3) · BROKEN WINDOW PANES (X 16) · RE-CONSTRUCTION OF VERANDA · NEW TILES · REMOVE AND REPLACE ROOF AND ALLOW FOR ADDITIONAL BRICKWORK (BLOCK 2) · REMOVE AND REPLACE STEEL WINDOW FRAMES INCLUDING GLAZING (1,2 X1,2m) · REMOVE STEEL DOOR FRAMES AND MERANTI DOORS AND REPLACE WITH NEW (BLOCK 3)(X 5) · ATTEND TO ROOF LEAKS, PAINT ROOF AND ALLOW FOR NEW BARGE BOARDS, FACIA BOARDS AND GUTTERS (BLOCK 3) · DAMAGED TOILETS TO BE DEMOLISHED WITH 12 CUBICLES	-	-	-	Joe Gqabi District Municipality	-30.8086690	28.6432640	M. Mduba	DPW
MJOBENI JUNIOR SECONDARY SCHOOL		200,000	-	-	O.R.Tambo District Municipality	-31.3296067	28.9804433	M. Mduba	DPW



Object Name	Project Scope (Scope including no.of units)	2023/24	2024/25	2025/26	District Municipality	Latitude	Longitude	Project Leader	Social Partners
MKAMELA JUNIOR SECONDARY SCHOOL	NEW ROOF EXTERNAL PAINT INTERNAL PAINT REPLACE BROKEN WINDOW PANES REMOVE AND REPLACE CEILING NEW GUTTERS,FACIA BOARDS, BARGE BOARDS REMOVE AND REPLACE DOOR AND DOOR FRAMES NEW FLOOR TILES/PATCHING OF FLOOR TILES ALLOW FOR ELECTRICAL INSTALLATION DAMAGED ELEVATED STEEL TANK STANDS (X2) PAINT WINDOW FRAMES DAMAGED TOILTES TO BE DEMOLISHED AND RE-CONSTRUCTED	200,000	-	-	O.R.Tambo District Municipality	-31.2372817	29.8035533	M. Mduba	DPW
MLAMLI JUNIOR SECONDARY SCHOOL	Disaster Maintenance	200,000	-	-	O.R.Tambo District Municipality	-31.5415960	29.2240440	M. Mduba	DPW
MNGCELENI PRIMARY SCHOOL	Disaster Maintenance	272,270	-	-	O.R.Tambo District Municipality	-31.4452150	28.8537580	M. Mduba	DPW
MORESON PRIMARY SCHOOL	Scope of work to be verified upon assessment of the current conditions on site	200,000	-	-	Joe Gqabi District Municipality	-30.6174640	27.1728770	M. Mduba	DPW
MPAFANE JUNIOR SECONDARY SCHOOL	Provision of one prefab class	-	-	-	O.R.Tambo District Municipality	-31.5065840	28.4787160	M. Mduba	DPW
MPAFANE JUNIOR SECONDARY SCHOOL - Grade R	Provision of one prefab class	261,625	-	-	O.R.Tambo District Municipality	-31.5065840	28.4787160	M. Mduba	DPW
MPAFANE JUNIOR SECONDARY SCHOOL - Prefabs	Provision of two prefab class	549,168	-	-	O.R.Tambo District Municipality	-31.5065840	28.4787160	M. Mduba	DPW
MPEKO PRIMARY SCHOOL	Disaster Maintenance	113,309	-	-	Amathole District Municipality	-33.3819570	27.0884240	M. Mduba	DPW
MPINDWENI PRIMARY SCHOOL	Disaster Maintenance	-	-	-	Joe Gqabi District Municipality	-31.0110883	28.5488400	M. Mduba	DPW
MPOZA JUNIOR SECONDARY SCHOOL	Disaster Maintenance	737,381	-	-	O.R.Tambo District Municipality	-31.3106917	28.5015100	M. Mduba	DPW



Object Name	Project Scope (Scope including no.of units)	2023/24	2024/25	2025/26	District Municipality	Latitude	Longitude	Project Leader	Social Partners
MPUMELELO MFUNDISI SENIOR PRIMARY SCHOOL	New admin block, 3 x grade R classrooms, 1 dining/nutrition centre, science lab, HOD, extension of 5 classroom block, civil works such as 17 parking bays, soil drainage, water supply & walkways. Renovations and alterations to 5 classroom block, 2 x 4 classroom block, male & female toilet block, male & female changeroom block. Demolition to 3 classroom block, outbuilding, jungle gym.	1,500,000	8,399,944	-	Joe Gqabi District Municipality	-31.0117310	26.3298230	M. Mduba	DPW
MTHAWELANGA JUNIOR PRIMARY SCHOOL	Scope of work to be verified upon assessment of the current conditions on site	200,000	10,500,000	-	Chris Hani District Municipality	-32.1847190	26.7928870	M. Mduba	DPW
MTSHABE JUNIOR SECONDARY SCHOOL	Disaster Maintenance	380,346	-	-	Chris Hani District Municipality	-31.8819440	27.7850900	M. Mduba	DPW
MZIMVUBU SECONDARY SCHOOL	Scope of work to be verified upon assessment of the current conditions on site	1,000,000	1,000,000	10,000,000	Amathole District Municipality	-32.6492450	27.1822230	M. Mduba	DPW
MZIWODUMO PRIMARY SCHOOL	Material supplier	31,175	-	-	O.R.Tambo District Municipality	-31.5517733	28.7249850	M. Mduba	DPW
NCISE JUNIOR SECONDARY SCHOOL	Disaster Maintenance	200,000	-	-	O.R.Tambo District Municipality	-31.5365450	28.6888020	M. Mduba	DPW
NDAKANA SENIOR PRIMARY SCHOOL	Scope of work to be verified upon assessment of the current conditions on site	1,000	-	-	O.R.Tambo District Municipality	-31.2024400	29.1412850	M. Mduba	DPW
NGANGELIZWE SENIOR SECONDARY SCHOOL	Disaster Maintenance	200,000	-	-	Amathole District Municipality	-32.9838340	27.0654090	M. Mduba	DPW
NGANGENYATI PRIMARY SCHOOL	<ul style="list-style-type: none"> Remove and Replace gutters and downpipes Remove and Replace fascia and Badge boards Apply paint to fascia and badge board 	454,228	-	-	Chris Hani District Municipality	-31.9163283	28.0298083	M. Mduba	DPW
NGUNGE JUNIOR SECONDARY SCHOOL	Disaster Maintenance	200,000	-	-	O.R.Tambo District Municipality	-31.5870480	28.5221300	M. Mduba	DPW
NGUBENGCUKA SENIOR SECONDARY SCHOOL	New admin block, 6 x classrooms, MPC, nutrition centre, science, library, and computer lab, 2 x pit ablutions, covered and uncovered walkways, paved aprking areas, rain water tanks, elevated tanks. Demolition of existing	3,756,359	-	-	Chris Hani District Municipality	-31.5745790	27.0412400	M. Mduba	DPW



Object Name	Project Scope (Scope including no.of units)	2023/24	2024/25	2025/26	District Municipality	Latitude	Longitude	Project Leader	Social Partners
NGUBESIZWE PRIMARY SCHOOL	structures with prefab classes to be relocated. Scope of work to be verified upon assessment of the current conditions on site	127,843	-	-	O.R.Tambo District Municipality	-31.2760933	29.0443683	M. Mduba	DPW
NGWAYIBANJWA SENIOR SECONDARY SCHOOL	<ul style="list-style-type: none"> Repairs to glazing. Repairs to barge boards Repairs to gutters and down pipes. Complete removal of ablation roof covering and replacement Repair works to plaster cracks New roof trusses to computer lab block Plaster and paint to cracked classroom walls Repairs to fascia boards Light fixtures Electrical works Brickwork to beam filling New ceiling boards in damaged classrooms 	224,230	-	-	O.R.Tambo District Municipality	-31.5583330	28.6985250	M. Mduba	DPW
NKOPANE JUNIOR SECONDARY SCHOOL	New classrooms and support spaces, Nutrition block, admin block, grade R classrooms and ablutions, learner and staff toilets, MPC, walkways, tanks and tank stands. Demolitions to existing structures.	15,611,578	18,000,000	11,109,718	Joe Gqabi District Municipality	-30.5750117	27.0846650	M. Mduba	DPW
NKOSIYAKHE SENIOR PRIMARY SCHOOL	Disaster Maintenance	350,000	-	-	Chris Hanu District Municipality	-32.0097680	26.2416270	M. Mduba	DPW
NKOZO JUNIOR SECONDARY SCHOOL	Disaster Maintenance	332,443	-	-	O.R.Tambo District Municipality	-31.1960430	29.4200250	M. Mduba	DPW
NKWEZANA PUBLIC SCHOOL	Demolition of existing structures. New admin block, grade R classroom, foundation phase classrooms, dining and kitchen block, science lab, library, MPC, gate house, wwater tower, refuse room, 2 x ablation block, plumbing and drainage, walkways, fencing, landscaping, electrical & mechanical installations.	10,017,833	19,521,737	1,784,902	Buffalo City Metropolitan Municipality	-32.9052000	28.0231000	M. Mduba	DPW
NOBUBELE PUBLIC SCHOOL	Scope of work to be verified upon assessment of the current conditions on site	1,000	347,150	-	Sarah Baartman District Municipality	-33.4878833	26.8346750	M. Mduba	DPW



Object Name	Project Scope (Scope including no.of units)	2023/24	2024/25	2025/26	District Municipality	Latitude	Longitude	Project Leader	Social Partners
NOJOLI SENIOR PRIMARY SCHOOL	Scope of work to be verified upon assessment of the current conditions on site	1,000	-	2,000,000	Sarah Baartman District Municipality	-32.2349930	24.5406110	M. Mduba	DPW
NOMONDE PUBLIC SCHOOL	Scope of work to be verified upon assessment of the current conditions on site	1,000	500,000	-	Chris Hani District Municipality	-31.3844860	26.3614690	M. Mduba	DPW
NOMPUCUKO COMBINED SCHOOL	Upgrades and additions	1,000	-	-	Sarah Baartman District Municipality	-33.6781420	26.6300710	M. Mduba	DPW
NONKUNDLA JUNIOR PRIMARY SCHOOL	Repairs to classrooms	2,044,258	-	-	Buffalo City Metropolitan Municipality	-32.9098733	27.5060533	M. Mduba	DPW
NONKUNDLA JUNIOR PRIMARY SCHOOL - Grade R	Provision of prefab classroom	483,000	-	-	Buffalo City Metropolitan Municipality	-32.9098733	27.5060533	M. Mduba	DPW
NONTSWABU PRIMARY JUNIOR SCHOOL	Disaster Maintenance	127,571	-	-	O.R.Tambo District Municipality	-31.4996510	28.8604660	M. Mduba	DPW
NONYIKILA PRIMARY SCHOOL	Ablutions <ul style="list-style-type: none"> Remove and Replace roof sheets and purlins Remove damaged ridge cap and replace with new Replace damaged trusses Replaced gutters and downpipes Beam filling brickwork Replace fascia and badge board Apply paint to fascia and badge board Classrooms <ul style="list-style-type: none"> Replace broken window panes Repair ceiling and cornice Apply paint to ceiling cornice 	454,228	-	-	O.R.Tambo District Municipality	-30.9611760	28.7780900	M. Mduba	DPW
NORWOOD JUNIOR SECONDARY SCHOOL	Scope of work to be verified upon assessment of the current conditions on site	1,000	200,000	8,000,000	Nelson Mandela Bay Metropolitan Municipality	-33.8766117	25.5841417	M. Mduba	DPW
NQEKETO JUNIOR SECONDARY SCHOOL	IBR ROOF SHEETING (74m ²) FACIA BOARD (21m) BARGE BOARD (13.5m) GUTTERS AND DOWNPIPES WINDOW PANES (X 18)SIZE- 0.5X0.33 INSTALL JOJO TANKS 5000L (X2) NEW CEILING (20m X 11m) PAINT INTERNAL AND EXTERNAL	200,000	-	-	O.R.Tambo District Municipality	-31.7009410	28.9446630	M. Mduba	DPW



Object Name	Project Scope (Scope including no.of units)	2023/24	2024/25	2025/26	District Municipality	Latitude	Longitude	Project Leader	Social Partners
NTILINI JUNIOR SECONDARY SCHOOL	WALLS PAINT TO DOORS (X2) IRONMOMGERY Repairs to roof covering, new trusses, ceiling to classrooms, gutters, paintwork to internal walls & external walls	2,503,148	-	-	O.R.Tambo District Municipality	-31.6809630	28.4062900	M. Mduba	DPW
NTSINTSANA JUNIOR SECONDARY SCHOOL	Construction of four classroom block	200,000	-	-	Alfred Nzo District Municipality	-31.0680230	29.1856020	M. Mduba	DPW
NTSIZWA SENIOR SECONDARY SCHOOL	Demolition of mud structure classrooms. New admin block, nutrition centre, library, computer room, 12 classrooms, staff & learner ablutions, MPC, science lab, security fencing, assembly area, parking bays and refuse room.	200,000	300,000	-	Alfred Nzo District Municipality	-30.7823083	29.2534050	M. Mduba	DPW
NTSONKOTHA SENIOR SECONDARY SCHOOL	Scope of work to be verified upon assessment of the current conditions on site	200,000	2,000,000	11,967,717	Chris Hani District Municipality	-31.6967700	27.0325900	M. Mduba	DPW
NTSONYANA SENIOR PRIMARY SCHOOL	Scope of work to be verified upon assessment of the current conditions on site	1,000	-	-	O.R.Tambo District Municipality	-31.1272100	28.9504750	M. Mduba	DPW
NYATELA SENIOR SECONDARY SCHOOL	Scope of work to be verified upon assessment of the current conditions on site	1,000	1,000,000	35,549,277	Joe Gqabi District Municipality	-30.4469267	27.3564267	M. Mduba	DPW
PAKAMANI JUNIOR SECONDARY SCHOOL	<ul style="list-style-type: none"> · REMOVE EXTERNAL(VERANDA) AND INTERNAL CEILINGS · REMOVE AND REPLACE DOORS(X6) AND DOOR FRAMES (X7) · PAINT INTERNAL WALLS (BLOCK 1 AND 3) · REPLACE BROKEN WINDOW PANES (X33) · FIX DAMAGED VENTILATORS · PAINT WINDOW FRAMES · TAKE OUT AND REPLACE WITH NEW FLOOR TILES · ROOF REPAIRS AND ROOF PAINT(BLOCK1) · REMOVE ROOF AND REPLACE WITH NEW(BLOCK 2) · EXTERNAL PAINT · ALLOW FOR EXTENSION OF 1m VERANDA TO 1,5m · REPLACE WINDOW (1mx1m) · REMOVE IBER ZINC AND REPLACE WITH 6m LONG CORRUGATED 	200,000	-	-	O.R.Tambo District Municipality	-31.0048700	29.4453220	M. Mduba	DPW



Object Name	Project Scope (Scope including no.of units)	2023/24	2024/25	2025/26	District Municipality	Latitude	Longitude	Project Leader	Social Partners
PATENSIE PRIMARY SCHOOL	ROOF SHEET(BLOCK 3) · NEW RAINWATER GOODS(GUTTERS, FACIA,BARGE BOARDS,DOWNPIPES) IN ALL BLOCKS · DAMAGED TOILETS TO BE DEMOLISHED WITH 12 CUBICLES · ALLOW FOR ELECTRICAL INSTALLATION Scope of work to be verified upon assessment of the current conditions on site	200,000	-	-	Nelson Mandela Bay Metropolitan Municipality	-33.8861450	25.6003050	M. Mduba	DPW
PATERSON HIGH SCHOOL	Scope of work to be verified upon assessment of the current conditions on site	200,000	2,728,546	12,500,000	Nelson Mandela Bay Metropolitan Municipality	-33.9373570	25.5710820	M. Mduba	DPW
PHAHAMENG PRIMARY SCHOOL	Block 1: New 2 x grade R classrooms, stores, sick bay, kitchen & ablution area. Block 2: New 2 x grade R classrooms, stores, sick bay & ablution area. External works: covered walkways, elevated water tanks, sewer reticulation, jungle gyms, covered play areas, sand pits and fencing. • Repairs to barge boards • Repairs to gutters and down pipes. • Repairs to roof covering • New glazing panes • Ridge capping • Light fixtures	4,667,269	-	-	Joe Gqabi District Municipality	-31.1323090	26.8020730	M. Mduba	DPW
PHAKAMISA JUNIOR PRIMARY SCHOOL	Demolition of existing prefab class block, elevated tank. Renovations to computer lab, 9 classroom block, ablutions, nutrition and dining block, tennis court. New3 classroom block with HOD office, 2 classroom block with MPC and science lab, admin block, water tanks, retaining walls, walkways, assembly area, parking bays, gates and septic tanks.	426,258	-	-	Chris Hanu District Municipality	-31.7419350	26.9283867	M. Mduba	DPW
PHAMBILI MZONTSUNDU SECONDARY SCHOOL	Disaster Maintenance Scope of work to be verified upon assessment of the current conditions on site	2,000,000	-	-	Joe Gqabi District Municipality	-31.1255510	26.8090920	M. Mduba	DPW
PHAMBILI SENIOR SECONDARY SCHOOL	Disaster Maintenance	200,000	-	-	O.R.Tambo District Municipality	-31.3110800	29.7262700	M. Mduba	DPW
PHANDULWAZI AGRICULTURAL HIGH SCHOOL	Disaster Maintenance	1,800,000	10,400,000	5,000,000	Amathole District Municipality	-32.6526960	26.9233020	M. Mduba	DPW



Object Name	Project Scope (Scope including no.of units)	2023/24	2024/25	2025/26	District Municipality	Latitude	Longitude	Project Leader	Social Partners
PHUMELELANI SENIOR PRIMARY SCHOOL	Disaster Maintenance	200,000	-	-	Buffalo City Metropolitan Municipality	-32.9483940	27.7162840	M. Mduba	DPW
QOKOLWENI PRIMARY SCHOOL	Scope of work to be verified upon assessment of the current conditions on site	1,000	2,830,717	-	O.R.Tambo District Municipality	-31.2267320	29.6033080	M. Mduba	DPW
QOKOLWENI SENIOR SECONDARY SCHOOL	Disaster Maintenance	200,000	-	-	O.R.Tambo District Municipality	-32.917805	41.3898330	M. Mduba	DPW
RAFUZA MNTUYEDWA SENIOR PRIMARY SCHOOL	Repairs to roofs, ceilings and doors	300,949	-	-	O.R.Tambo District Municipality	-31.6450680	28.3992140	M. Mduba	DPW
ROXENI PRIMARY SCHOOL	Disaster Maintenance	200,000	-	-	Amathole District Municipality	-32.7750850	26.7505183	M. Mduba	DPW
SAKHISIZWE SENIOR SECONDARY SCHOOL - I	Material supplier	46,368	-	-	Nelson Mandela Bay Metropolitan Municipality	-33.8791890	25.5643870	M. Mduba	DPW
SAKHISIZWE SENIOR SECONDARY SCHOOL - II	Maintenance	478,343	-	-	O.R.Tambo District Municipality	-31.5517733	28.7249850	M. Mduba	DPW
SEYISI PRIMARY SCHOOL	Scope of work to be verified upon assessment of the current conditions on site	200,000	11,000,000	1,000,000	Nelson Mandela Bay Metropolitan Municipality	-33.8861450	25.6003050	M. Mduba	DPW
SISEKO SENIOR SECONDARY SCHOOL	Disaster Maintenance	200,000	-	-	Amathole District Municipality	-32.8962000	27.0752200	M. Mduba	DPW
SIVIWE PRIMARY SCHOOL	Disaster Maintenance	1,750,647	-	-	Chris Hani District Municipality	-31.6411680	28.2909910	M. Mduba	DPW
SIZAMULWAZI PUBLIC SCHOOL	New 2 x grade R classroom blocks, 2 x covered play areas, 2 x jungle gyms, 2 x sand pits, drinking fountain, covered & uncovered walkways, water tanks and fencing with two double gates.	200,000	-	-	O.R.Tambo District Municipality	-31.6680750	29.2814210	M. Mduba	DPW
SKOBENI SENIOR PRIMARY SCHOOL	Scope of work to be verified upon assessment of the current conditions on site	1,000	-	-	O.R.Tambo District Municipality	-31.2572350	28.6273783	M. Mduba	DPW
SKOBENI SENIOR PRIMARY SCHOOL - Gr R	<ul style="list-style-type: none"> • Replacement of roof covering • Removal of damaged timber roof trusses, i.e. reusable timber should be set aside. • Replace damaged ceiling • Replacement of damaged floor • Plasterwork to beamfilling 	165,010	-	-	Buffalo City Metropolitan Municipality	-32.8361433	27.4713467	M. Mduba	DPW



Object Name	Project Scope (Scope including no.of units)	2023/24	2024/25	2025/26	District Municipality	Latitude	Longitude	Project Leader	Social Partners
	<ul style="list-style-type: none"> • Paintwork to external/internal walls of building • Replacement of Timber external doors • Installation of Fascia Board and Rainwater goods. • Servicing to existing steel windows and glazing. 	1,000	3,500,000	-	Sarah Baartman District Municipality	-33.2955540	26.5376000	M. Mduba	DPW
ST BONIFACE PUBLIC PRIMARY SCHOOL	Scope of work to be verified upon assessment of the current conditions on site	1,000	500,000	1,000,000	Joe Gqabi District Municipality	-30.6174640	27.1728770	M. Mduba	DPW
ST MARY'S SENIOR PRIMARY SCHOOL	Scope of work to be verified upon assessment of the current conditions on site	200,000	1,000,000	1,000,000	Alfred Nzo District Municipality	-30.1813383	28.9476533	M. Mduba	DPW
ST MATHEWS JUNIOR SECONDARY SCHOOL	Prefabs	500,000	-	-	Amathole District Municipality	-32.6492450	27.1822230	M. Mduba	DPW
ST MATTHEWS HIGH SCHOOL - Hostels	6 New Grade R classrooms with a communal kitchen and roofed dining/ educational area. New playground and outside pavilion area.	7,680,465	3,142,410	-	Joe Gqabi District Municipality	-30.5287450	27.3558210	M. Mduba	DPW
STERKSPRUIT COMMUNITY SCHOOL	Scope of work to be verified upon assessment of the current conditions on site	1,000	-	-	Buffalo City Metropolitan Municipality	-33.0118183	27.8956850	M. Mduba	DPW
STERKSPRUIT SENIOR PRIMARY SCHOOL	Construction of new single storey classroom block, new water tanks, parking areas, electrical installations, removing existing prefab buildings.	396,006	-	-	Sarah Baartman District Municipality	-33.9729310	23.8804650	M. Mduba	DPW
STORMSRIVIER PRIMARY SCHOOL	Scope of work to be verified upon assessment of the current conditions on site	1,000	1,275,422	-	O.R.Tambo District Municipality	-31.8520750	28.5481610	M. Mduba	DPW
TANTSEKA JUNIOR SECONDARY SCHOOL	Scope of work to be verified upon assessment of the current conditions on site	1,000	500,000	1,000,000	Joe Gqabi District Municipality	-30.5387850	27.3637420	M. Mduba	DPW
TAPOLENG JUNIOR SECONDARY SCHOOL	Demolition of mud structures, 15 new classrooms, ablution facilities, science and computer lab, administrative block, Fencing, electrical Installation.	200,000	-	-	Alfred Nzo District Municipality	-30.8916980	29.9644700	M. Mduba	DPW
THEMBA MZIZI PRIMARY SCHOOL	Upgrades and additions	1,000	-	-	Buffalo City Metropolitan Municipality	-32.8870380	27.5264640	M. Mduba	DPW
THEMBALESIZWE PRIMARY SCHOOL	Scope of work to be verified upon assessment of the current conditions on site	1,000	-	-	Joe Gqabi District Municipality	-30.5536650	27.4589430	M. Mduba	DPW



Object Name	Project Scope (Scope including no.of units)	2023/24	2024/25	2025/26	District Municipality	Latitude	Longitude	Project Leader	Social Partners
THEMBELIHLE JUNIOR PRIMARY SCHOOL	4 x ECDC classrooms, flush toilets, sick room, teachers office, store rooms, covered play area, sand pit, electrical installations and furniture.	200,000	-	-	O.R.Tambo District Municipality	-31.6678433	28.3282150	M. Mduba	DPW
THEMBELIHLE SENIOR PRIMARY SCHOOL	Renovations to ablutions, external works, renovations to classrooms.	456,988	-	-	Chris Hani District Municipality	-31.6749540	27.1622840	M. Mduba	DPW
TIYO SOGA JUNIOR SECONDARY SCHOOL	Provision of 3 classrooms	200,000	-	-	Amathole District Municipality	-32.4285590	28.4718870	M. Mduba	DPW
TRIOMF PRIMARY SCHOOL	Upgrades and additions	1,000	-	-	Nelson Mandela Bay Metropolitan Municipality	-33.8872500	25.5099960	M. Mduba	DPW
TSEKANA SENIOR PRIMARY SCHOOL	Scope of work to be verified upon assessment of the current conditions on site	1,000	-	-	Chris Hani District Municipality	-31.8014767	28.1368317	M. Mduba	DPW
TSHONGWENI SENIOR SECONDARY SCHOOL	Disaster Maintenance	247,068	-	-	O.R.Tambo District Municipality	-31.4625067	28.8192133	M. Mduba	DPW
ULANA AGRICULTURAL SCHOOL	Disaster Maintenance	200,000	-	-	Amathole District Municipality	-32.6531950	27.1104033	M. Mduba	DPW
UPPER CORANA SENIOR SECONDARY SCHOOL	Scope of work to be verified upon assessment of the current conditions on site	1,000,000	2,000,000	29,384,459	Nelson Mandela Bay Metropolitan Municipality	-33.9373570	25.5710820	M. Mduba	DPW
UPPER CULUNCA SENIOR SECONDARY SCHOOL	Scope of work to be verified upon assessment of the current conditions on site	1,000	500,000	8,634,632	Chris Hani District Municipality	-31.6818490	28.1790760	M. Mduba	DPW
UPPER NGQWARA JUNIOR SECONDARY SCHOOL	Scope of work to be verified upon assessment of the current conditions on site	1,000	1,668,581	-	Sarah Baartman District Municipality	-33.6781420	26.6300710	M. Mduba	DPW
UPPER TABASE PRIMARY SCHOOL	Disaster Maintenance	200,000	-	-	O.R.Tambo District Municipality	-31.6342580	28.5199080	M. Mduba	DPW
USENATHI PUBLIC PRIMARY SCHOOL	Scope of work to be verified upon assessment of the current conditions on site	1,000	2,000,000	1,933,205	Chris Hani District Municipality	-31.5519070	26.5612090	M. Mduba	DPW
VUKUHAMBE SPECIAL SCHOOL	Disaster Maintenance	10,000	-	-	Buffalo City Metropolitan Municipality	-31.7523360	28.7203310	M. Mduba	DPW
VULAMAZIBUKO PRIMARY SCHOOL	Scope of work to be verified upon assessment of the current conditions on site	1,000	1,584,260	-	O.R.Tambo District Municipality	-31.8824917	28.7492550	M. Mduba	DPW



Object Name	Project Scope (Scope including no.of units)	2023/24	2024/25	2025/26	District Municipality	Latitude	Longitude	Project Leader	Social Partners
VULISANGO JUNIOR SECONDARY SCHOOL	Disaster Maintenance	200,000	-	-	O.R.Tambo District Municipality	-31.5222770	28.8642960	M. Mduba	DPW
VUMILE PRIMARY SCHOOL	Scope of work to be verified upon assessment of the current conditions on site	200,000	500,000	12,000,000	Joe Gqabi District Municipality	-30.6912883	26.6789767	M. Mduba	DPW
WABAN SENIOR SECONDARY SCHOOL	2 COURSES OF FACEBRICK WALL DAMAGED ON BEAM FILLING REMOVE AND REPLACE CEILING NEW BARGE BOARDS 3.6m Long C-PROFILE(X 23) NEW FACIA BOARDS 4,8m – H-PROFILE New DOWNPIPE ALLOW FOR CLEANING OF GUTTERS ALLOW FOR SHIFTING AND REPOSITIONING OF ELEVATED TANK(RESERVOIR TANK) BREAK DOWN AND RE-CONSTRUCT GATE PILLAR ALLOW FOR FIXING AIRCONDITION	200,000	-	-	O.R.Tambo District Municipality	-31.6758000	29.1203550	M. Mduba	DPW
WAYO JUNIOR SECONDARY SCHOOL	Disaster Maintenance	1,853,080	-	-	Alfred Nzo District Municipality	-30.8650900	29.4532100	M. Mduba	DPW
WILO COMPREHENSIVE SENIOR SECONDARY SCHOOL	21 new classrooms, 1 science lab, 1 Library, 1 Multipurpose Classroom, 1 Computer Lab, Ablutions, Fencing, Electricity, Water, 1 Administration, 1 DNC	7,522,942	-	-	O.R.Tambo District Municipality	-31.8870000	28.9555000	M. Mduba	DPW
WOODLANDS PRIMARY SCHOOL	Scope of work to be verified upon assessment of the current conditions on site	1,000	-	2,000,000	Alfred Nzo District Municipality	-30.6406220	29.0573160	M. Mduba	DPW
XOLOBENI JUNIOR SECONDARY SCHOOL	Disaster Maintenance	200,000	-	-	Alfred Nzo District Municipality	-31.1704733	30.0612550	M. Mduba	DPW
ZAMUXOLO JUNIOR SECONDARY SCHOOL	ECD Centre	100,000	-	-	Amathole District Municipality	-32.917805	41.3898330	M. Mduba	DPW
ZANEMPUCUKO SENIOR SECONDARY SCHOOL	ü Provide roof covering for areas where the roof has been removed by the wind ü Paint roof covering to match existing ü Roof specialist to further asses the roof for leaks. ü Install rainwater goods. ü Add brick fill where necessary (noted for block 2- room 3).	518,987	-	-	Buffalo City Metropolitan Municipality	-32.8897000	27.5379290	M. Mduba	DPW



Object Name	Project Scope (Scope including no.of units)	2023/24	2024/25	2025/26	District Municipality	Latitude	Longitude	Project Leader	Social Partners
ZANEWONGA SENIOR SECONDARY SCHOOL	<ul style="list-style-type: none"> ü Replace cracked window panes. ü Remove and install new ceiling boards where necessary. ü Install ceiling in the classroom without ceiling ü Replace all doors. ü Painting of existing ceiling boards. ü Provide electrical connection to the necessary areas. 	200,000	-	-	Amathole District Municipality	-32.4481750	28.5393600	M. Mduba	DPW
ZANGQELE SENIOR SECONDARY SCHOOL	<ul style="list-style-type: none"> Disaster Maintenance 	276,954	-	-	O.R.Tambo District Municipality	-31.5765940	28.6870150	M. Mduba	DPW
ZWELIBANGILE SENIOR SECONDARY SCHOOL	<ul style="list-style-type: none"> 4 classroom block <ul style="list-style-type: none"> • Repairs to barge and fascia boards • Repairs to gutters and down pipes. • 5000L rainwater tank • Glazing panes • Minor brickwork to beam filling 5 classroom block <ul style="list-style-type: none"> • Repairs to gutters and downpipes • Glazing panes • Repairs to barge and fascia boards 2 classroom block (science lab) <ul style="list-style-type: none"> • Repairs to roof covering • Repairs to barge and fascia boards • Brickwork • New ceiling boards and cornices • Repairs to gutters and downpipes • Electrical work 4 classroom block <ul style="list-style-type: none"> • Repairs to roof covering • Repairs to barge and fascia boards • New ceiling boards and cornices • Repairs to gutters and downpipes Admin <ul style="list-style-type: none"> • Check on the reliability of the roof covering. Leaks reported. 	126,843	-	-	O.R.Tambo District Municipality	-31.5415620	28.5991280	M. Mduba	DPW



Object Name	Project Scope (Scope including no.of units)	2023/24	2024/25	2025/26	District Municipality	Latitude	Longitude	Project Leader	Social Partners
Agent Fees (ECDC)	<ul style="list-style-type: none"> Repairs to structural cracks Paint to internal walls Repairs to broken glazing Electrical works <p>Ablutions</p> <ul style="list-style-type: none"> Repairs to roof construction Repairs to barge and fascia boards Repairs to steel burglar gates Repairs to vent pipes 	64,167	-	-	EC WHOLE	-32.917805	41.3898330	M. Mduba	ECDC
FLAGSTAFF SENIOR SECONDARY SCHOOL	<p>THE CONSTRUCTION OF NEW ADMIN BLOCK, 7x CLASSROOMS, 1x GRADE R CLASSROOM, MEDIA CLASSROOMS, SCIENCE CLASSROOM, MULTI-PURPOSE CLASSROOM, SOCIAL SCIENCE CLASSROOM, DINING AND NUTRITION CENTRE, 19x ABLUTION FACILITIES, REFUSE AND SECURITY ROOM, EXTERNAL WORKS SUCH AS ROADWAYS, PARKING, WATER RETICULATION WITH ELEVATED TANK; RENOVATION OF EXISTING VIP TOILETS AND HOARDING OFF EXISTING SCHOOL BUILDINGS FROM CONSTRUCTION SITE, PROVISION OF TWO TEMPORARY CLASSROOMS AND TEMPORARY ACCESS ROUTE TO EXISTING SCHOOL</p>	74,616	-	-	O.R.Tambo District Municipality	-31.0997000	29.4930000	M. Mduba	ECDC
KANTOLO JUNIOR SECONDARY SCHOOL	Water and Sanitation Services: 8xGirls; 4xBoys; 4 x Grade R; 1x Disabled; 3x Staff; 5x Urinals	5,000	-	-	Alfred Nzo District Municipality	-30.7621450	29.7246550	M. Mduba	ECDC
OLIVER TAMBO TECHNICAL HIGH SCHOOL	Water and Sanitation Services: 8xGirls; 4xBoys; 1x Disabled; 3x Staff; 5x Urinals	10,000	-	-	Alfred Nzo District Municipality	-30.7508250	29.7270460	M. Mduba	ECDC
PLANGENI JUNIOR SECONDARY SCHOOL	REPAIRS TO 8xCLASSROOMS, CONVERTING EXISTING SCIENCE LAB AND CLASSROOMS INTO STOREROOMS.THE CONSTRUCTION OF 2x THREE CLASSROOM BLOCKS, CONSTRUCTION OF 2x TWO CLASSROOM BLOCKS INCLUDING HOD OFFICES AND TEACHERS	318,902	-	-	Alfred Nzo District Municipality	-31.0573667	30.1434283	M. Mduba	ECDC



Object Name	Project Scope (Scope including no.of units)	2023/24	2024/25	2025/26	District Municipality	Latitude	Longitude	Project Leader	Social Partners
	WORKROOMS, CONSTRUCTION OF 1x TWO CLASSROOM BLOCK, CONSTRUCTION OF NUTRITION BLOCK, SCIENCE LABORATORY INCLUDING STOREROOMS, HOD OFFICE AND TEACHERS WORKROOM, NEW ADMIN BLOCK, NEW MULTI – MEDIA AND MULTI PURPOSE CLASSROOMS, 3x GRADE R CLASSROOMS BLOCK, 13 SEATER GIRLS ABLUTION BLOCK, 6 SEATER BOYS ABLUTION BLOCK, 5 SEATER STAFF ABLUTION BLOCK, 6 SEATER GRADE R, GUARD HOUSE AND REFUSE ROOM, TEMPORARY CLASSROOMS, KITCHEN AND STAFFROOM, EXTERNAL WORKS INCLUDING WALKWAYS, STORMWATER RETICULATION, WATER SUPPLIES, BOREHOLE INSTALLATION, ELECTRICAL INSTALLATION, FENCING, PAVING, PARKING ETC.								
ABERDEEN SECONDARY SCHOOL	TBC	550,000	450,000	-	Sarah Baartman District Municipality	-32.4733830	24.0614400	M. Mduba	IDT
AGENT FEES (IDT)	Programme Implementation Agent Fees	15,929,130	32,565,901	-	EC WHOLE	-32.917805	41.3898330	M. Mduba	IDT
AMABHELE HIGH SCHOOL	3 x pre-fab classrooms, 2 rain water tanks and associated works, electrical installation, furniture - Monies for PSP's	100	-	-	Amathole District Municipality	-32.7434900	26.9087050	M. Mduba	IDT
ANDREW RABIE HIGH SCHOOL	TBC	550,000	450,000	-	Nelson Mandela Bay Metropolitan Municipality	-33.9427067	25.5818667	M. Mduba	IDT
ARTHUR MFEBE SENIOR SECONDARY SCHOOL	3 x pre-fab classrooms and associated works - Monies for Final Account and PSP's	100	-	-	Chris Hani District Municipality	-32.0161413	27.2971862	M. Mduba	IDT
ATTWELL MADALA HIGH SCHOOL	Maintenance and repairs	100	-	-	Amathole District Municipality	-33.3871980	27.0866950	M. Mduba	IDT
BALENI JUNIOR SECONDARY SCHOOL	Construction of three (3) classrooms, four (4) water tanks, seven (7) ablution toilets and office & store - Monies for Final Account and PSP's	100	-	-	Alfred Nzo District Municipality	-31.1578270	29.9703530	M. Mduba	IDT



Object Name	Project Scope (Scope including no.of units)	2023/24	2024/25	2025/26	District Municipality	Latitude	Longitude	Project Leader	Social Partners
BAMBANANI JUNIOR PRIMARY SCHOOL	Maintenance and repairs	100	-	-	O.R.Tambo District Municipality	-31.9148090	29.0710800	M. Mduba	IDT
BATHANDE NDAMASE SENIOR SECONDARY SCHOOL	TBC	550,000	450,000	-	O.R.Tambo District Municipality	-32.917805	41.3898330	M. Mduba	IDT
BAVUMA JUNIOR SECONDARY SCHOOL	Relocation of prefabricated structures	100	-	-	O.R.Tambo District Municipality	-31.2602550	28.5895683	M. Mduba	IDT
BAZINDLOVU PRIMARY JUNIOR SCHOOL	Maintenance and repairs	100	-	-	Chris Hani District Municipality	-31.8410970	28.1549170	M. Mduba	IDT
BEKABANTU JUNIOR SECONDARY SCHOOL	2 Emergency classrooms required, 2 rain water, electricity connection - Monies for Final Account and PSP's	100	-	-	O.R.Tambo District Municipality	-31.5922740	29.4137870	M. Mduba	IDT
BERLIN HIGH SCHOOL	TBC	550,000	450,000	-	Buffalo City Metropolitan Municipality	-32.8795000	27.5823000	M. Mduba	IDT
BETHANIA JUNIOR SECONDARY SCHOOL	Single Grade R Facility, Fittings, Jungle Jim, Sand Pit, Under Cover Play Area etc	12,909	-	-	Joe Gqabi District Municipality	-30.6554040	28.2984830	M. Mduba	IDT
BETHANIA SENIOR SECONDARY SCHOOL	TBC	550,000	450,000	-	Joe Gqabi District Municipality	-30.6523600	28.2770100	M. Mduba	IDT
BETHESDA PRIMARY SCHOOL	Single Grade R Facility, Fittings, Jungle Jim, Sand Pit, Under Cover Play Area etc	645,354	-	-	Alfred Nzo District Municipality	-30.4989050	28.6673980	M. Mduba	IDT
BLACK DIAMOND PRIMARY SCHOOL	3 c/r; receipt c/r; admin; toilets, demolition & site works - Monies for Final Account and PSP's	100	-	-	Alfred Nzo District Municipality	-30.2592500	28.9541367	M. Mduba	IDT
BLYTHSWOOD HIGH SCHOOL	TBC	550,000	450,000	-	Amathole District Municipality	-32.2238100	27.9774067	M. Mduba	IDT
BOKAMOSO PRIMARY SCHOOL	14 classrooms, administration block, grade R, multi media centre, multi purpose classroom, nutrition block, ablutions	100	-	-	Alfred Nzo District Municipality	-30.3282700	28.7856617	M. Mduba	IDT
BONXA HIGH SCHOOL	TBC	550,000	450,000	-	Alfred Nzo District Municipality	-30.9206650	29.2662030	M. Mduba	IDT
BUBESI PRIMARY SCHOOL	Principal Agent Withdrawn Appointment	190,909	4,400,000	7,900,802	Alfred Nzo District Municipality	-30.5279750	28.7020780	M. Mduba	IDT
BUBESI PRIMARY SCHOOL	The construction of 7 Pit, Toilets, security fencing , stock fencing & Rainwater tanks - Monies for Final Account and PSP's	100	-	-	Alfred Nzo District Municipality	-30.5279750	28.7020780	M. Mduba	IDT



Object Name	Project Scope (Scope including no.of units)	2023/24	2024/25	2025/26	District Municipality	Latitude	Longitude	Project Leader	Social Partners
BUTTERWORTH HIGH SCHOOL	Renovation of fire damage to classrooms & both hostels	1,027,273	7,000,000	30,000,000	Amathole District Municipality	-32.3327140	28.1414380	M. Mduba	IDT
BUTTERWORTH HIGH SCHOOL (Emergency)	Renovation of fire damage to classrooms & both hostels	100	-	-	Amathole District Municipality	-32.3327140	28.1414380	M. Mduba	IDT
C M VELLEEM JUNIOR SECONDARY SCHOOL	TBC	550,000	450,000	-	Sarah Baartman District Municipality	-33.2895310	26.5548090	M. Mduba	IDT
CABANE JUNIOR SECONDARY SCHOOL	Single Grade R Facility, Fittings, Jungle Jim, Sand Pit, Under Cover Play Area etc	7,762,761	580,793	-	Alfred Nzo District Municipality	-31.0012390	28.9719650	M. Mduba	IDT
CABAZANA JUNIOR SECONDARY SCHOOL	Double Grade R Facility, Fittings, Jungle Jim, Sand Pit, Under Cover Play Area etc	8,272,692	1,900,000	-	Alfred Nzo District Municipality	-30.6906567	29.4101183	M. Mduba	IDT
CABAZI PRIMARY SCHOOL	Single Grade R Facility, Fittings, Jungle Jim, Sand Pit, Under Cover Play Area etc	50,773	-	-	Alfred Nzo District Municipality	-30.8347867	29.0065700	M. Mduba	IDT
CEGUANA JUNIOR SECONDARY SCHOOL	2 Classrooms, 6 Toilets, 1 Disable,1 Office & Store, Kitchen, 144m Fencing, 2 Water Tanks, 2 Washing Basins, Pit Sand & Play Area - Monies for Final Account	100	-	-	Amathole District Municipality	-32.3380560	28.0434760	M. Mduba	IDT
CHABASA JUNIOR PRIMARY SCHOOL	7 Pit Toilets with 1X 500L RW Tank & 580m Galvanised Security Fencing	958,000	-	-	O.R.Tambo District Municipality	-31.5531150	29.4045783	M. Mduba	IDT
CHAPMAN SECONDARY SCHOOL	TBC	550,000	450,000	-	Nelson Mandela Bay Metropolitan Municipality	-33.9188990	25.5515120	M. Mduba	IDT
CHIEF DUMILE SENIOR SECONDARY SCHOOL	6 x pre-fab classrooms with associated works, 4 rain water tanks, water channels, furniture, electrical installation. - Monies for Final Account and PSP's	100	-	-	Alfred Nzo District Municipality	-30.9332090	29.7211610	M. Mduba	IDT
COVE RIDGE PRIMARY SCHOOL	11 pit toilets; 1 urinal; 2 X 500L water tanks; 612m security fencing - Monies for Final Account and PSP's	100	-	-	Buffalo City Metropolitan Municipality	-33.0651050	27.7997883	M. Mduba	IDT
DALINDYEBO SENIOR SECONDARY SCHOOL	Construction Of Hostels using Alternative Technology including Associated External Works, Electrical installation & mechanical installation	224,545	-	-	O.R.Tambo District Municipality	-31.8784000	28.5995000	M. Mduba	IDT
DALUXOLO JUNIOR SECONDARY SCHOOL	11 pit toilets; 1 urinal; 2 X 500L water tanks; 366m security fencing; 373m stock fencing - Monies for Final Account and PSP's	100	-	-	Amathole District Municipality	-32.5562240	28.2997400	M. Mduba	IDT



Object Name	Project Scope (Scope including no.of units)	2023/24	2024/25	2025/26	District Municipality	Latitude	Longitude	Project Leader	Social Partners
DALUXOLO SENIOR PRIMARY SCHOOL	Construction of three (3) classrooms, four (4) water tanks, seven (7) ablution toilets and office & store - Monies for Final Account and PSP's	100	-	-	Chris Hani District Municipality	-31,4156483	28.2477017	M. Mduba	IDT
DESLUDGING (IDT)	Desludging	800,000	-	-	EC WHOLE Nelson Mandela Bay Metropolitan Municipality	-32.917805	41.3898330	M. Mduba	IDT
DF MALHERBE HIGH SCHOOL	TBC	550,000	450,000	-	Alfred Nzo District Municipality	-33.9792050	25.5629650	M. Mduba	IDT
DIDI SENIOR PRIMARY SCHOOL	TBC	550,000	450,000	-	Buffalo City Metropolitan Municipality	-30.8690333	29.8495383	M. Mduba	IDT
DIMBAZA CENTRAL SECONDARY SCHOOL	TBC	550,000	450,000	-	Amathole District Municipality	-32.8351930	27.2280740	M. Mduba	IDT
DONDASHE HIGH SCHOOL	Maintenance and repairs	100	-	-	Alfred Nzo District Municipality	-32.4882830	28.4033680	M. Mduba	IDT
DUMILE SENIOR PRIMARY SCHOOL	Proposed:Double Grade R Facility, Fittings, Jungle Jim, Sand Pit, Under Cover Play Area etc Future Plans: Demolitions: Admin block, 3 x CB, Renovations: 7 x Toilets, New: Admin Block, 11 x CB, 20 x Toilets, 1 x DNC, 1 x Multimedia Centre, 1 x Science lab, 1 x Multi-purpose, Double Grade R and external works.	306,818	4,500,000	9,458,075	Alfred Nzo District Municipality	-30.8504373	29.7905530	M. Mduba	IDT
DUMSI SECONDARY SCHOOL	6 x ACM classrooms with associated works, 4 water tanks, channels, electrical installation & furniture.	100	-	-	Alfred Nzo District Municipality	-30.7701000	29.5680350	M. Mduba	IDT
E MACEMBE JUNIOR PRIMARY SCHOOL	TBC	550,000	450,000	-	Chris Hani District Municipality	-32.1859190	25.6365080	M. Mduba	IDT
EBLORWENI SENIOR PRIMARY SCHOOL	1 Classroom, 3 Toilets, 1 Disable, 1 Office & Store, Kitchen, 144m Fencing, 2 Water Tanks, 2 Washing Basins, Pit Sand & Play Area	100	-	-	Alfred Nzo District Municipality	-30.8469917	29.6844483	M. Mduba	IDT
ENDULINI JUNIOR SECONDARY SCHOOL	9 x New Classroom, 5x Renovate Existing classroom, Soup Kitchen, Double Grade R, Multi-Purpose (Science lab, 1 x Computer lab), External Works, 24 Ablutions blocks. - Monies for Final Account and PSP's	250,895	-	-	O. R. Tambo District Municipality	-31.3947230	29.3308420	M. Mduba	IDT
ENQABENI SECONDARY SCHOOL	6 x ACM classrooms with associated works, 4 water tanks, channels, electrical installation & furniture. - Monies for Final Account and PSP's	100	-	-	Alfred Nzo District Municipality	-30.8892620	29.6786860	M. Mduba	IDT



Object Name	Project Scope (Scope including no.of units)	2023/24	2024/25	2025/26	District Municipality	Latitude	Longitude	Project Leader	Social Partners
ENYANISWENI SENIOR SECONDARY SCHOOL	TBC	550,000	450,000	-	Alfred Nzo District Municipality	-30.8968210	29.7913220	M. Mduba	IDT
ESIGUBUDWINI PRE - PRIMARY	17 Pit Toilets with 2X500L RW Tanks & 575m Galvanised Security Fencing	1,348,689	-	-	O.R.Tambo District Municipality	-32.917805	41.3898330	M. Mduba	IDT
ETHEMBENI ENRICHMENT CENTRE	TBC	550,000	450,000	-	Nelson Mandela Bay Metropolitan Municipality	-33.9516283	25.6049817	M. Mduba	IDT
ETWA JUNIOR SECONDARY SCHOOL	5 pre-fab classrooms & associated external work, electricity connection. - Monies for Final Account and PSP's	100	-	-	O.R.Tambo District Municipality	-30.8865483	28.6929817	M. Mduba	IDT
EZIZWENI HIGH SCHOOL	3 x pre-fab classrooms; 2 rain water tanks and associated works, electrical installation, furniture - Monies for Final Account and PSP's	100	-	-	Amathole District Municipality	-32.1379060	28.1909520	M. Mduba	IDT
FALO SENIOR SECONDARY SCHOOL	3 x pre-fab classrooms and associated works - Monies for Final Account and PSP's	100	-	-	Chris Hani District Municipality	-31.8060444	27.8433938	M. Mduba	IDT
FLORADALE FARM SCHOOL	5 grade R classrooms, Kitchen, Store, Veranda, 5 rainwater Tanks, 12 w; 2 undercover playing areas, two jungle gyms, two sand pits, Playground Equipment, Fencing, Earthworks and electrical installation	4,000,000	38,676,949	21,600,000	Buffalo City Metropolitan Municipality	-32.9544890	27.9249910	M. Mduba	IDT
FREEMANTLE BOYS' HIGH SCHOOL (HOSTEL)	Maintenance and repairs	100	-	-	Chris Hani District Municipality	-31.7089380	27.1889520	M. Mduba	IDT
FUNDANI SENIOR PRIMARY SCHOOL	7 Pit Toilets, Two Rainwater Tanks & 600m Security Fence - Monies for PSP's	100	-	-	O.R.Tambo District Municipality	-31.6890617	28.8643050	M. Mduba	IDT
GABAJANA JUNIOR SECONDARY SCHOOL	23 New ACM classrooms, renovation to 7 existing classrooms, Double ACM Grade R, 45 normal pit toilets, 24 water tanks & 125m2 admin block, 1 x multi-purpose centre, Electricity	5,456,000	2,192,355	-	O.R.Tambo District Municipality	-31.0829617	29.4717400	M. Mduba	IDT
GAMBLE STREET SECONDARY SCHOOL	Demolish 3* outbuildings, provide 14* new prefabricated classrooms, full electrical installation, relocate 3 existing prefabs to new position on the same site, demolish & rebuild 802m security fence, build 145m internal fencing, relocate 3* existing pref - - Monies for Final Account and PSP's	100	-	-	Nelson Mandela Bay Metropolitan Municipality	-33.7658550	25.3852770	M. Mduba	IDT
GAMBLE STREET SECONDARY SCHOOL (HOSTEL)	Demolish 3* outbuildings, provide 14* new prefabricated classrooms, full electrical installation, relocate 3	-	3,081,818	-	Nelson Mandela Bay Metropolitan Municipality	-33.7658550	25.3852770	M. Mduba	IDT



Object Name	Project Scope (Scope including no.of units)	2023/24	2024/25	2025/26	District Municipality	Latitude	Longitude	Project Leader	Social Partners
GRASLAAGTE PRIMARY SCHOOL	existing prefabs to new position on the same site, demolish & rebuild 802m security fence, build 145m internal fencing, relocate 3 * existing pref - - Monies for Final Account and PSP's	550,000	450,000	-	Sarah Baartman District Municipality	-34.0220610	24.7465850	M. Mduba	IDT
GUMZANA SENIOR SECONDARY SCHOOL	TBC	550,000	450,000	-	Alfred Nzo District Municipality	-31.0170500	29.9804250	M. Mduba	IDT
GUMZANA SENIOR SECONDARY SCHOOL	4 x pre-fab classrooms with associated works, rain water tanks, channels, full electrification & furniture - Monies for Final Account and PSP's	100	-	-	Alfred Nzo District Municipality	-31.0170500	29.9804250	M. Mduba	IDT
HALA SENIOR SECONDARY SCHOOL	3 x pre-fab classrooms and associated works - Monies for Final Account and PSP's	100	-	-	Chris Hani District Municipality	-31.9703580	27.2704530	M. Mduba	IDT
HANKEY PRIMARY SCHOOL	TBC	550,000	450,000	-	Sarah Baartman District Municipality	-33.8347633	24.8876867	M. Mduba	IDT
HESHANGOPHONDO PRIMARY SCHOOL (Clstrms)	2 classrooms, 1 grade R, renovations to existing toilets, demolish existing five classroom 5 classroom block - Monies for Final Account and PSP's	100	-	-	Amathole District Municipality	-32.7585033	26.7902133	M. Mduba	IDT
HILLBROW SENIOR SECONDARY SCHOOL	Prefabricated Classrooms, Admin Block, Multi-Purpose Hall, 2 x Science Laboratories, Dining & Nutrition Centre, Multi-Purpose Classroom, 2 x Computer Rooms, Media Centre, Ablutions, Guard House, Refuse Yard,, Parking and Driveways, Covered Assembly Area, Landscaping, Perimeter Fencing, External Works, Electrical Installations, Civil Works.	6,000,000	20,000,000	19,200,000	O.R.Tambo District Municipality	-31.3553533	29.5699933	M. Mduba	IDT
HILLSIDE JUNIOR SECONDARY SCHOOL	10 pit toilets: 550m security fencing - Monies for Final Account and PSP's	100	-	-	O.R.Tambo District Municipality	-31.2917720	29.4772870	M. Mduba	IDT
HLANKOMO JUNIOR SECONDARY SCHOOL	Proposed: Single Grade R Facility, Fittings, Jungle Jim, Sand Pit, Under Cover Play Area etc Future Plans: Demolitions: Admin block, 10 x CB, Renovations: 2 x Toilets, New: Admin Block, 5 x CB, 20 x Toilets, 1 x DNC, 1	306,818	5,000,000	9,860,452	Alfred Nzo District Municipality	-30.9090540	29.3622470	M. Mduba	IDT



Object Name	Project Scope (Scope including no.of units)	2023/24	2024/25	2025/26	District Municipality	Latitude	Longitude	Project Leader	Social Partners
HOMBE JUNIOR SECONDARY SCHOOL	x Science lab, 1 x Multi-purpose, and external works. 3 grade R classrooms, Kitchen, Store, Veranda, 5 Rainwater Tanks 7 Pit Latrine Toilet Block (7toilets),2 undercover playing areas, two jungle gyms, two sand pits, Playground Equipment, Fencing, Earthworks and electrical installation - Monies for Final Account and PSP's	100	-	-	O.R.Tambo District Municipality	-31.3586133	29.6359250	M. Mduba	IDT
HUKU SENIOR SECONDARY SCHOOL	2 x pre-fab classrooms with associated works - Monies for Final Account and PSP's	100	-	-	Alfred Nzo District Municipality	-30.7217130	28.8037820	M. Mduba	IDT
IMINGCANGATHELO HIGH SCHOOL	13 pit toilets; 1 urinal; 2 X 500L water tanks - Monies for Final Account and PSP's	100	-	-	Amathole District Municipality	-32.7530070	26.8592670	M. Mduba	IDT
INDWE HIGH SCHOOL	Maintenance and repairs	100	-	-	Amathole District Municipality	-32.6797633	28.0948450	M. Mduba	IDT
INYATHI HIGH SCHOOL	TBC	550,000	450,000	-	Chris Hani District Municipality	-31.9865350	26.6111830	M. Mduba	IDT
ISIVIVANE SENIOR SECONDARY SCHOOL	3 x pre-fab classrooms and associated works - Monies for Final Account and PSP's	100	-	-	Chris Hani District Municipality	-31.9148390	27.2267310	M. Mduba	IDT
J J NJEZA HIGH SCHOOL	3 x pre-fab classrooms, 2 rain water tanks and associated works, electrical installation, furniture - Monies for Final Account and PSP's	100	-	-	Amathole District Municipality	-32.4500717	28.1916450	M. Mduba	IDT
JIBA SENIOR SECONDARY SCHOOL	Demolish existing community built structure, renovate 2 existing classrooms and convert thesaem to admin blocks, 6 new classrooms, 5 rainwater tanks, 11 pit toilets (all inclusive), stormwater reticulation, full electrification (conduit only), 2 flag poles, - Monies for Final Account and PSP's	100	-	-	O.R.Tambo District Municipality	-31.3032267	29.2657800	M. Mduba	IDT
JONGILIZWE SENIOR SECONDARY SCHOOL	Demolish foundation slab and existing boiler room; repairs to main hall; existing administration office and existing classrooms ablutions; repairs and alterations to house father and house mother, store room; external works and electrical works - Monies for Final Account and PSP's	100	-	-	O.R.Tambo District Municipality	-31.2903217	28.7558533	M. Mduba	IDT



Object Name	Project Scope (Scope including no.of units)	2023/24	2024/25	2025/26	District Municipality	Latitude	Longitude	Project Leader	Social Partners
JONGILIZWE SENIOR SECONDARY SCHOOL	2 x pre-fab classrooms, 2 rain water tanks and associated works, electrical installation, furniture - Monies for PSP's	100	-	-	O.R.Tambo District Municipality	-31.2903217	28.7558533	M. Mduba	IDT
JONGINGWE SENIOR PRIMARY SCHOOL	Renovate 2 classrooms, complete 2 and build 3 new and Grade R, admin block, multipurpose centre, soup kitchen, install electricity, renovate 2 ablution block, 4 toilets, 817m Security fencing and 15 Water tanks. - Monies for Final Account and PSP's	100	-	-	O.R.Tambo District Municipality	-31.6047130	28.6049390	M. Mduba	IDT
JONGIZIZWE NKWENKWEZI SENIOR SECONDARY SCHOOL	3 x pre-fab classrooms and associated works - Monies for Final Account and PSP's	100	-	-	Chris Hani District Municipality	-32.0140017	27.7357633	M. Mduba	IDT
JONGUHLANGA JUNIOR PRIMARY SCHOOL	1 grade R classrooms, Kitchen, Store, Veranda, .5 Rainwater Tanks, 3 w/c, 2 undercover playing areas, two jungle gyms, two sand pits, Playground Equipment, Fencing, Earthworks and electrical installation	100	-	-	Amathole District Municipality	-32.0566633	29.0232067	M. Mduba	IDT
KANYISA SPECIAL SCHOOL (Hostels)	Building and renovation of hostel blocks	12,720,000	21,077,976	5,331,649	Chris Hani District Municipality	-31.5304033	27.6961333	M. Mduba	IDT
KHANYISA SPECIAL SCHOOL (PE)	Maintenance and repairs	100	-	-	Buffalo City Metropolitan Municipality	-32.9208000	27.8658000	M. Mduba	IDT
KHUMBULANI HIGH SCHOOL	TBC	550,000	450,000	-	Nelson Mandela Bay Metropolitan Municipality	-33.8705700	25.5052600	M. Mduba	IDT
KHUTLISO DANIELS SECONDARY SCHOOL	TBC	550,000	450,000	-	Sarah Baartman District Municipality	-33.2866650	26.5648850	M. Mduba	IDT
KHWAZA SENIOR SECONDARY SCHOOL	3 x pre-fab classrooms and associated works - Monies for Final Account and PSP's	100	-	-	Chris Hani District Municipality	-32.0579286	27.4359765	M. Mduba	IDT
KING SABATA DALINDYEBO TVET COLLEGE - (BUILDINGS)	Renovations of Hostels and Classrooms	1,000	-	-	O.R.Tambo District Municipality	-32.917805	41.3898330	M. Mduba	IDT
KING SABATA DALINDYEBO TVET COLLEGE - (CIVILS)	ren to sewerage wks & reticulation	100	-	-	O.R.Tambo District Municipality	-32.917805	41.3898330	M. Mduba	IDT
KLIPLAAT SENIOR SECONDARY SCHOOL	TBC	550,000	450,000	-	Sarah Baartman District Municipality	-33.0170640	24.3423990	M. Mduba	IDT



Object Name	Project Scope (Scope including no.of units)	2023/24	2024/25	2025/26	District Municipality	Latitude	Longitude	Project Leader	Social Partners
KULANATHI SENIOR SECONDARY SCHOOL	Renovate 4 classrooms, build 8 new medium classrooms, admin block ,science laboratory, media centre, renovate hall,2 new ablution block, 625m security fencing and 17 Water tanks, Monies for Final Account and PSP's	2,934,822	-	-	O.R.Tambo District Municipality	-31.6545600	28.5130400	M. Mduba	IDT
kwaMATAMBO SENIOR PRIMARY SCHOOL	Double Grade R Facility, Single Grade R, Fittings, Jungle Jim, Sand Pit, Under Cover Play Area etc	12,735,983	670,000	-	O.R.Tambo District Municipality	-31.2133480	29.7302370	M. Mduba	IDT
kwaNOBUHLE SENIOR SECONDARY SCHOOL	Build 16 classrooms and 1 Admin Block,1 Science and Computer Lab, 28 Pit Toilets, Demolishing of Existing Structures, siteworks, Electrical Installation, 25 Water tanks, 710m Stock fence and 530m Security fence - Monies for Final Account and PSP's	100	-	-	O.R.Tambo District Municipality	-31.5897910	28.4760640	M. Mduba	IDT
kwaNONDUDUIMO JUNIOR SECONDARY SCHOOL	20 ablutions; 6 X rainwater tanks and stands - Monies for Final Account and PSP's	100	-	-	O.R.Tambo District Municipality	-31.2525930	29.5919540	M. Mduba	IDT
kwaNTOZONKE SENIOR SECONDARY SCHOOL	2 x pre-fab classrooms, 2 rain water tanks and associated works, electrical installation, furniture - Monies for PSP's	100	-	-	Amathole District Municipality	-32.917805	41.3898330	M. Mduba	IDT
KwaQONDA JUNIOR SECONDARY SCHOOL	Demolition of existing block and shack, new grade R double classroom, grade R ablution block, administration block, multi purpose block, new classrooms, kitchen soup centre, femail & mail ablution blocks, parking area, main school entrance gate, grade R entrance gate, covered walkway, assemble area, courtyard & security fence. - Monies for Final Account and PSP's	100	-	-	O.R.Tambo District Municipality	-31.1799733	29.7059450	M. Mduba	IDT
kwaZIZAMELE JUNIOR SECONDARY SCHOOL	Demolish existing Toilet Block, Renovate existing Toilets, 18 Pit Toilet consisting od 1 Disabled, 1 Male Staff, 1 Female Staff, 7 Girls, 7 Boys & Urinal, 2 Rainwater Tanks & 559m Security Fencing	1,176,324	-	-	O.R.Tambo District Municipality	-31.3994810	29.4671020	M. Mduba	IDT
LADY GREY ARTS ACADEMY (Hostel)	Remove & replace existing iron roof covering, cypsum plasterboard ceiling panels, cornices & skirting, existing fibre cement Fascia & barge boards, vinyl floor covering, existing ceramic wall & floor tiles, Provide smoke & fire detectors, provide minor Electrical	100	-	-	Joe Gqabi District Municipality	-30.7140410	27.2118680	M. Mduba	IDT



Object Name	Project Scope (Scope including no.of units)	2023/24	2024/25	2025/26	District Municipality	Latitude	Longitude	Project Leader	Social Partners
LAERSKOOL SOMERSET'S GIFT	repairs, Provision of bedroom equipment, kitchen equipment, study & laundry equipment - Monies for Final Account and PSP's	550,000	450,000	-	Sarah Baartman District Municipality	-33.7701083	23.5498117	M. Mduba	IDT
LAERSKOOL UNIE (HOSTEL)	Remove & replace existing iron roof covering, cypsum plasterboard ceiling panels, cornices & skirting, existing fibre cement Fascia & barge boards, vinyl floor covering, existing ceramic wall & floor tiles, Provide smoke & fire detectors, provide minor Electrical repairs, Provision of bedroom equipment, kitchen equipment, study & laundry equipment -Monies for Final Account and PSP's	100	-	-	Joe Gqabi District Municipality	-31.2988500	25.8258260	M. Mduba	IDT
LEHANA SENIOR SECONDARY SCHOOL	TBC	550,000	450,000	-	Joe Gqabi District Municipality	-30.6840000	28.4881000	M. Mduba	IDT
LEHANA SENIOR SECONDARY SCHOOL	Maintenance and repairs	100	-	-	Joe Gqabi District Municipality	-30.6840000	28.4881000	M. Mduba	IDT
LENKOE JUNIOR PRIMARY SCHOOL	Demolish existing structure, 4 classrooms, 1 grade R, 8 pit toilets, office and store, assembly slab,5 rainwater tanks, stormwater reticulation, walkways, ramps, 8 pit toilets (all inclusive), electricity (conduit only), 2 flag poles,	100	-	-	Alfred Nzo District Municipality	-30.1989280	28.5979240	M. Mduba	IDT
LINGELETHU PRIMARY SCHOOL	Double Grade R Facility, Fittings, Jungle Jim, Sand Pit, Under Cover Play Area etc	194,545	4,400,000	7,938,711	Alfred Nzo District Municipality	-31.0560250	30.1262050	M. Mduba	IDT
LOYISO SENIOR SECONDARY SCHOOL	1 x pre-fab classrooms with associated works - Monies for Final Account and PSP's	100	-	-	Alfred Nzo District Municipality	-30.8480410	28.7887230	M. Mduba	IDT
LUIDI SENIOR SECONDARY SCHOOL	3 x pre-fab classrooms with associated works - Monies for Final Account and PSP's	100	-	-	Alfred Nzo District Municipality	-30.6452390	28.8487830	M. Mduba	IDT
LUDONDOLO JUNIOR SECONDARY SCHOOL	Construction of 17 pit toilets and 400m security fence	100	-	-	Amathole District Municipality	-31.9433450	28.4657490	M. Mduba	IDT
LUFABA PRIMARY SCHOOL	6 pit toilets; 1 X 500L water tanks - Monies for Final Account and PSP's	100	-	-	Alfred Nzo District Municipality	-30.8712390	29.1173200	M. Mduba	IDT



Object Name	Project Scope (Scope including no.of units)	2023/24	2024/25	2025/26	District Municipality	Latitude	Longitude	Project Leader	Social Partners
LUJECWENI JUNIOR SECONDARY SCHOOL	12 ACM classrooms, 1 ACM Grade R, 24 Toilets, 100m2 admin & 16 water tanks & Renovations to 4 x classroom blocks - Monies for Final Account and PSP's	100	-	-	O.R.Tambo District Municipality	-31.0582020	29.5530590	M. Mduba	IDT
LUKHANYO JUNIOR PRIMARY SCHOOL	TBC	550,000	450,000	-	Alfred Nzo District Municipality	-30.7713640	29.5597300	M. Mduba	IDT
LUPINDO SENIOR SECONDARY SCHOOL	1 x Admin Block, 1 x MPC & computer, 1 x Science & Library, 1 x DNC, 8 x Classroom Blocks, 1 x Security Room, 17 x Ablutions	20,189,887	21,308,447	-	Alfred Nzo District Municipality	-30.4704783	28.6469300	M. Mduba	IDT
LUPINDO SENIOR SECONDARY SCHOOL	Upgrades and additions	100	-	-	Alfred Nzo District Municipality	-30.4704783	28.6469300	M. Mduba	IDT
LUTSHAYA JUNIOR SECONDARY SCHOOL	15 New classrooms, Renovate 6 x Existing classrooms, Admin block, soup kitchen, Grade R, Science Lab, Library, External Works, 35 Ablutions - Monies for Final Account and PSP's	100	-	-	O.R.Tambo District Municipality	-31.3309810	29.3630130	M. Mduba	IDT
LUTUTU JUNIOR SECONDARY SCHOOL	Double Grade R Facility, Fittings, Jungle Jim, Sand Pit, Under Cover Play Area etc	100	-	-	Joe Gqabi District Municipality	-31.3725700	28.4477070	M. Mduba	IDT
LUXOMO JUNIOR SECONDARY SCHOOL	17 Pit toilets, 2 X 2500 L tanks with stands, 683m security fencing, 223m stock fencing - Monies for Final Account and PSP's	100	-	-	Amathole District Municipality	-32.2456583	27.7549500	M. Mduba	IDT
LUZIE DRIFT SENIOR SECONDARY SCHOOL	TBC	550,000	450,000	-	Joe Gqabi District Municipality	-30.7726000	28.5243000	M. Mduba	IDT
LUZINI JUNIOR SECONDARY SCHOOL	12 x New classrooms, Refurbishment of 6 Existing classrooms, Multipurpose Centre, 134m2 Admin block, 29 Pit toilets, ECDC, Soup Kitchen, Demolitions of Existing structures, Electrical installation, Fencing (593m) and 42 Water tanks - Monies for Final Account and PSP's	100	-	-	O.R.Tambo District Municipality	-31.7420000	28.5460000	M. Mduba	IDT
MABALENGWE SENIOR SECONDARY SCHOOL	TBC	550,000	450,000	-	O.R.Tambo District Municipality	-31.3909450	28.9607900	M. Mduba	IDT
MACIBI PRIMARY SCHOOL	8 New classes, staff rm/office, 13 new toilets, security fence. - Monies for Final Account and PSP's	100	-	-	Amathole District Municipality	-33.0170340	27.4616810	M. Mduba	IDT
MACLEAR PUBLIC SCHOOL	New Two (2) Double Grade R Classroom (ACM), One (1) Single Grade R Classroom (ACM) Demolish Existing Non-Functioning Ablutions,	100	-	-	Joe Gqabi District Municipality	-31.0820867	28.3671783	M. Mduba	IDT



Object Name	Project Scope (Scope including no.of units)	2023/24	2024/25	2025/26	District Municipality	Latitude	Longitude	Project Leader	Social Partners
MAGADLA SENIOR SECONDARY SCHOOL	Construction of 10 x VIP Pit Toilets (Conventional Brick & Mortar) External Works- rainwater tanks, Storm water channels, Security Fencing and Electrical Installation - Monies for Final Account and PSP's 1 x Admin Block, 1 x MPC & computer, 1 x Science & Library, 1 x DNC, 8 x Classroom Blocks, 1 x Security Room, 17 x Ablutions	12, 120,612	10,000,000	1,996,259	Alfred Nzo District Municipality	-30.3423570	28.6815520	M. Mduba	IDT
MAGIQWENI PRIMARY SCHOOL	TBC	550,000	450,000	-	Amathole District Municipality	-32.4907850	28.2811860	M. Mduba	IDT
MAGUBUNGELA SENIOR PRIMARY SCHOOL	Build 7 and I Grade R, admin block, multi-purpose centre, soup kitchen , 18 Pit toilets,680 security fencing, electricity and 18 Rainwater tanks. - Monies for Final Account and PSP's	100	-	-	O.R.Tambo District Municipality	-31.1259883	29.1000217	M. Mduba	IDT
MAKUKHANYE PRIMARY SCHOOL	4 Prefabricated classrooms, ablutions and fencing - Monies for Final Account and PSP's	100	-	-	O.R.Tambo District Municipality	-31.0375010	29.5299120	M. Mduba	IDT
MALUTI JUNIOR SECONDARY SCHOOL	Completion and partial renovation of 5 classrooms, construction of 2 new classrooms, completion of Reception cism, completion of admin block, 9 rainwater tanks, assembly slab and external works.- Monies for Final Account and PSP's	995	-	-	Alfred Nzo District Municipality	-30.2600890	28.7911460	M. Mduba	IDT
MAMPELAZWE JUNIOR SECONDARY SCHOOL	Single Grade R Facility, Fittings, Jungle Jim, Sand Pit, Under Cover Play Area etc	43,636	2,581,888	5,368,285	O.R.Tambo District Municipality	-31.1496630	29.6528570	M. Mduba	IDT
MANZIMAHLE SENIOR PRIMARY SCHOOL	Build 7 classrooms and Grade R, admin block, computer room, Multipurpose, soup kitchen 15 Pit toilets, 14 water tanks, 591m fencing.	1,245,000	-	-	O.R.Tambo District Municipality	-31.7713283	29.0166200	M. Mduba	IDT
MAQEBEVU PRIMARY SCHOOL	Single Grade R Facility, Fittings, Jungle Jim, Sand Pit, Under Cover Play Area etc	98,182	3,511,353	4,548,032	O.R.Tambo District Municipality	-31.6961083	29.2529933	M. Mduba	IDT
MAQULU JUNIOR SECONDARY SCHOOL	13 pit toilets; 1 urinal; 2 X 500L water tanks - Monies for Final Account and PSP's	100	-	-	O.R.Tambo District Municipality	-31.4191683	29.7546183	M. Mduba	IDT
MARHELEDWANE HIGH SCHOOL	10 pit toilets; 400m fencing - Monies for Final Account and PSP's	100	-	-	Amathole District Municipality	-32.917805	41.3898330	M. Mduba	IDT
MATANDELA JUNIOR SECONDARY SCHOOL	TBC	550,000	450,000	-	O.R.Tambo District Municipality	-31.7325400	29.2722417	M. Mduba	IDT



Object Name	Project Scope (Scope including no.of units)	2023/24	2024/25	2025/26	District Municipality	Latitude	Longitude	Project Leader	Social Partners
MBANANGA SENIOR PRIMARY SCHOOL	2 grade R classrooms, Kitchen, Store, Veranda, 5 rainwater Tanks, 7 Pit Latrine Toilet Block (7 toilets), 2 undercover playing areas, two jungle gyms, two sand pits, Playground Equipment, Fencing, Earthworks and electrical installation	950	-	-	O.R.Tambo District Municipality	-31.3678333	28.9889617	M. Mduba	IDT
MBELO JUNIOR SECONDARY SCHOOL	21 pit toilets; 600m fencing - Monies for Final Account and PSP's	100	-	-	Amathole District Municipality	-31.9804780	28.3700010	M. Mduba	IDT
MBENENGENI JUNIOR SECONDARY SCHOOL	Build 13 classrooms and 1 Grade R, convert 2 classrooms into soup kitchen ,multi-purpose centre, Renovate 5 classrooms,32 Pit toilets,632m Security fencing, Renovate 15 toilets,24 Water tanks and Demolitions	3,546,694	-	-	O.R.Tambo District Municipality	-31.6466640	29.3185990	M. Mduba	IDT
MBULELO BENEKANE SECONDARY SCHOOL	TBC	550,000	450,000	-	Buffalo City Metropolitan Municipality	-32.7969470	27.3442690	M. Mduba	IDT
MCEULA PRIMARY SCHOOL	IDT RSDP WSF	100	-	-	Chris Hani District Municipality	-31.5041660	27.5215200	M. Mduba	IDT
MCHENI JUNIOR PRIMARY SCHOOL	Provision of prefabricated classrooms and ablutions	1,545,000	-	-	O.R.Tambo District Municipality	-31.3067500	28.5854850	M. Mduba	IDT
MCHENI JUNIOR PRIMARY SCHOOL	Upgrades and additions	-	5,000,000	4,965,589	O.R.Tambo District Municipality	-31.3067500	28.5854850	M. Mduba	IDT
MCITWA JUNIOR SECONDARY SCHOOL	New ACM Grade R; New 9 ACM classroom; Science Lab; Computer lab; library; Soup Kitchen; 100m2 ACM admin; demolish 2 x mud structures; water tanks & fencing & 17 Pit Toilets. - Monies for Final Account and PSP's	100	-	-	Amathole District Municipality	-32.1467210	28.3190420	M. Mduba	IDT
MDATYA JUNIOR PRIMARY SCHOOL	TBC	550,000	450,000	-	Alfred Nzo District Municipality	-31.0365433	30.1404983	M. Mduba	IDT
MDIBANISO SECONDARY SCHOOL	14 Ablutions - Monies for Final Account and PSP's	100	-	-	Amathole District Municipality	-32.8489120	27.0583920	M. Mduba	IDT
MDINA PRIMARY JUNIOR SCHOOL	Construction of Stainless Steel Urinal, 4 Pit Toilets for Boys, 6 Pit Toilets for girls, 2 Pit Toilets for Staff, 1 Disabled Toilet, 818m Security Fencing	230,245	-	-	O.R.Tambo District Municipality	-31.4585800	29.0943360	M. Mduba	IDT



Object Name	Project Scope (Scope including no.of units)	2023/24	2024/25	2025/26	District Municipality	Latitude	Longitude	Project Leader	Social Partners
MDUMAZULU JUNIOR SECONDARY SCHOOL	Construction of 28 pit toilets	100	-	-	O.R.Tambo District Municipality	-31.6277700	29.1449167	M. Mduba	IDT
MDUMAZULU JUNIOR SECONDARY SCHOOL	Principal Agent Withdrawn Appointment	-	95,455	-	O.R.Tambo District Municipality	-31.6277700	29.1449167	M. Mduba	IDT
MENTE JUNIOR SECONDARY SCHOOL	3 x pre-fab classrooms, 2 rainwater tanks, 236m security fence and associated works - Monies for Final Account and PSP's	100	-	-	Amathole District Municipality	-32.3640433	28.4894033	M. Mduba	IDT
MEYISI SENIOR SECONDARY SCHOOL	12 c/r; admin; comp. room; 2 sci lab; home eco; library; toilets & sw - Monies for Final Account and PSP's	100	-	-	O.R.Tambo District Municipality	-30.9889200	29.5581100	M. Mduba	IDT
MFAMZI JUNIOR SECONDARY SCHOOL	TBC	550,000	450,000	-	Amathole District Municipality	-32.2702200	28.3277700	M. Mduba	IDT
MGEZWA SENIOR SECONDARY SCHOOL	TBC	550,000	450,000	-	O.R.Tambo District Municipality	-31.3451380	29.6729990	M. Mduba	IDT
MGOMANZI PRIMARY SCHOOL	Admin, 1x Grade R, Science Lab, Media Centre, DNC, MPC, Ablution Blocks and External Works	18,879,469	10,000,000	11,258,055	Alfred Nzo District Municipality	-31.0375100	29.8811083	M. Mduba	IDT
MHALA JUNIOR SECONDARY SCHOOL	5 pit toilets: 400m security fencing - Monies for Final Account and PSP's	100	-	-	Amathole District Municipality	-32.0085433	28.3878483	M. Mduba	IDT
MHLANGA JUNIOR SECONDARY SCHOOL	TBC	550,000	450,000	-	O.R.Tambo District Municipality	-31.1859060	29.6946310	M. Mduba	IDT
MICHAUSDAL SECONDARY SCHOOL	TBC	550,000	450,000	-	Chris Hani District Municipality	-32.1770350	25.6467870	M. Mduba	IDT
MIDDELPOS PRIMARY SCHOOL	Renovations to existing Toilets, 9 pit toilets consisting of 1 Disabled; 1 Male Staff, 1 Female Staff, 3 Girls; 2 Boys + Urinal, 2 Rainwater Tanks & 533m Security Fence	100	-	-	Joe Gqabi District Municipality	-31.1648417	27.2756917	M. Mduba	IDT
MINAH T SOGA SENIOR PRIMARY SCHOOL	TBC	550,000	450,000	-	Chris Hani District Municipality	-31.9151150	26.9542320	M. Mduba	IDT
MKANZINI JUNIOR SECONDARY SCHOOL	Construction of 11 classrooms, admin block, multi purpose centre, soup kitchen, 20 pit ablutions, assembly area, parking and fencing	500,266	-	-	O.R.Tambo District Municipality	-31.6008790	29.4323000	M. Mduba	IDT
MNCEBA SENIOR SECONDARY SCHOOL	TBC	550,000	450,000	-	Alfred Nzo District Municipality	-30.8945217	29.2114433	M. Mduba	IDT



Object Name	Project Scope (Scope including no.of units)	2023/24	2024/25	2025/26	District Municipality	Latitude	Longitude	Project Leader	Social Partners
MNCWATI JUNIOR SECONDARY SCHOOL	TBC	550,000	450,000	-	Alfred Nzo District Municipality	-31.0468767	29.7623650	M. Mduba	IDT
MNQOPHISO PRIMARY SCHOOL	TBC	550,000	450,000	-	Nelson Mandela Bay Metropolitan Municipality	-33.8731150	25.5694440	M. Mduba	IDT
MNXESHA SENIOR PRIMARY SCHOOL	TBC	550,000	450,000	-	Buffalo City Metropolitan Municipality	-32.917805	41.3898330	M. Mduba	IDT
MORNINGSIDE HIGH SCHOOL	TBC	550,000	450,000	-	Nelson Mandela Bay Metropolitan Municipality	-33.9351530	25.5043930	M. Mduba	IDT
MOUNT ARTHUR GIRLS HIGH	Maintenance and repairs	100	-	-	Chris Hani District Municipality	-31.6876100	27.1534100	M. Mduba	IDT
MOUNT AYLIF SENIOR SECONDARY SCHOOL (Classrooms)	19 Classrooms, 75m2 admin block, 70m2 laboratory, library 100m2, 12 rainwater tanks, demolitions, aprons, storm rainwater channels, 34 rainwaterborne toilets - Monies for Final Account and PSP's	100	-	-	Alfred Nzo District Municipality	-30.8089900	29.3607333	M. Mduba	IDT
MPENI SENIOR SECONDARY SCHOOL	7 x ACM classrooms with associated works4 water tanks, channels, electrical installation & furniture. - Monies for Final Account and PSP's	100	-	-	Alfred Nzo District Municipality	-30.6989400	29.6109450	M. Mduba	IDT
MPOFINI JUNIOR SECONDARY SCHOOL	4 c/r; receipt c/r; admin; renovto 4 c/r; toilets & sw. - Monies for PSP's	100	-	-	Alfred Nzo District Municipality	-32.917805	41.3898330	M. Mduba	IDT
MPUNGA JUNIOR SECONDARY SCHOOL	Maintenance and repairs	100	-	-	O.R.Tambo District Municipality	-31.6138250	28.3842830	M. Mduba	IDT
MQHOKWENI PRIMARY SCHOOL	Double Grade R, 1 x Multipurpose Centre, 1 x Media Centre Lab, 1 x Nutrition Centre, 2 x Ablutions	380,702	-	-	Alfred Nzo District Municipality	-30.7005200	29.6260500	M. Mduba	IDT
MRWABO PRIMARY SCHOOL	4 new classrooms, office and store, 1 reception classroom, 9 pit toilets, External works including ssembling slab, security fencing and 4 rain water tanks.an elec conduits - Monies for Final Account and PSP's	100	-	-	Alfred Nzo District Municipality	-30.5594183	28.7841150	M. Mduba	IDT
MT FLETCHER VILLAGE JUNIOR SECONDARY SCHOOL	Double ACM Grade R, 12 new ACM classrooms, Soup Kitchen, 75m2 ACM admin, Multi-purpose centre; 18 water tanks & fencing and Pit Toilets - Monies for Final Account and PSP's	100	-	-	Joe Gqabi District Municipality	-30.6900510	28.5087650	M. Mduba	IDT



Object Name	Project Scope (Scope including no.of units)	2023/24	2024/25	2025/26	District Municipality	Latitude	Longitude	Project Leader	Social Partners
MT FRERE TECHNICAL COLLEGE (INGWE)	Kitchen revamp including electrical & mechanical, drainage and building works & minor works to hostels.	100	-	-	Alfred Nzo District Municipality	-32.917805	41.3898330	M. Mduba	IDT
MTIRARA SENIOR SECONDARY SCHOOL	TBC	550,000	450,000	-	Chris Hani District Municipality	-31.7979980	27.0621340	M. Mduba	IDT
MVENYANE SENIOR SECONDARY SCHOOL (Hostel)	PSP Services for Close out of Project	2,451,000	-	-	Alfred Nzo District Municipality	-30.5453870	29.0231980	M. Mduba	IDT
MZAMOMHLE HIGH SCHOOL	TBC	550,000	450,000	-	Chris Hani District Municipality	-32.3047220	26.6556720	M. Mduba	IDT
NCAPAI JUNIOR SECONDARY SCHOOL	New Double Grade R (280m2); 7 x Toilets; 5 x Rainwater Tanks & Security Fencing. - Monies for Final Account and PSP's	100	-	-	Alfred Nzo District Municipality	-30.9777650	28.9257040	M. Mduba	IDT
NCEBA PUBLIC SCHOOL	Construction of Stainless Steel Urinal, 4 Pit Toilets for Boys, 6 Pit Toilets for girls, 2 Pit Toilets for Staff, 1 Disabled Toilet, 772m Security Fencing - Monies for PSP's	100	-	-	Chris Hani District Municipality	-31.3798333	26.3585350	M. Mduba	IDT
NCURA SENIOR SECONDARY SCHOOL	TBC	550,000	450,000	-	Alfred Nzo District Municipality	-30.9350792	29.5526148	M. Mduba	IDT
NDZULUKA PRIMARY SCHOOL	Build 7 classrooms and 1 Grade R, Admin block, Laboratory, computer room, soup kitchen, 1 multi-purpose centre, 492 Security fencing, 12 Water tanks, 18 Pit toilets and External works. Monies for Final Account and PSP's	1,295,000	-	-	O.R.Tambo District Municipality	-31.3697000	29.1793000	M. Mduba	IDT
NDZULULWAZI SENIOR SECONDARY SCHOOL	2 x pre-fab classrooms with associated works - Monies for Final Account and PSP's	100	-	-	Alfred Nzo District Municipality	-30.8295367	29.0074750	M. Mduba	IDT
NGANGELIZWE SENIOR SECONDARY SCHOOL	Maintenance and repairs	100	-	-	Amathole District Municipality	-32.5719300	27.4078600	M. Mduba	IDT
NGINGO JUNIOR SECONDARY SCHOOL	Build 18 classrooms, Double Grade R, Multipurpose centre, admin block, 29 Pit toilets, 16 Rainwater tanks, 3068m Security fence and 368 Stock fence and Demolitions. - Monies for Final Account and PSP's	100	-	-	Alfred Nzo District Municipality	-30.8798620	29.8611210	M. Mduba	IDT
NGUBESIZWE SENIOR SECONDARY SCHOOL - Butterworth	5 x Prefab classrooms, furniture, 2 water tanks, electricity and associated works Monies for Final Account and PSP's	100	-	-	Amathole District Municipality	-32.2912250	28.0007133	M. Mduba	IDT



Object Name	Project Scope (Scope including no.of units)	2023/24	2024/25	2025/26	District Municipality	Latitude	Longitude	Project Leader	Social Partners
NGWEKAZI SENIOR SECONDARY SCHOOL	2 x pre-fab classrooms with associated works - Monies for Final Account and PSP's	100	-	-	Alfred Nzo District Municipality	-31.0113960	28.9438640	M. Mduba	IDT
NGXONGWENI SENIOR SECONDARY SCHOOL	TBC	550,000	450,000	-	O.R.Tambo District Municipality	-31.5418590	29.3753430	M. Mduba	IDT
NKULULEKO SENIOR SECONDARY SCHOOL	6 new pre-fabs, 4 rain water tanks, electricity and associated site works. - Monies for Final Account and PSP's	100	-	-	Joe Gqabi District Municipality	-30.5522320	27.3294010	M. Mduba	IDT
NKULULEKO SENIOR SECONDARY SCHOOL	Maintenance and repairs	100	-	-	O.R.Tambo District Municipality	-31.4239183	29.4122883	M. Mduba	IDT
NOBHOTWE JUNIOR PRIMARY SCHOOL	TBC	550,000	450,000	-	Buffalo City Metropolitan Municipality	-32.9296800	27.7256830	M. Mduba	IDT
NOBUMBA PRIMARY SCHOOL	28 flush toilets; 1 urinal; 306m security fencing - Monies for Final Account and PSP's	100	-	-	Amathole District Municipality	-33.2693260	27.0268200	M. Mduba	IDT
NOMAHEYA JUNIOR SECONDARY SCHOOL	2 x pre-fab classrooms, 2 rain water tanks and associated works, electrical installation, furniture - Monies for PSP's	100	-	-	Amathole District Municipality	-32.1426160	27.9612410	M. Mduba	IDT
NOMPUMELELO SENIOR SECONDARY SCHOOL	TBC	550,000	450,000	-	Chris Hani District Municipality	-32.1996033	26.8171533	M. Mduba	IDT
NONDWE SENIOR SECONDARY SCHOOL	3 x pre-fab classrooms, 2 rainwater tanks, 386m security fence and associated works Monies for Final Account and PSP's	100	-	-	Amathole District Municipality	-32.2709360	28.3621690	M. Mduba	IDT
NONINZI LUZIPOH PRIMARY SCHOOL	2 Prefabricated classrooms, ablutions and fencing - Monies for Final Account and PSP's	100	-	-	Nelson Mandela Bay Metropolitan Municipality	-33.8112380	25.3685300	M. Mduba	IDT
NONKULULEKO SENIOR SECONDARY SCHOOL	Construction of 14 pit - latrines	100	-	-	Chris Hani District Municipality	-31.8805860	27.2697450	M. Mduba	IDT
NONYIKILA PRIMARY SCHOOL	5 classrooms; receipt classroom; admin; toilets; demol to prefabs & sw.- Monies for Final Account and PSP's	109,500	-	-	O.R.Tambo District Municipality	-30.9611760	28.7780900	M. Mduba	IDT
NQALWENI PRIMARY SCHOOL	TBC	550,000	450,000	-	Joe Gqabi District Municipality	-30.5860000	28.2712100	M. Mduba	IDT
NQEKETO JUNIOR SECONDARY SCHOOL	12 classrooms, 1 grade R, demolish existing prefabs and mud structure, 100m2 admin block, access road and 5 parking bays, 20 pit toilets (all inclusive), 11 rainwater tanks, Full electrical installation. All for demolition	100	-	-	O.R.Tambo District Municipality	-31.7009410	28.9446630	M. Mduba	IDT



Object Name	Project Scope (Scope including no.of units)	2023/24	2024/25	2025/26	District Municipality	Latitude	Longitude	Project Leader	Social Partners
NTSHELE JUNIOR SECONDARY SCHOOL	of trees. - Monies for Final Account and PSP's Repairs 1 classrooms, new admin. Block, Reception classroom, new 10 classrooms, full electrical installation, new 20 toilets, Fencing and site works - Monies for Final Account and PSP's	390,000	-	-	O.R.Tambo District Municipality	-31.6721270	28.7229350	M. Mduba	IDT
NTSHELENI SENIOR PRIMARY SCHOOL	2 grade R classrooms, Kitchen, Store, Veranda, .5 rainwater Tanks, 5 Pit Latrine Toilet Block (7 toilets), 2 undercover playing areas, two jungle gyms, two sand pits, Playground Equipment, Fencing, Earthworks and electrical installation	17,334	-	1,331,241	O.R.Tambo District Municipality	-31.1017750	29.1297850	M. Mduba	IDT
NTSIBINI JUNIOR SECONDARY SCHOOL	3 grade R classrooms, Kitchen, Store, Veranda, .5 rainwater Tanks, 7 Pit Latrine Toilet Block (7 toilets), 2 undercover playing areas, two jungle gyms, two sand pits, Playground Equipment, Fencing, Earthworks and electrical installation	100	-	-	Alfred Nzo District Municipality	-30.9809050	29.8361000	M. Mduba	IDT
NTSONKOTHA SENIOR SECONDARY SCHOOL	Renovate existing blocks, provision of additional ablution facilities & additional ACM hostel accommodation	70,238,989	46,879,125	33,114,438	Chris Hani District Municipality	-31.6967700	27.0325900	M. Mduba	IDT
NTUKAYI SENIOR SECONDARY SCHOOL	34 x classrooms, 1 x Multipurpose, 1 x Computer Room, 1 x library, 1 x Science Lab, 1 x Admin Block, 1 x Nutrition, 1035m Fencing	25,090,000	25,552,059	10,027,301	Alfred Nzo District Municipality	-30.8251030	29.8639650	M. Mduba	IDT
NTUKAYI SENIOR SECONDARY SCHOOL	6 x Pre fab classrooms, 4 rain wtr tanks, electricity, wtr channels, furniture and associated works	100	-	-	Alfred Nzo District Municipality	-30.8251030	29.8639650	M. Mduba	IDT
NYAMEKO HIGH SCHOOL	TBC	550,000	450,000	-	Buffalo City Metropolitan Municipality	-32.9421417	27.7223500	M. Mduba	IDT
NYANGILIZWE SENIOR SECONDARY SCHOOL	TBC	550,000	450,000	-	O.R.Tambo District Municipality	-31.5521720	28.8297250	M. Mduba	IDT
NYANISO SENIOR SECONDARY SCHOOL	2 x pre-fab classrooms with associated works - Monies for Final Account and PSP's	100	-	-	Alfred Nzo District Municipality	-30.5803500	28.7574830	M. Mduba	IDT
OPENSIDE FARM SCHOOL	TBC	550,000	450,000	-	Chris Hani District Municipality	-32.2526083	27.4044683	M. Mduba	IDT
OVIKON PRIMARY SCHOOL	TBC	550,000	450,000	-	Joe Gqabi District Municipality	-30.7026567	25.7689500	M. Mduba	IDT
PARSONS HILL PRIMARY SCHOOL	TBC	550,000	450,000	-	Neelson Mandela Bay	-33.9456090	25.5950630	M. Mduba	IDT



Object Name	Project Scope (Scope including no.of units)	2023/24	2024/25	2025/26	District Municipality	Latitude	Longitude	Project Leader	Social Partners
PATENSIE AGRICULTURAL SCHOOL	TBC	550,000	450,000	-	Sarah Baartman District Municipality	-33.7438000	24.7997000	M. Mduba	IDT
PEFFERVILLE PRIMARY SCHOOL	TBC	550,000	450,000	-	Buffalo City Metropolitan Municipality	-33.0081000	27.8838000	M. Mduba	IDT
PELLSRUS JUNIOR SECONDARY SCHOOL	TBC	550,000	450,000	-	Sarah Baartman District Municipality	-34.0601360	24.9211680	M. Mduba	IDT
PELLSRUS JUNIOR SECONDARY SCHOOL	Maintenance and repairs	100	-	-	Sarah Baartman District Municipality	-34.0601360	24.9211680	M. Mduba	IDT
PHILLIP MTYWAKU SENIOR SECONDARY SCHOOL	TBC	550,000	450,000	-	Buffalo City Metropolitan Municipality	-32.7884020	27.4958400	M. Mduba	IDT
PHUMELELE COMP TECH SENIOR SECONDARY SCHOOL	2 x pre-fab classrooms with associated works - Monies for Final Account and PSP's	100	-	-	Alfred Nzo District Municipality	-30.4398000	28.7406000	M. Mduba	IDT
POLOKOE JUNIOR PRIMARY SCHOOL	TBC	550,000	450,000	-	Joe Gqabi District Municipality	-30.5272150	28.5424067	M. Mduba	IDT
PROSPECT PRIMARY SCHOOL	1 x Admin, 36 Classroom Blocks, External Works, fencing, Ablutions	15,875,355	25,427,029	11,390,909	Alfred Nzo District Municipality	-30.2368283	28.8801683	M. Mduba	IDT
QAQAMBA JUNIOR PRIMARY SCHOOL	TBC	550,000	450,000	-	Buffalo City Metropolitan Municipality	-32.9199910	27.4319880	M. Mduba	IDT
QHAYIYALETHU INTERMEDIATE SCHOOL	TBC	550,000	450,000	-	Sarah Baartman District Municipality	-33.9573030	24.3084770	M. Mduba	IDT
QOLOMBANE JUNIOR PRIMARY SCHOOL	10 new ACM classrooms; 1 ACM Grade R; 75m2 ACM admin block; Multi-purpose centre; Soup Kitchen; 16 new toilets; fencing & 12 water tanks. - Monies for Final Account and PSP's	191,915	-	-	O.R.Tambo District Municipality	-31.4462460	28.7601310	M. Mduba	IDT
QUMBU VILLAGE JUNIOR SECONDARY SCHOOL	New Double Grade R (280m2); 7 x Toilets; 5 x Rainwater Tanks & Security Fencing.- Monies for Final Account and PSP's	100	-	-	O.R.Tambo District Municipality	-31.1677300	28.8724700	M. Mduba	IDT



Object Name	Project Scope (Scope including no.of units)	2023/24	2024/25	2025/26	District Municipality	Latitude	Longitude	Project Leader	Social Partners
RAMAFOLE SENIOR SECONDARY SCHOOL	TBC	550,000	450,000	-	Alfred Nzo District Municipality	-30.5497200	28.5262840	M. Mduba	IDT
REUBEN NTULI SENIOR SECONDARY SCHOOL	9 new ACM classrooms; Computer Lab; Science Lab; assemble area; 16 toilets; 100m ² ACM admin block; 6 water tanks & fencing. - Monies for Final Account and PSP's	756,198	-	-	O.R.Tambo District Municipality	-31.3372740	28.7140480	M. Mduba	IDT
SAKAKUDE JUNIOR SECONDARY SCHOOL	Re-allocation of 6 x prefabricated classrooms and upgrade the existing electricity	100	-	-	Joe Gqabi District Municipality	-30.6064010	27.5957500	M. Mduba	IDT
SAKHAKAMVA HIGH SCHOOL	5 water borne toilets; 600m security fencing; 2 X rainwater tanks	100	-	-	Buffalo City Metropolitan Municipality	-32.9516933	27.9238683	M. Mduba	IDT
SANDISULWAZI HIGH SCHOOL	TBC	550,000	450,000	-	Sarah Baartman District Municipality	-33.4398070	25.9658710	M. Mduba	IDT
SCHOOLS & OFFICE FURNITURE - 02	Provision of office / school furniture	31,391,059	-	-	EC WHOLE	-32.917805	41.3898330	M. Mduba	IDT
SCHOOLS & OFFICE FURNITURE - 03	Provision of office / school furniture	-	-	-	EC WHOLE	-32.917805	41.3898330	M. Mduba	IDT
SHAWBURY SENIOR SECONDARY SCHOOL	Repairs & upgrade to existing electrical installation, lightening protection, repair, upgrade & relocate existing backup generator, Provision of kitchen equipment, laundry equipment, gas installation & provision of hostel furniture - Monies for Final Account and PSP's	100	-	-	O.R.Tambo District Municipality	-31.2310570	28.9580430	M. Mduba	IDT
SHAWBURY SENIOR SECONDARY SCHOOL (Hostel)	Completion & renovations of 18 boys & 16 girls dormitories, kitchen & dining hall, matron's residence including upgrading of electricity, water reticulation, tank stands, fencing and site works - Monies for Final Account and PSP's	100	-	-	O.R.Tambo District Municipality	-31.2310570	28.9580430	M. Mduba	IDT
SHUKUMA SENIOR SECONDARY SCHOOL	6 x pre-fab classrooms with associated works, 4 rain water tanks, water channels, furniture, electrical installation. Monies for Final Account and PSP's	100	-	-	Alfred Nzo District Municipality	-30.9832410	29.9036120	M. Mduba	IDT
SIBUYELE HIGH SCHOOL	TBC	550,000	450,000	-	Chris Hani District Municipality	-32.0569790	26.7443300	M. Mduba	IDT
SIGCAU SPECIAL SCHOOL (PHASE II)	Construction of borehole - Monies for assessment conducted by PSP.	2,001,391	-	-	O.R.Tambo District Municipality	-31.0348633	29.5294867	M. Mduba	IDT



Object Name	Project Scope (Scope including no.of units)	2023/24	2024/25	2025/26	District Municipality	Latitude	Longitude	Project Leader	Social Partners
SIGCAU SPECIAL SCHOOL (PHASE III)	PSP Services for Completion of Project	-	-	-	O.R.Tambo District Municipality	-31.0348633	29.5294867	M. Mduba	IDT
SIJIKA SENIOR PRIMARY SCHOOL (Classrooms)	4 classrooms, 1 grade R, 8 pit toilets, store and office, 5 rainwater tanks, stormwater channels, electricity (conduit only) - Monies for PSP	100	-	-	Alfred Nzo District Municipality	-30.8859000	29.0535000	M. Mduba	IDT
SILANGWE PRIMARY SCHOOL	Double Grade R Facility, Fittings, Jungle Jim, Sand Pit, Under Cover Play Area etc	64,935	132,634	4,068,936	Alfred Nzo District Municipality	-30.7300850	29.7377867	M. Mduba	IDT
SINOLWAZI SENIOR SECONDARY SCHOOL	Re-allocation of 6 x prefabricated classrooms and upgrade the existing electricity	100	-	-	O.R.Tambo District Municipality	-31.5765017	28.7251283	M. Mduba	IDT
SITHUKUTHEZI SECONDARY SCHOOL	6 x ACM classrooms with associated works, 4 water tanks, channels, electrical installation & furniture. - Monies for Final Account and PSP's	100	-	-	Alfred Nzo District Municipality	-30.8267000	29.6013000	M. Mduba	IDT
SIVE SPECIAL SCHOOL	New hostels and classrooms	10,000	-	-	Alfred Nzo District Municipality	-30.3870517	29.0426717	M. Mduba	IDT
SIVE SPECIAL SCHOOL (PHASE 3)	New hostels and classrooms	-	2,695,081	-	Alfred Nzo District Municipality	-30.3870517	29.0426717	M. Mduba	IDT
SIXISHE JUNIOR SECONDARY SCHOOL	TBC	550,000	450,000	-	Chris Hani District Municipality	-31.9083460	26.9565190	M. Mduba	IDT
SIXUZULU PRIMARY SCHOOL	Renovate 7 classrooms, 36 Pit toilets, build 11 new classrooms and Grade R, admin block, multipurpose centre, soup kitchen, 575m security fencing and 16 Water tanks - Monies for Final Account and PSP's	100	-	-	O.R.Tambo District Municipality	-31.6069740	28.3383150	M. Mduba	IDT
SIYOYO JUNIOR SECONDARY SCHOOL	New Double Grade R (280m2); 7 x Toilets; 5 x Rainwater Tanks & Security Fencing. - Monies for Final Account and PSP's	100	-	-	O.R.Tambo District Municipality	-31.0431867	29.0573767	M. Mduba	IDT
SIZAMULWAZI PUBLIC SCHOOL	TBC	550,000	450,000	-	Joe Gqabi District Municipality	-30.9661350	27.5865950	M. Mduba	IDT
SOBABA SECONDARY SCHOOL	TBC	550,000	450,000	-	O.R.Tambo District Municipality	-31.4603633	29.5501400	M. Mduba	IDT
SOPHUMELELA JUNIOR PRIMARY SCHOOL	Maintenance and repairs	100	-	-	Alfred Nzo District Municipality	-30.8399903	29.7659472	M. Mduba	IDT



Object Name	Project Scope (Scope including no.of units)	2023/24	2024/25	2025/26	District Municipality	Latitude	Longitude	Project Leader	Social Partners
ST PATRICK'S JUNIOR SECONDARY SCHOOL	Maintenance and repairs	100	-	-	Joe Gqabi District Municipality	-30.4442283	27.4598033	M. Mduba	IDT
STANFORD PRIMARY SCHOOL	11 x Classroom Blocks, 1 x Double Grade R, 5 x Prefab Classrooms, Food Store, 1 x Admin Block, 1 x lab, 1 x library, 1x Soup kitchen, 11 x Ablutions	9,785,455	13,821,400	-	Alfred Nzo District Municipality	-30.9127050	29.9830983	M. Mduba	IDT
TANBABANTU PRIMARY SCHOOL	Convert 3 classrooms into soup kitchen, build 11 new classrooms and 1 Grade R, multi-purpose centre, admin, 790 security fence, 368 Stock fence, 21 Pit toilets and 16 Rainwater tanks. - Monies for Final Account and PSP's	100	-	-	Alfred Nzo District Municipality	-30.7898750	29.7662150	M. Mduba	IDT
TEMBELANI HIGH SCHOOL	Provision of security fence, rain water tanks and toilets	100	-	-	Amathole District Municipality	-32.7619950	27.0964400	M. Mduba	IDT
TEMBISA SPECIAL SCHOOL (hostels)	New hostels and ablutions	862,990	-	-	O.R.Tambo District Municipality	-31.6004433	28.7942633	M. Mduba	IDT
THAKABANNA SENIOR SECONDARY SCHOOL	TBC	550,000	450,000	-	Joe Gqabi District Municipality	-30.8369333	28.5467250	M. Mduba	IDT
THAKABANNA SENIOR SECONDARY SCHOOL	Demolish existing toilets, 3 new classrooms, 12 pit toilets, 2 rain water tanks and site works. - Monies for Final Account and PSP's	100	-	-	Joe Gqabi District Municipality	-30.8369333	28.5467250	M. Mduba	IDT
THORNVALE JUNIOR PRIMARY SCHOOL	TBC	550,000	450,000	-	Chris Hani District Municipality	-31.9740050	26.6053280	M. Mduba	IDT
TIPINI JUNIOR SECONDARY SCHOOL	2 Rainwater Tanks & 279m Clear Vu Fence - Monies for PSP's	100	-	-	O.R.Tambo District Municipality	-31.5970280	28.8016930	M. Mduba	IDT
TLOKWENG SENIOR SECONDARY SCHOOL	Construction of Stainless Steel Urinal, 6 Pit Toilets for Boys, 9 Pit Toilets for girls, 2 Pit Toilets for Staff, 1 Disabled Toilet, 550m Security Fencing & 604 Stock Fencing	100	-	-	Joe Gqabi District Municipality	-30.4275317	27.5052333	M. Mduba	IDT
TOLI SENIOR SECONDARY SCHOOL	35 x classrooms, 1 x Admin Block, 21 x Ablutions, Security Room, Soup kitchen, 1 x Multipurpose Centre, External Works	8,000,000	32,927,264	21,600,000	O.R.Tambo District Municipality	-31.3948083	29.4759333	M. Mduba	IDT
TSOLO SPECIAL SCHOOL (Phase 1)	Maintenance and repairs	100	-	-	Amathole District Municipality	-32.1317670	28.9026770	M. Mduba	IDT



Object Name	Project Scope (Scope including no.of units)	2023/24	2024/25	2025/26	District Municipality	Latitude	Longitude	Project Leader	Social Partners
TSOLOBENG JUNIOR SECONDARY SCHOOL	Single Grade R Facility, Fittings, Jungle Jim, Sand Pit, Under Cover Play Area etc	5,977	-	-	Joe Gqabi District Municipality	-30.6421283	28.4728217	M. Mduba	IDT
TSOMO SENIOR SECONDARY SCHOOL	3 x pre-fab classrooms, 2 rain water tanks, electricity and associated works - Monies for Final Account and PSP's	100	-	-	Chris Hani District Municipality	-32.0332807	27.7893321	M. Mduba	IDT
ULWAZI SECONDARY SCHOOL	Roof repairs & associated works	100	-	-	Buffalo City Metropolitan Municipality	-32.9521760	27.7613960	M. Mduba	IDT
UMTATA TECHNICAL HIGH SCHOOL	Provision of Parking, Laundry Equipment, Generator Installation & Electrical Installation	100	-	-	O.R.Tambo District Municipality	-31.5942910	28.7980710	M. Mduba	IDT
UPPER MBULUKWEZA JUNIOR SECONDARY SCHOOL	5 pre fab classrooms incl associated works. - Monies for Final Account and PSP's	100	-	-	Chris Hani District Municipality	-32.2268950	27.7112100	M. Mduba	IDT
VUKAYIBAMBE SECONDARY SCHOOL	Provision of prefabricated classrooms and ablutions	279,273	250,000	3,432,996	Alfred Nzo District Municipality	-31.0100510	29.6954050	M. Mduba	IDT
VUYOLWETHU PRIMARY SCHOOL	Provision of security fence, 3 x rain water tanks and toilets	100	-	-	Amathole District Municipality	-32.917805	41.3898330	M. Mduba	IDT
WHEATLANDS JUNIOR SECONDARY SCHOOL	6 pre fab classrooms, 9 toilets and 2 water tanks, walkways. - Monies for Final Account and PSP's	100	-	-	Joe Gqabi District Municipality	-31.4362633	28.3684467	M. Mduba	IDT
WHITTLESEA PRIMARY SCHOOL	TBC	550,000	450,000	-	Chris Hani District Municipality	-32.1729880	26.8239590	M. Mduba	IDT
WILLIAM OATES PRIMARY SCHOOL	TBC	550,000	450,000	-	Sarah Baartman District Municipality	-32.7144050	25.5890750	M. Mduba	IDT
XEZI SENIOR PRIMARY SCHOOL	Provision of stock fence, rain water tanks and toilets	100	-	-	O.R.Tambo District Municipality	-31.5938480	29.2868060	M. Mduba	IDT
XILINXA SENIOR SECONDARY SCHOOL	TBC	550,000	450,000	-	Amathole District Municipality	-32.0889020	28.0121450	M. Mduba	IDT
ZANEWONGA JUNIOR SECONDARY SCHOOL	3 x pre-fab classrooms, 2 rainwater tanks, 318m security fence and associated works - Monies for Final Account and PSP's	100	-	-	Amathole District Municipality	-32.3793867	28.5182267	M. Mduba	IDT
ZANOZUKO JUNIOR PRIMARY SCHOOL	Roof repairs & associated works	100	-	-	Amathole District Municipality	-32.2747583	28.5707883	M. Mduba	IDT
ZILINYAMA JUNIOR PRIMARY SCHOOL	2 grade R classrooms, Kitchen, Store, Veranda, .5 Rainwater Tanks,9 Pit Latrine Toilet Block (7toilets),2	100	-	-	O.R.Tambo District Municipality	-31.8988083	28.6668833	M. Mduba	IDT



Object Name	Project Scope (Scope including no.of units)	2023/24	2024/25	2025/26	District Municipality	Latitude	Longitude	Project Leader	Social Partners
ZIMBANE VALLEY SECONDARY SCHOOL	undercover playing areas, two jungle gyms, two sand pits, Playground Equipment, Fencing, Earthworks and electrical installation New 9 classrooms, computer and library, admin block; soup kitchen, 20 Flush toilets, 10 rainwater tanks and stands; 600 m security fence and 600m stock fence; site works - Monies for Final Account and PSP's	100	-	-	O.R.Tambo District Municipality	-31.5843000	28.8641000	M. Mduba	IDT
ZONNEBLOM JUNIOR PRIMARY SCHOOL	Build 11 classrooms and 1 multi-purpose centre.,Admin block, Soup kitchen,Grade R, 24 Pit toilet, 573 Security fencing, 17 water tanks, Demolish existing structure and External works- Monies for Final Account and PSP's	2,073,000	-	-	O.R.Tambo District Municipality	-31.4463117	29.0434350	M. Mduba	IDT
ZWELEMFUNDO PUBLIC SCHOOL	TBC	550,000	450,000	-	Buffalo City Metropolitan Municipality	-32.9968650	27.8292233	M. Mduba	IDT
ZWELI JUNIOR SECONDARY SCHOOL	Renovate Existing Toilets, 14 Pit Toilets consisting of 1 Disabled, 3 Girls, 2 Boys & Urinal & Two Rainwater Tanks	872,436	-	-	O.R.Tambo District Municipality	-31.6297383	28.7510750	M. Mduba	IDT
ZWELITSHA SENIOR SECONDARY SCHOOL	TBC	550,000	450,000	-	Alfred Nzo District Municipality	-30.7407910	29.5397910	M. Mduba	IDT
ZWELIWELILE SENIOR SECONDARY SCHOOL	3 x pre-fab classrooms, 2 rainwater tanks, 298m security fence and associated works - Monies for Final Account and PSP's	100	-	-	Amathole District Municipality	-32.0820550	28.2504030	M. Mduba	IDT
CLAREMONT JUNIOR PRIMARY SCHOOL	Construction of 8 ABT classrooms and Investigate, drill and commission boreholes	445,000	110,000	56,000	Chris Hani District Municipality	-32.0888633	26.7234233	M. Mduba	OTP
Ganizulu SSS	Construction of 7 prefabricated classrooms	445,000	110,000	56,000	O.R.Tambo District Municipality	-31.5778070	29.2681300	M. Mduba	OTP
IMPUMELELO SENIOR SECONDARY SCHOOL	Construction of 8 ABT classrooms,2 Ablution block and Investigate, drill and commission boreholes	445,000	110,000	56,000	Joe Gqabi District Municipality	-30.6061080	27.5931210	M. Mduba	OTP
LONWABO SENIOR SECONDARY SCHOOL	Construction of 3 ABT classrooms	445,000	110,000	56,000	Amathole District Municipality	-32.6907600	26.1008200	M. Mduba	OTP
NCHAFATSO PRIMARY SCHOOL	Construction of 6 prefabricated classrooms and 1 toilet block	445,000	110,000	56,000	Joe Gqabi District Municipality	-30.6942200	26.6891433	M. Mduba	OTP



Object Name	Project Scope (Scope including no.of units)	2023/24	2024/25	2025/26	District Municipality	Latitude	Longitude	Project Leader	Social Partners
Ntafufu Senior Secondary School	Construction of 10 ABT classrooms, 2 toilets blocks and Investigate, drill and commission boreholes	445,000	110,000	56,000	O.R.Tambo District Municipality	-31.4996570	29.5100920	M. Mduba	OTP
SIBONILE SENIOR SECONDARY SCHOOL	Construction of 3 prefabricated classrooms and 1 toilet block	445,000	110,000	56,000	Chris Hanani District Municipality	-32.2911440	26.7663910	M. Mduba	OTP
SOUTHBOURNE PRIMARY SCHOOL	Construction of 6 prefabricated classrooms	445,000	110,000	56,000	Chris Hanani District Municipality	-31.9029480	26.8834880	M. Mduba	OTP
TLOKWENG SENIOR SECONDARY SCHOOL	Construction of 10 ABT classrooms and 1 toilets blocks	445,000	110,000	56,000	Joe Gqabi District Municipality	-30.4275317	27.5052333	M. Mduba	OTP
AGENT FEES (TMT)	TMT Agent Fees	99,000	-	-	EC WHOLE	-32.917805	41.3898330	M. Mduba	TMT
BYLETT'S COMBINED SCHOOL - Phase I	Hostel Maintenance	7,000	-	-	Amathole District Municipality	-32.7630490	28.0921590	M. Mduba	TMT
DOLOPHINI SENIOR SECONDARY SCHOOL	Construction of 9 Girls toilets including disabled toilet , 4 Teachers toilets , 4 Boys toilets, 4 Grade R including Disabled toilet and walk way to the nearest class rooms.	85,000	-	-	Chris Hanani District Municipality	-31.4192670	28.2447800	M. Mduba	TMT
FORT BROWN PRIMARY SCHOOL	Construction of 4 blocks for Boys, Staff, Girls and Grade R including disabled and walk way to the nearest class rooms	27,000	-	-	Sarah Baartman District Municipality	-33.1291717	26.6184133	M. Mduba	TMT
FREEMANTLE AGRICULTURAL SCHOOL	Water Infrastructure: Repair elevated storage water tank. Sanitation Infrastructure: Clean existing WWTW and repairs chlorination room. Construct new grey water recycling system	22,000	-	-	Chris Hanani District Municipality	-31.7089380	27.1889520	M. Mduba	TMT
KRUISFONTEIN PRIMARY SCHOOL	Construction of 4 blocks for Boys, Staff, Girls and Grade R including disabled and walk way to the nearest class rooms	82,400	-	-	Sarah Baartman District Municipality	-34.0078070	24.7459730	M. Mduba	TMT
MELIBUWA SENIOR PRIMARY SCHOOL - Classrooms	Upgrades and additions	6,000	-	-	Amathole District Municipality	-32.1065288	28.9460143	M. Mduba	TMT
MOUNT ARTHUR GIRLS HIGH SCHOOL	Hostel Maintenance	17,300	-	-	Chris Hanani District Municipality	-31.6876100	27.1534100	M. Mduba	TMT
OSBORN SENIOR SECONDARY SCHOOL	Refurbish to the existing male toilets. New water borne toilets (FM8), Construction of Septic tanks x4, Supply and install elevated tank and stands (5000Lx2). Supply and install Rain water harvesting tanks and stands (5000Lx14) with facias and	209,000	-	-	Alfred Nzo District Municipality	-30.9754110	29.0254910	M. Mduba	TMT



Object Name	Project Scope (Scope including no.of units)	2023/24	2024/25	2025/26	District Municipality	Latitude	Longitude	Project Leader	Social Partners
PHANDULWAZI AGRICULTURAL HIGH SCHOOL - Hostel	gutters, Construct 330m water main from existing borehole to new elevated tank, Construct three standpipes with green water collection systems. Hostel Maintenance	9,500	-	-	Amathole District Municipality	-32.6526960	26.9233020	M. Mduba	TMT
SHAWPARK COMBINED SCHOOL	Construction of 4 blocks for Boys, Staff, Girls and Grade R including disabled and walk way to the nearest class rooms	5,000	-	-	Sarah Baartman District Municipality	-33.4552033	26.9477650	M. Mduba	TMT
SOPHATISANA SECONDARY SCHOOL	Hostel Maintenance	7,000	-	-	Buffalo City Metropolitan Municipality	-32.9712400	27.8102300	M. Mduba	TMT
ZINTLE PRIMARY SCHOOL	6 Toilets, Water tanks, External works & Provisional Amounts	2,500	-	-	Sarah Baartman District Municipality	-33.3450183	26.6776833	M. Mduba	TMT
Grand Total									



