

This Analysis is not for the whole province, It is an analysis for all the schools that have complied. Districts that have not complied like Grahamstown and all the schools that have not complied with submission of this information have not been included in this analysis.

1. PROVINCIAL GRADE R-11 PERFORMANCE

Grade	REGISTERED	ASSESSED	RP	NRP	CONDONED
R	69636	68133	57218	9504	1437
1	101178	99720	81152	15328	3240
2	85979	85241	72484	9402	3355
3	85182	84499	71613	8746	4141
4	85938	84980	69800	10389	4791
5	83209	82686	68189	9074	5423
6	28031	27776	23384	2693	1699
7	76429	75421	63716	7325	4380
8	81818	80354	60564	13199	6591
9	74140	72117	49519	14650	7953
10	82760	79867	46110	32392	1365
11	68360	65753	37688	27175	890
	922660	906547	701437	159877	45265

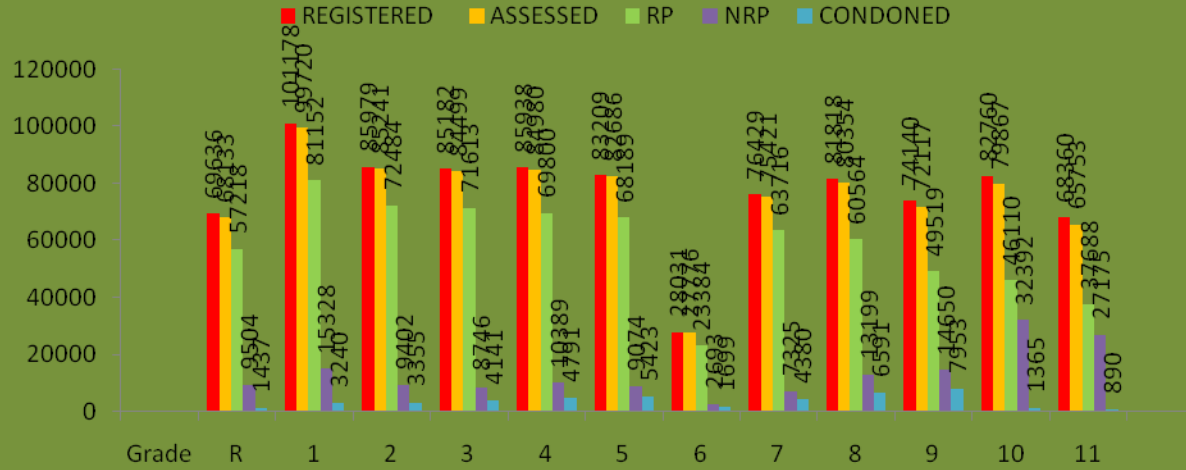
2.1. PROVINCIAL GRADE R-11 FEMALE PERFORMANCE

GRADE	FEMALES REGISTERED	FEMALES ASSESSED	FEMALES RP	FEMALES NRP	FEMALES CONDONED
R	34754	33910	28565	4646	702
1	48480	47510	39785	6194	1531
2	41172	40638	35847	3544	1247
3	40643	40163	35093	3273	1797
4	40337	39989	34466	3528	1995
5	40318	40070	34418	3261	2391
6	13679	13667	12012	972	683
7	38119	37361	32907	2658	1796
8	40953	40236	32050	5268	2918
9	37057	35987	26157	5900	3935
10	43843	42074	25351	16093	630
11	38356	36489	21148	14951	390
Grand TOTAL	457711	448094	70288	70288	20015

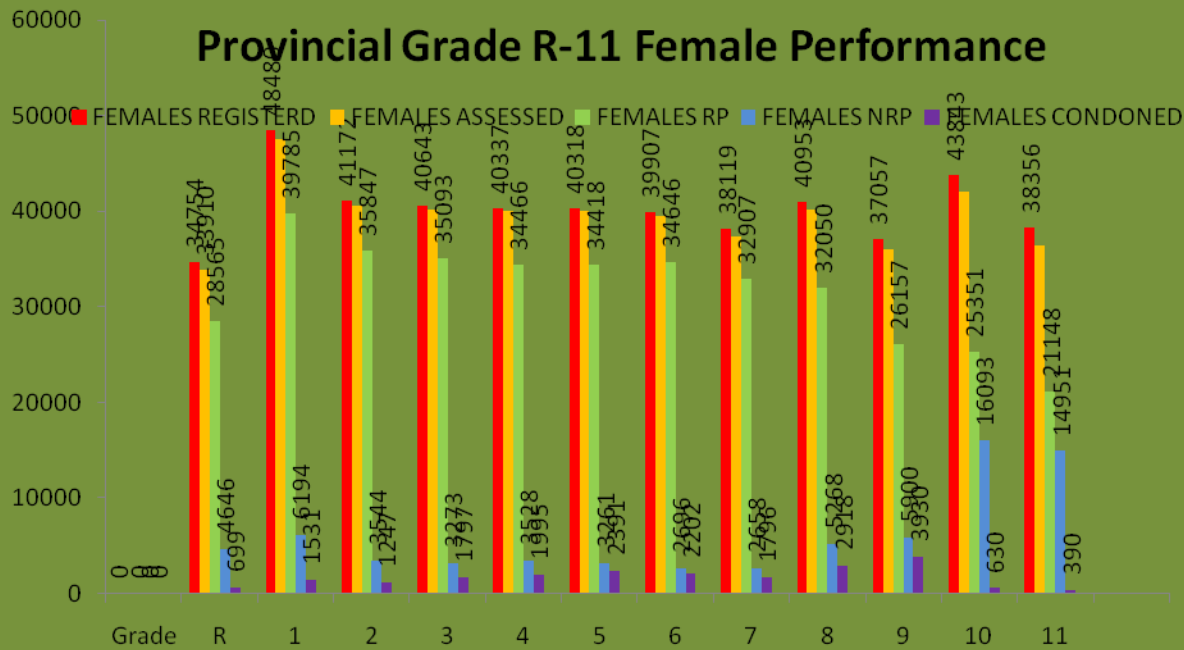
2.2. PROVINCIAL GRADE R -11 MALE PERFORMANCE

GRADE	MALES REGISTERED	MALES ASSESSED	MALES RP	MALES NRP	MALES CONDONED
R	34882	34223	28653	4858	735
1	52698	52210	41367	9134	1709
2	44807	44603	36637	5858	2108
3	44539	44336	36520	5473	2344
4	45601	44991	35334	6861	2796
5	42891	42616	33771	5813	3032
6	14352	14109	11372	1721	1016
7	38310	38060	30809	4667	2584
8	40865	40118	28514	7931	3673
9	37083	36130	23362	8750	4018
10	38917	37793	20759	16299	735
11	30004	29264	16540	12224	500
Grand TOTAL	464949	458453	343638	89589	25250

Provincial Grade R-11 Performance

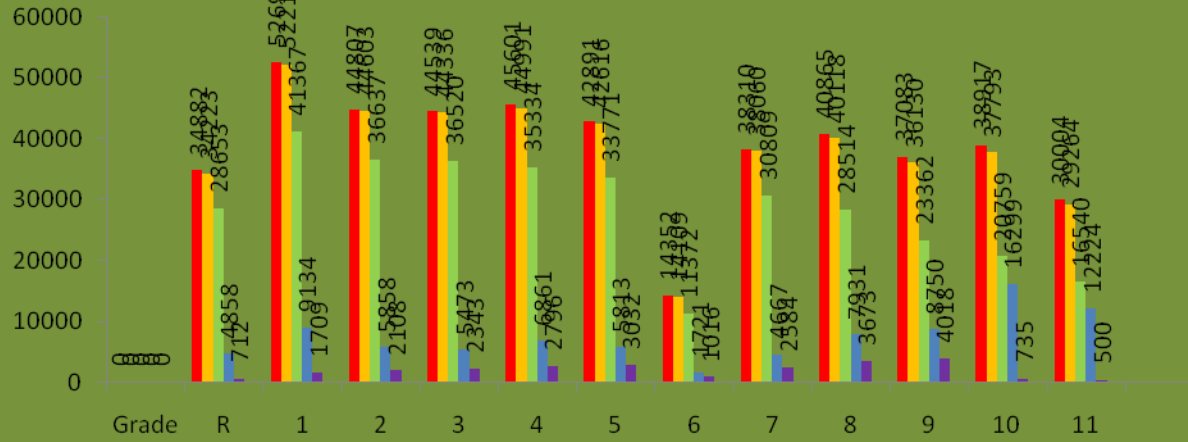


Provincial Grade R-11 Female Performance



Provincial Grade R-11 Male Performance

■ MALES REGISTERED
 ■ MALES ASSESSED
 ■ MALES RP
 ■ MALES NRP
 ■ MALES CONDONED



3. GRADE R -11 DISTRICT PERFORMANCE

DISTRICT	GRADE	F EMALES REGISTERED	FEMALES ASSESSED	FEMALES RP	FEMAES NRP	FEMALES CONDONED	MALES REGISTERED	MALES ASSESSED	MALES RP	MALES NRP
BUTTERWORTH	R	1339	1322	988	257	77	1298	1265	938	258
	1	1502	1477	1269	101	107	1703	1667	1367	208
	2	1264	1252	1103	63	86	1500	1487	1245	121
	3	1299	1266	1117	70	79	1469	1442	1193	112
	4	1378	1352	1157	109	86	1591	1582	1195	253
	5	1359	1347	1101	117	129	1435	1419	1050	196
	6	1309	1300	1099	99	102	1360	1335	1022	166
	7	1394	1337	1178	82	77	1411	1401	1096	195
	8	1318	1295	1078	143	74	1356	1318	1046	166
	9	1161	1128	931	152	45	1131	1109	887	195
	10	2934	2738	1397	1325	16	2338	2220	1081	1131
	11	2389	2224	1059	1164	1	1827	1747	839	851
BUTTERWORTH Total		18690	18082	13512	3691	879	18467	18040	12989	3863
COFIMVABA	R	546	560	539	21	0	627	637	597	31
	1	707	695	636	55	4	804	793	729	69
	2	621	612	576	35	1	726	714	665	36
	3	597	583	549	24	10	682	678	629	45
	4	601	619	589	30	0	736	730	631	87
	5	636	663	622	39	2	818	803	722	70
	7	572	591	558	37	-4	613	604	545	56
	8	578	595	562	25	8	612	602	544	49
	9	524	528	484	42	2	539	511	427	82
	10	654	559	275	284	0	501	410	179	227
	11	637	570	203	364	3	377	324	129	194
COFIMVABA Total		7262	7177	6172	978	27	7750	7516	6459	985
CRADOCK	R	411	410	388	20	2	416	416	389	27

	1	1187	1149	925	210	14	1170	1132	848	232	
	2	974	972	831	117	24	965	961	769	161	
	3	818	816	729	61	26	931	921	767	104	
	4	898	894	743	71	80	906	901	731	119	
	5	834	828	595	70	163	676	658	507	91	
	6	733	723	642	40	41	717	706	585	70	
	7	684	673	624	30	19	700	687	582	57	
	8	933	902	675	146	81	1061	1042	670	212	
	9	842	797	361	253	183	855	832	308	360	
CRADOCK Total		8314	8164	6513	1018	633	8397	8256	6156	1433	
DUTYWA	R	258	264	227	37	0	299	263	225	30	
	1	310	287	245	33	9	329	342	277	50	
	2	336	214	196	12	6	234	246	214	23	
	3	248	231	201	22	8	217	232	183	32	
	4	225	197	174	16	7	227	215	173	20	
	5	244	224	196	10	18	210	228	181	17	
	6	258	246	225	14	7	204	213	176	24	
	7	229	219	195	17	7	220	230	206	17	
	8	228	236	223	11	2	210	202	172	23	
	9	201	181	168	12	1	169	169	143	20	
	10	1752	1529	713	781	35	1237	1044	458	429	
	11	1174	1007	445	526	36	707	669	329	279	
DUTYWA Total		5463	4835	3208	1491	136	4263	4053	2737	964	
EAST LONDON	R	1550	1461	1315	129	17	1611	1572	1414	134	
	1	2929	2587	2380	169	38	3098	3078	2748	281	
	2	2181	2147	1972	96	79	2585	2565	2299	166	
	3	2224	2200	2048	93	59	2452	2418	2225	133	
	4	2099	2113	1949	84	80	2392	2367	2104	159	
	5	2155	2151	2005	61	85	2446	2441	2226	125	
	6	255	254	232	0	22	304	304	276	7	
	7	2237	2235	2087	74	74	2336	2335	2125	117	
	8	2647	2605	1902	407	296	2651	2549	1658	581	
	9	2346	2308	1623	457	228	2540	2503	1445	756	
	10	2982	2902	1749	1120	33	2848	2786	1516	1229	

	11	2655	2543	1459	1030	54	2143	2086	1161	910
EAST LONDON Total		28087	27328	22411	3775	1142	29435	29025	23025	4674
FORT BEAUFORT	R	884	857	697	151	9	942	933	742	166
	1	1025	998	856	106	36	1168	1180	967	152
	2	911	900	800	44	56	1004	1002	832	105
	3	1039	1033	862	64	107	1112	1105	894	94
	4	945	924	784	69	71	1116	1113	835	136
	5	1019	1015	823	73	119	1047	1039	766	118
	6	517	513	417	33	63	586	566	405	62
	7	988	993	902	32	59	1036	1032	854	64
	8	1176	1153	791	194	168	1298	1272	684	352
	9	1087	1061	730	187	144	1160	1130	643	327
	10	1052	1010	705	302	3	1215	1161	686	471
	11	1025	976	664	312	0	935	915	552	362
FORT BEAUFORT Total		12151	11915	9461	1583	871	13152	12979	9297	2438
GRAAF REINET	R	782	777	773	3	1	762	757	733	5
	1	1192	1159	1012	136	11	1154	1154	954	188
	2	1008	1002	935	63	4	1052	1046	924	105
	3	961	953	903	42	8	1046	1043	953	67
	4	1069	1065	965	74	26	1035	1033	857	125
	5	1100	1085	1004	50	31	1085	1099	938	98
	6	995	992	899	56	37	948	939	801	71
	7	917	916	817	60	39	921	915	739	92
	8	925	913	491	135	287	948	947	443	229
	9	732	721	326	218	177	811	801	321	309
	10	714	699	490	203	6	730	719	445	273
	11	970	954	706	247	1	585	572	347	225
GRAAF REINET Total		11365	11236	9321	1287	628	11077	11025	8455	1787
KING WILLIAMS TOWN	R	2525	2486	2152	303	31	2636	2636	2304	325

	1	3841	3791	3319	413	59	4238	4149	3346	648
	2	3198	3135	2884	193	58	3510	3428	2952	310
	3	3199	3138	2904	171	63	3555	3451	3031	315
	4	3131	3057	2770	200	87	3517	3445	2870	432
	5	2895	2865	2615	162	88	3087	3036	2587	309
	6	2963	2898	2644	149	105	3172	3086	2646	274
	7	3067	2742	2519	140	83	3002	2944	2423	243
	8	4617	4651	3308	936	407	5171	5056	2910	1635
	9	4247	4140	2744	863	538	4981	4890	2733	1521
	10	3637	3461	2225	1114	122	3660	3603	2188	1351
	11	3640	3537	2399	1106	32	3679	3603	2322	1273
KING WILLIAMS TOWN Total		40960	39901	32483	5750	1673	44208	43327	32312	8636
LADY FRERE	R	891	860	654	207	-1	905	900	684	214
	1	978	962	765	187	10	1115	1105	804	299
	2	874	859	741	118	0	875	860	683	174
	3	761	747	653	86	8	869	859	692	167
	4	813	803	692	100	11	952	940	690	236
	5	739	727	611	112	4	919	909	684	213
	6	823	815	710	100	5	900	882	738	140
	7	785	767	646	116	5	831	831	636	198
	8	745	734	614	105	15	661	653	461	166
	9	649	639	517	121	1	728	714	546	168
	10	731	695	442	243	10	623	605	292	313
	11	655	603	307	296	0	512	444	240	204
LADY FRERE Total		9444	9211	7352	1791	68	9890	9702	7150	2492
LIBODE	R	6161	6141	4790	1176	178	6026	5929	4635	1172
	1	7200	7146	5673	1139	334	7892	7878	6009	1601
	2	5859	5865	4919	702	244	6691	6715	5264	1238
	3	5800	5803	4856	645	302	6493	6506	5133	1093
	4	5571	5589	4667	561	361	6828	6843	5363	1170
	5	5926	5895	4898	619	378	6109	6105	4771	962
	7	5255	5239	4479	513	247	5207	5188	4144	769

	8	4875	4812	4023	516	273	4420	4426	3418	706
	9	4361	4324	3693	457	174	4012	4006	3283	551
	10	5140	4876	3300	1534	42	4021	3976	2609	1336
	11	4131	3881	2399	1466	16	3040	2948	1766	1170
	6	5754	5715	4906	466	343	5819	5806	4799	683
LIBODE Total		66033	65286	52603	9794	2892	66558	66326	51194	12451
LUSIKISIKI	R	142	142	142	0	0	150	150	150	0
	1	147	142	133	9	0	166	162	142	20
	2	132	130	115	12	3	149	146	118	23
	3	123	121	111	10	0	151	148	130	18
	4	126	126	114	8	4	157	157	128	28
	5	143	143	115	13	15	172	170	122	18
	6	15	15	4	2	9	20	20	11	4
	7	103	103	95	6	2	92	92	80	12
	8	88	88	84	4	0	87	87	64	22
	9	73	73	62	8	3	72	72	52	15
	10	1759	1475	852	623	0	1382	1305	692	593
	11	992	912	335	576	1	683	658	265	392
LUSIKISIKI Total		3944	3571	2258	1276	37	3386	3272	2049	1155
MALUTI	R	2271	2133	1771	270	92	2267	2187	1795	307
	1	2643	2573	1958	486	129	3001	2889	1979	740
	2	2730	2653	2144	387	122	3006	2945	2057	637
	3	2579	2553	2060	333	160	2912	2820	2068	556
	4	2742	2662	2059	373	230	3311	2921	1869	718
	5	2683	2620	1980	369	271	2967	2913	1771	665
	6	2302	2441	1959	261	221	2346	2288	1501	453
	7	2316	2269	1758	261	250	2538	2453	1561	570
	8	2249	2194	1630	318	246	2371	2308	1398	587
	9	1940	1874	1348	245	281	1811	1755	1038	393
	10	2476	2618	1342	1210	66	2209	2434	1036	1317
	11	1839	1983	915	1054	14	1308	1481	567	899
	6	178	178	142	19	17	141	141	90	27
MALUTI Total		28948	28751	21066	5586	2099	30188	29535	18730	7869
MBIZANA	R	1654	1634	1507	125	2	1655	1632	1513	116

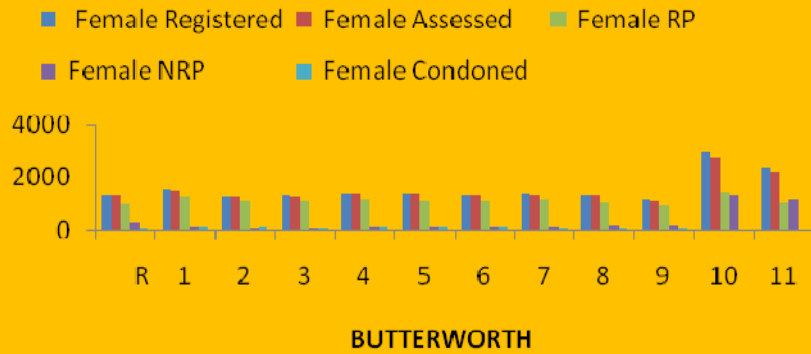
	1	1878	1872	1720	151	1	2194	2186	1949	201
	2	1623	1617	1531	82	4	1799	1784	1564	178
	3	1532	1528	1432	93	3	1748	1968	1537	191
	4	1494	1497	1382	106	9	1587	1585	1376	186
	5	1500	1496	1394	94	8	1529	1511	1355	153
	6	835	851	806	42	3	848	845	764	78
	7	1172	1171	1073	93	5	1146	1143	970	150
	8	1023	998	914	80	4	879	882	762	104
	9	876	847	747	88	12	804	795	683	115
MBIZANA Total		14108	14032	13006	975	51	14727	14865	12964	1513
MT FLETCHER	R	649	648	530	110	8	661	664	514	143
	1	724	723	555	141	27	818	818	571	191
	2	707	667	574	66	27	722	719	540	111
	3	622	618	477	76	65	683	680	486	122
	4	660	647	416	102	129	724	710	385	126
	5	627	613	416	76	121	711	696	374	143
	7	671	647	447	77	123	646	653	381	102
	8	478	469	344	52	73	510	516	335	88
	9	419	414	262	101	51	529	517	270	170
	10	479	440	270	170	0	375	357	176	175
	11	329	297	146	149	2	277	260	128	130
MT FLETCHER Total		6982	6776	4809	1191	776	7281	7192	4499	1604
MT FRERE	R	585	568	448	104	16	597	594	429	127
	1	661	660	537	94	29	685	682	506	136
	2	543	541	460	58	23	648	642	502	102
	3	767	548	463	67	18	690	698	550	98
	4	566	561	455	50	56	608	607	409	125
	5	543	537	429	58	50	629	627	397	124
	7	463	460	401	41	18	487	481	359	89
	8	422	418	357	38	23	434	431	330	67
	9	375	365	325	34	6	383	381	324	47
	10	576	521	233	288	0	545	502	182	316
	11	408	374	166	208	0	272	254	113	141
MT FRERE		6433	6073	4697	1087	289	6543	6460	4508	1458

Total											
MTHATHA	R	4373	4323	3381	787	155	4371	4331	3280	869	
	1	5685	5616	4512	758	346	6085	6087	4589	1098	
	2	4917	4940	4175	530	235	5421	5438	4140	833	
	3	5007	5104	4086	595	423	5476	5429	4081	956	
	4	4711	4700	3875	507	318	5181	5178	3757	954	
	5	4637	4671	3852	502	317	5160	5177	3743	921	
	7	4565	4584	3758	461	365	4344	4290	3223	699	
	8	4332	4285	3457	509	319	3821	3783	2699	637	
	9	3789	3722	2896	468	358	3361	3289	2404	537	
	10	3702	4096	2122	1901	73	3304	3365	1534	1686	
	11	3975	3729	2032	1668	29	2712	2724	1356	1209	
MTHATHA Total		54650	54729	42263	9170	3296	53904	53759	38296	11142	
NGCOBO	R	1081	1021	842	167	12	1089	1038	862	171	
	1	1544	1486	1232	222	32	1705	1664	1251	368	
	2	1343	1312	1161	130	21	1496	1496	1140	237	
	3	1366	1316	1113	149	54	1549	1528	1234	252	
	4	1334	1296	1057	178	61	1551	1547	1040	304	
	5	1272	1256	994	138	124	1478	1470	1105	252	
	7	1141	1097	958	91	48	1215	1225	929	206	
	8	1077	1051	864	110	77	1011	981	793	124	
	9	1049	1027	873	102	52	920	894	706	149	
	10	984	922	447	461	14	912	856	382	468	
	11	793	723	295	397	31	555	538	237	299	
NGCOBO Total		14174	13679	10812	2253	614	14890	14728	10750	3024	
PORT ELIZABETH	R	3090	2822	2471	279	72	3024	2817	2479	280	
	1	6228	6170	5225	753	192	6787	6709	5594	1026	
	2	5300	5227	4796	312	119	5436	5473	4854	494	
	3	5159	5109	4652	243	214	5404	5362	4743	420	
	4	5211	5163	4791	241	131	5633	5612	4940	510	
	5	5454	5437	5008	190	239	5524	5459	4943	348	
	7	5468	5340	5015	137	188	5418	5446	4882	292	
	8	6286	6066	5311	541	214	6160	5972	4858	862	

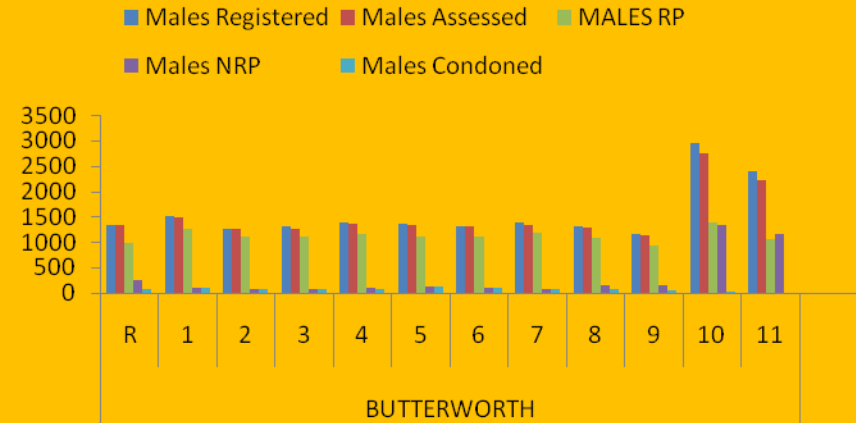
	9	6080	5837	4092	867	878	5741	5536	3329	1285
	10	6634	6305	4418	1717	170	5774	5595	3654	1820
	11	6278	6052	4326	1564	162	4968	4856	3305	1412
PORT ELIZABETH Total		66678	65024	55217	7022	2785	65606	64534	52672	9147
QUEENSTOWN	R	415	400	375	19	6	492	489	459	25
	1	589	582	533	42	7	602	597	508	82
	2	515	511	476	28	7	607	598	535	40
	3	500	493	463	9	21	520	516	469	22
	4	480	475	441	32	2	591	586	508	64
	5	521	515	490	23	2	567	559	508	46
	6	510	497	464	24	9	637	631	550	55
	7	467	463	430	29	4	470	464	411	46
	8	533	516	432	64	20	582	580	451	95
	9	510	495	300	146	49	553	533	293	180
	10	640	596	366	225	5	593	562	281	267
	11	535	496	248	235	13	478	463	235	223
QUEENSTOWN Total		6215	6039	5018	876	145	6692	6578	5208	1145
QUMBU	R	2416	2362	2011	339	12	2380	2358	2011	329
	1	2591	2555	2207	342	6	2753	2765	2241	511
	2	2249	2225	2000	208	17	2390	2358	1983	343
	3	2111	2082	1895	174	13	2437	2415	2033	338
	4	2179	2159	1864	236	59	2630	2605	2083	459
	5	2266	2229	2002	200	27	2419	2409	1865	477
	6	2078	2036	1833	149	54	2229	2213	1835	308
	7	2146	2111	1863	190	58	2188	2154	1672	397
	8	2087	2070	1780	229	61	2058	2137	1704	335
	9	2023	1969	1460	341	168	1895	1859	1236	498
	10	1965	1833	1090	742	1	1612	1511	782	724
	11	1466	1393	675	718	0	1003	952	537	415
QUMBU Total		25577	25024	20680	3868	476	25994	25736	19982	5134
STERKSPRUIT	R	603	603	588	12	3	632	624	599	20
	1	972	970	711	183	76	1038	1009	645	275

	2	805	804	641	99	64	778	772	527	154
	3	790	786	588	102	96	879	869	613	145
	4	838	837	545	141	151	941	939	514	238
	5	747	752	485	108	159	827	825	468	158
	6	38	38	32	1	5	46	46	33	3
	7	737	729	543	71	115	762	774	476	146
	8	1141	1128	676	248	204	1236	1232	670	277
	9	1302	1270	584	319	367	1315	1275	616	391
	10	2657	2551	1354	1175	22	2521	2422	1157	1265
	11	2130	2046	999	1049	-2	1778	1673	819	853
STERKSPRUIT Total		13667	13205	8225	3581	1399	13466	13171	7510	4048
UITENHAGE	R	2128	2116	1976	130	10	2042	2031	1901	109
	1	3947	3910	3382	464	64	4193	4164	3343	758
	2	3082	3053	2817	189	47	3213	3208	2830	267
	3	3141	3135	2931	144	60	3264	3248	2876	193
	4	3266	3253	2977	240	36	3387	3375	2876	412
	5	3018	3001	2783	177	41	3076	3063	2688	309
	6	48	48	46	2	0	35	35	29	6
	7	2742	2675	2561	100	14	2727	2718	2515	150
	8	3195	3057	2534	457	66	3328	3142	2444	614
	9	2471	2267	1631	419	217	2773	2559	1675	681
	10	2375	2248	1561	675	12	2517	2360	1429	908
	11	2335	2189	1370	822	-3	2165	2097	1293	783
UITENHAGE Total		34794	33933	29346	3969	618	35666	34931	28499	5383
Grand Total		483939	473971	380433	72012	21534	491540	485010	365441	92345

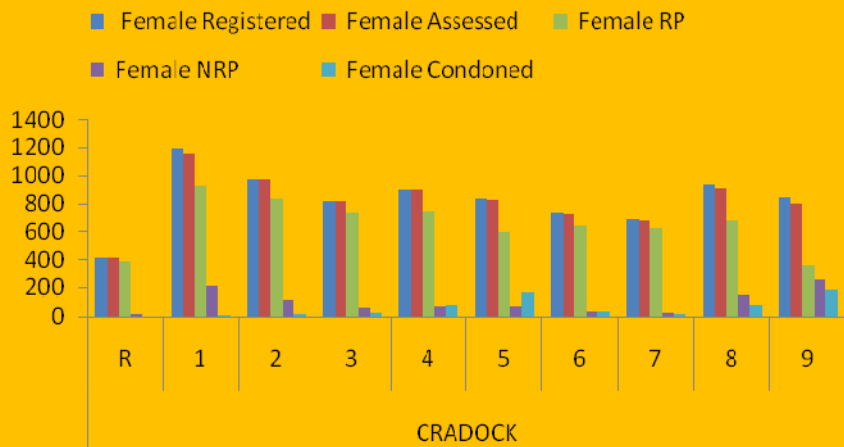
Grade R-11 Female Performance



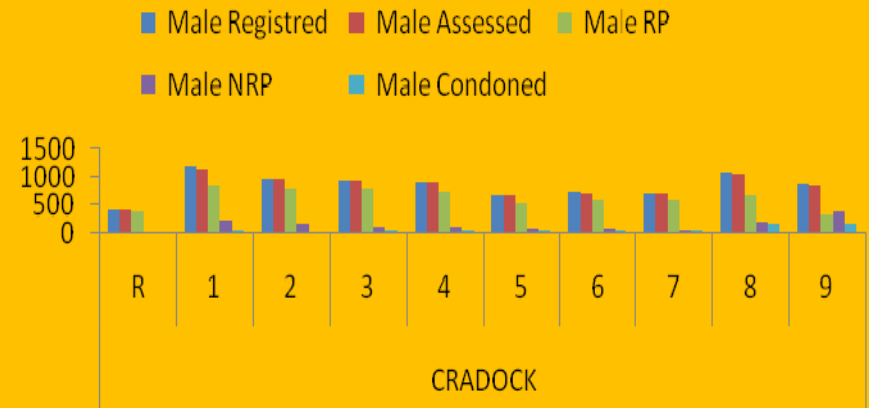
Grade R-11 Male Performance



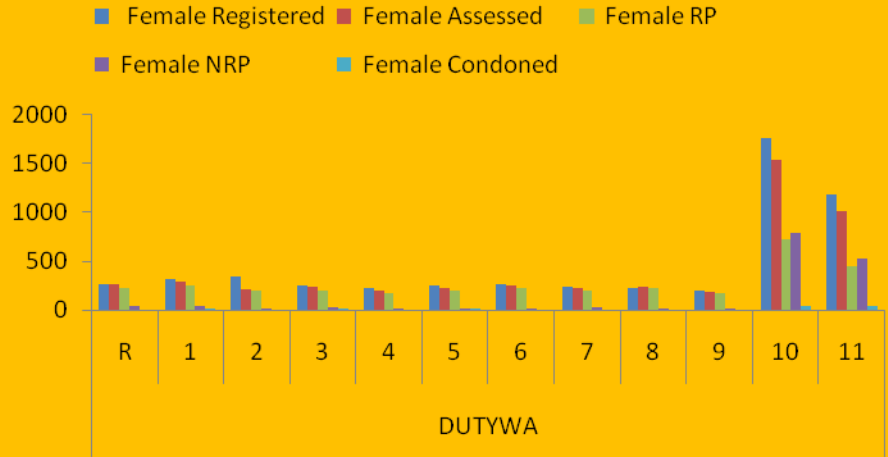
Grade R-11 Female Performance



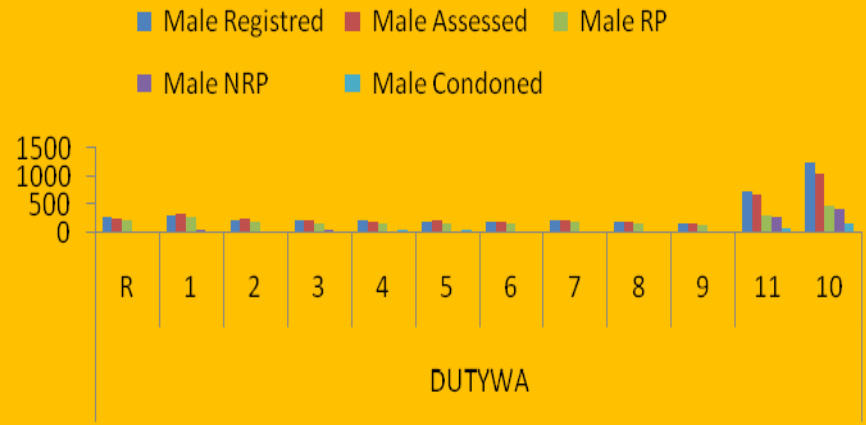
Grade R-11 Male Performance



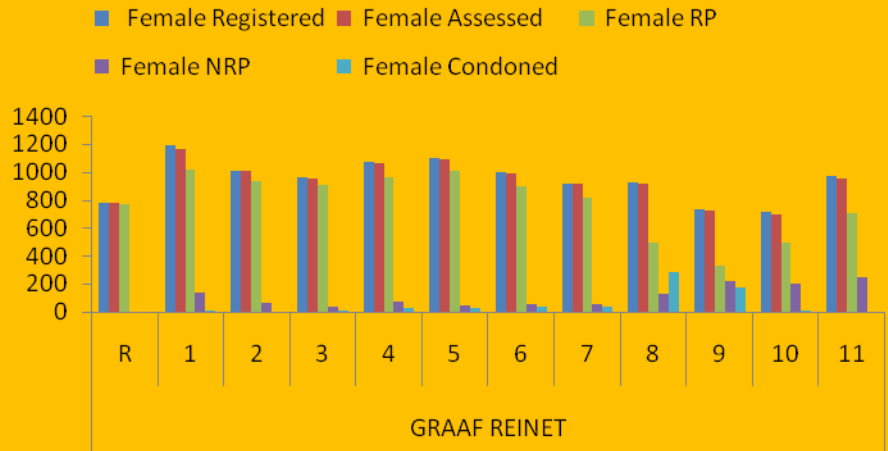
Grade R-11 Female Performance



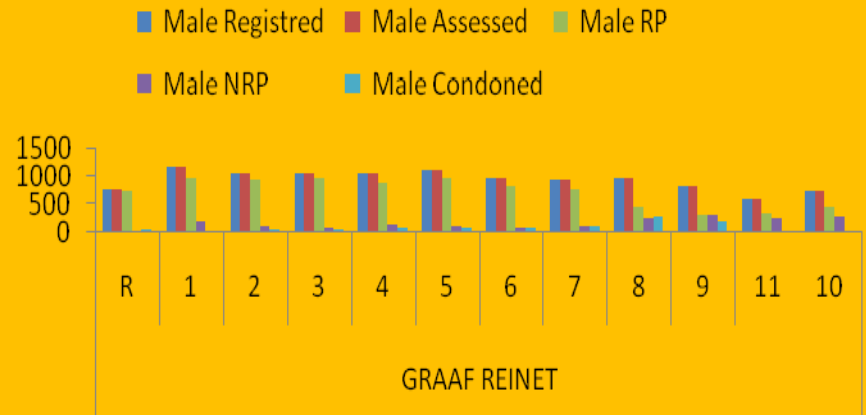
Grade R-11 Male Performance



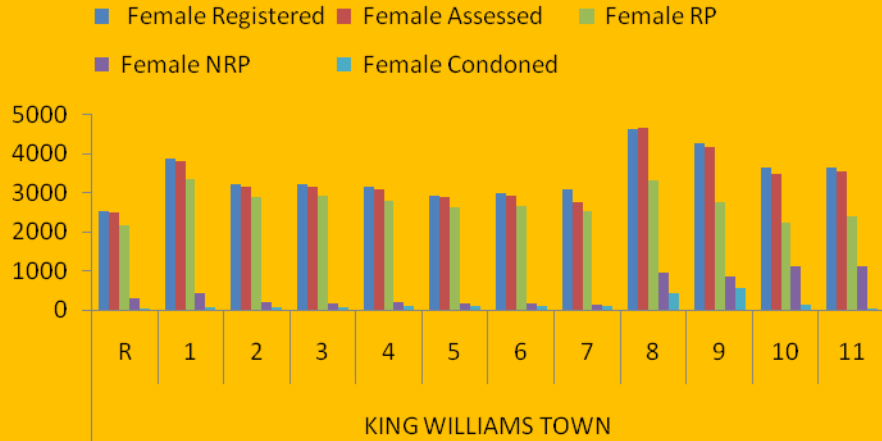
Grade R-11 Female Performance



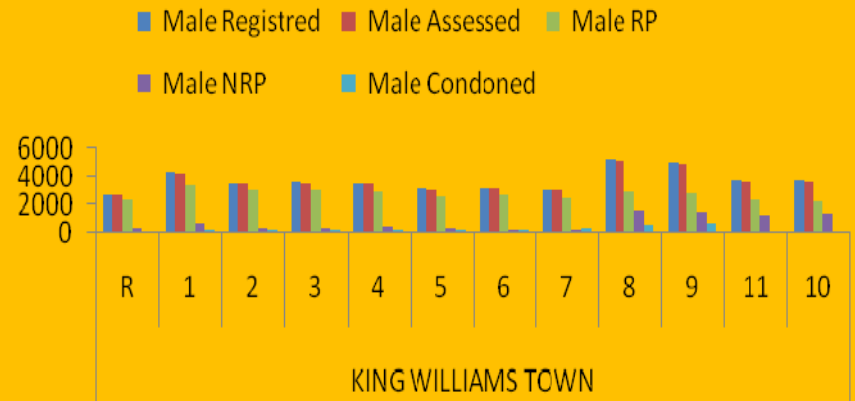
Grade R-11 Male Performance



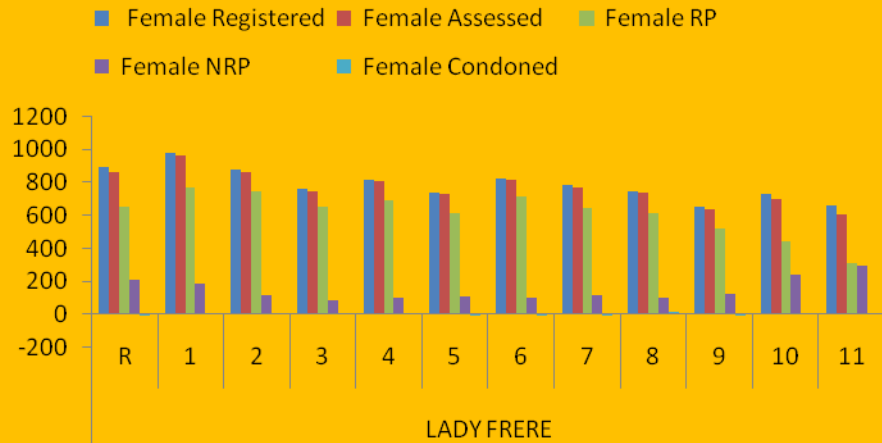
Grade R-11 Female Performance



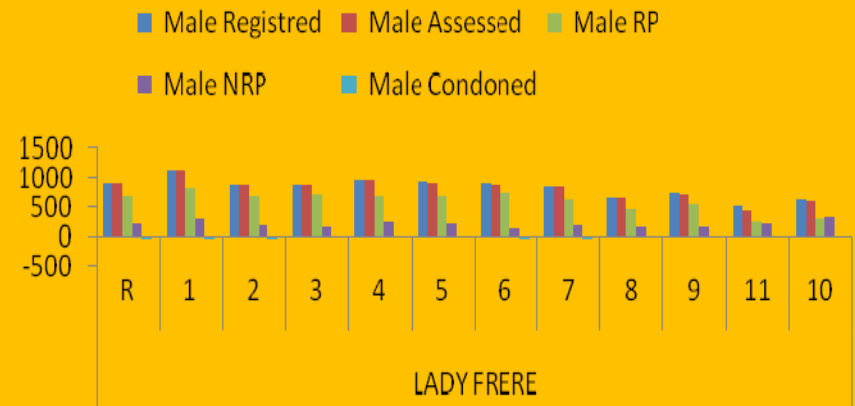
Grade R-11 Male Performance



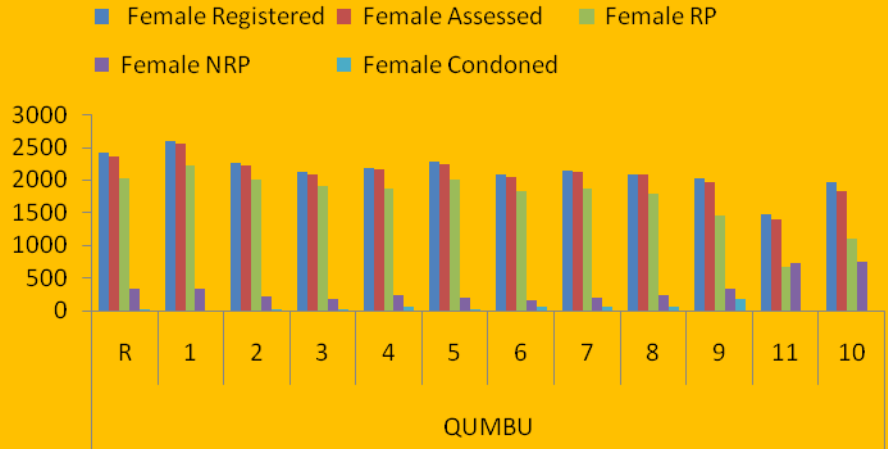
Grade R-11 Female Performance



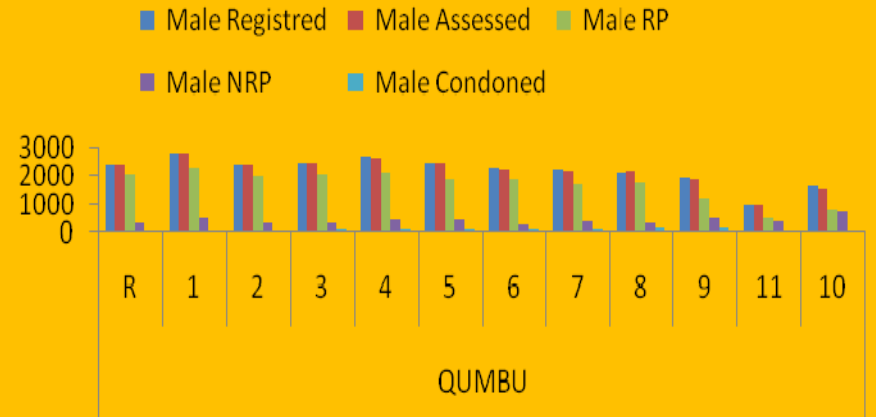
Grade R-11 Male Performance



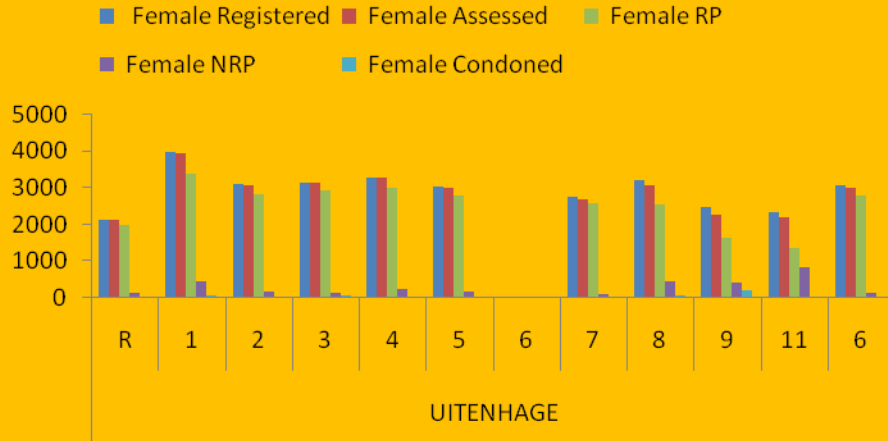
Grade R-11 Female Performance



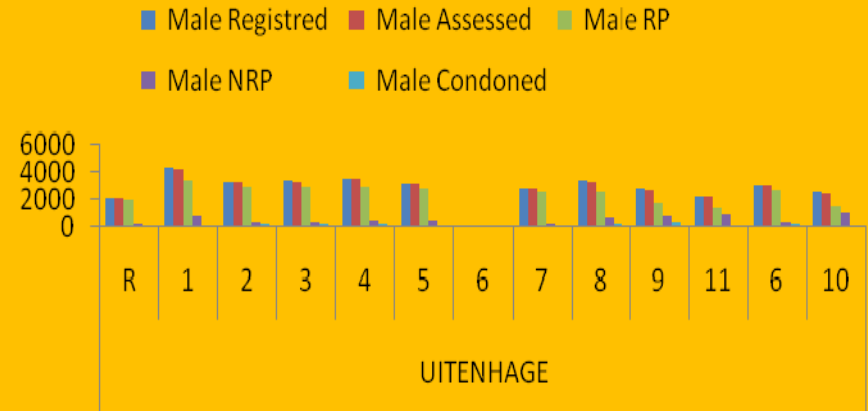
Grade R-11 Male Performance



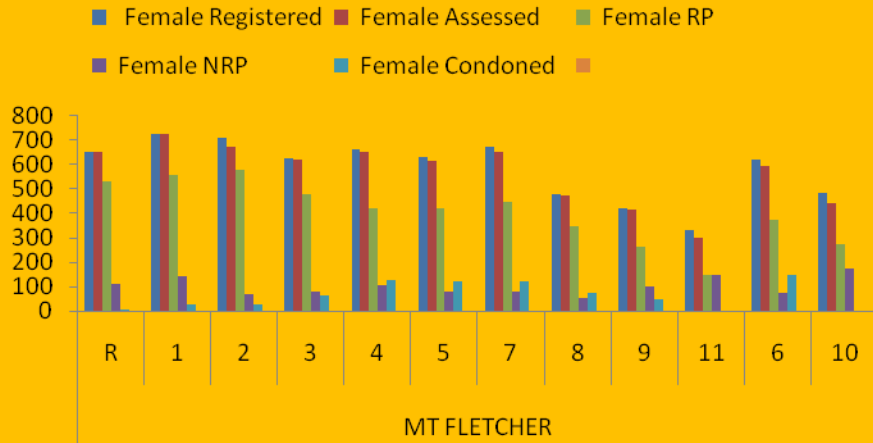
Grade R-11 Female Performance



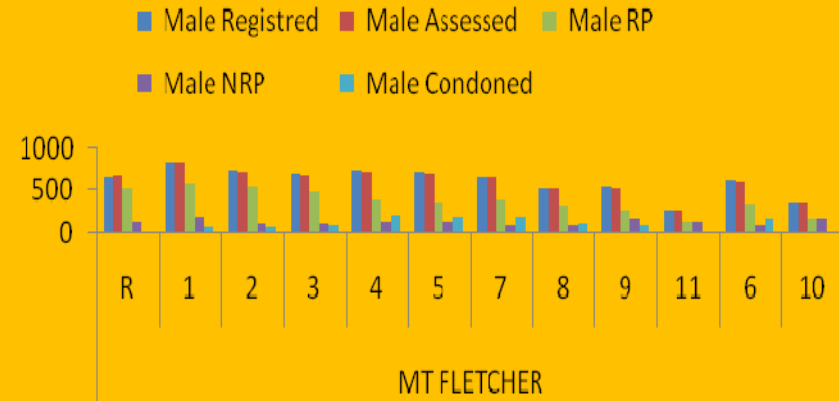
Grade R-11 Male Performance



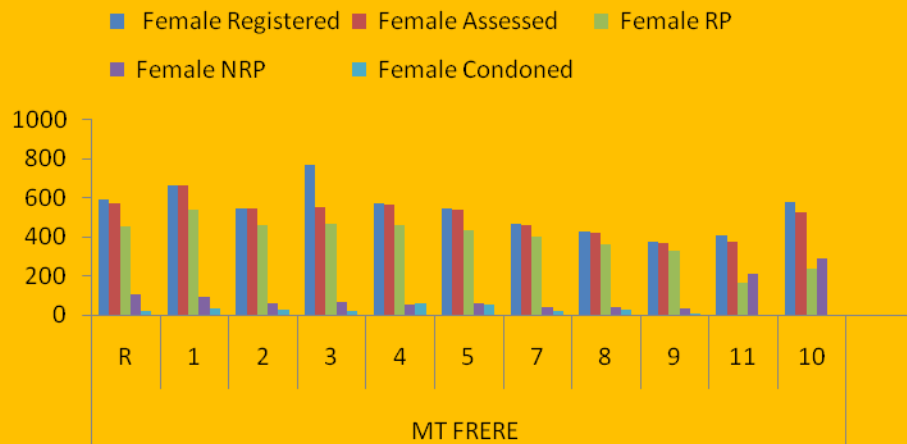
Grade R-11 Female Performance



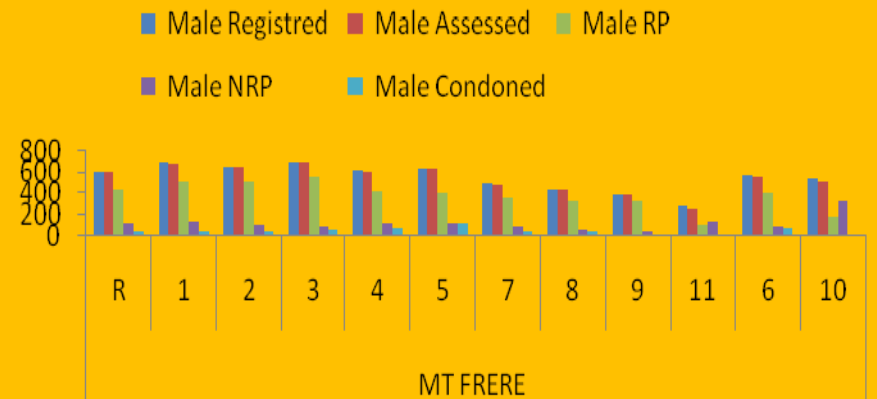
Grade R-11 Male Performance



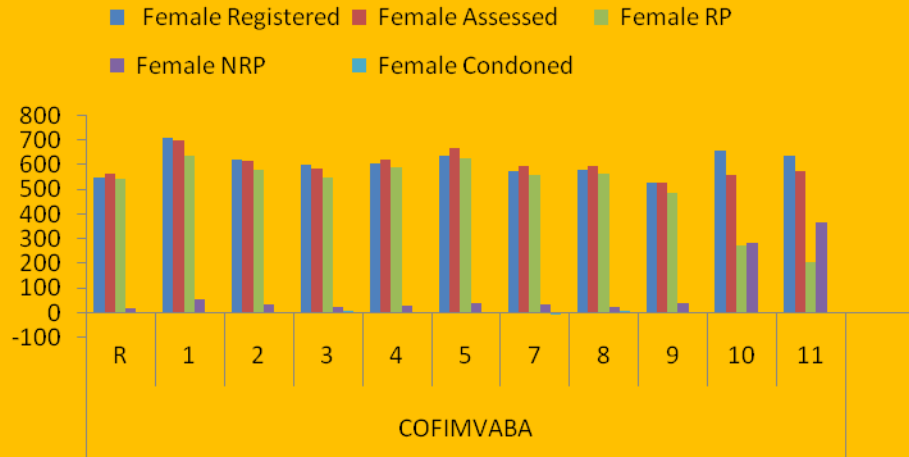
Grade R-11 Female Performance



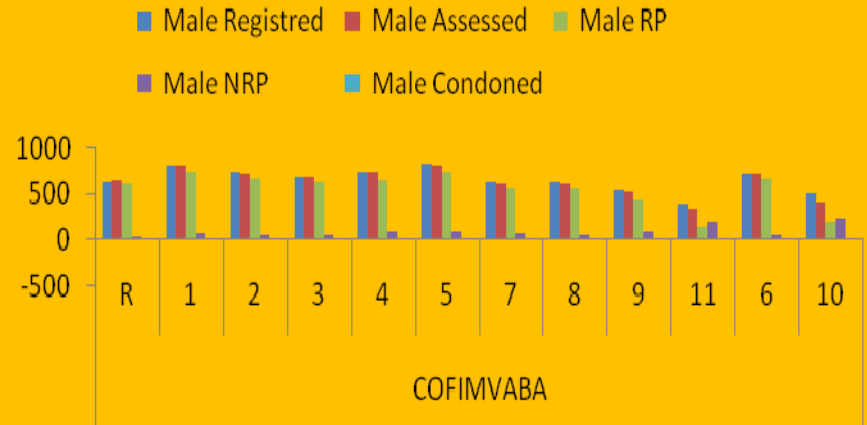
Grade R-11 Male Performance



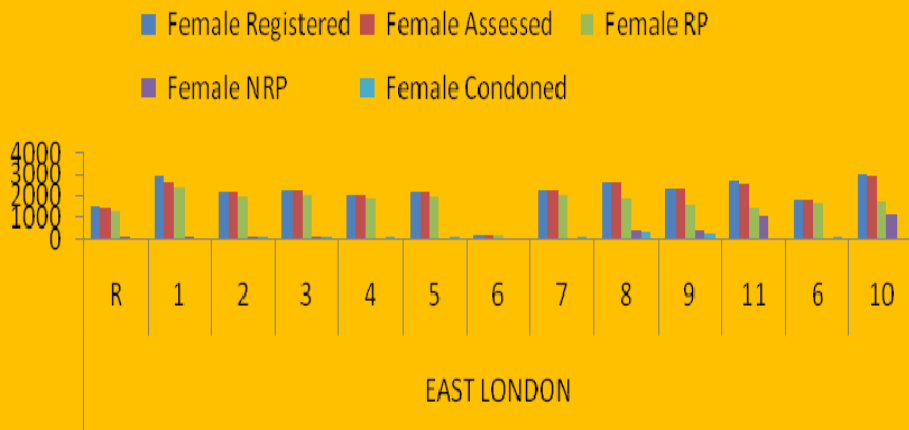
Grade R-11 Female Performance



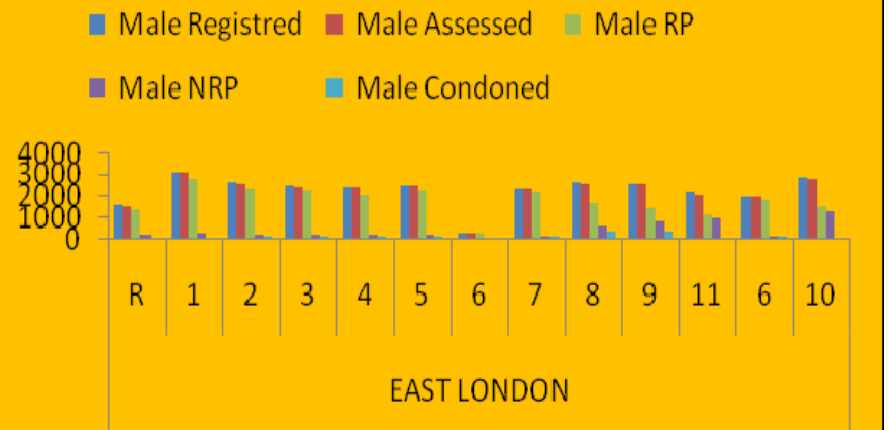
Grade R-11 Male Performance



Grade R-11 Female Performance

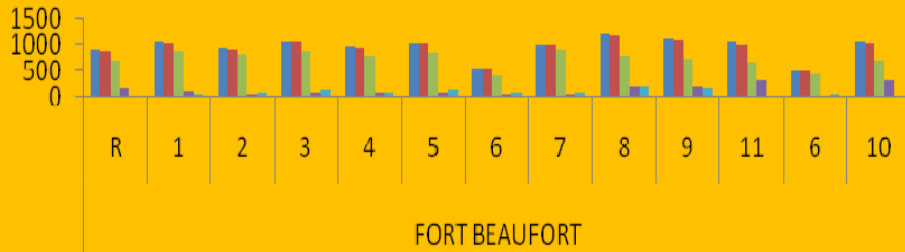


Grade R-11 Male Performance



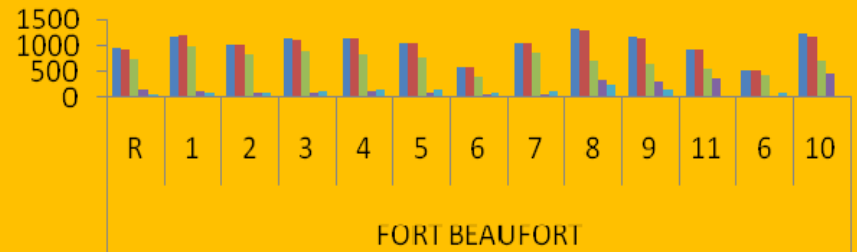
Grade R-11 Female Performance

■ Female Registered ■ Female Assessed ■ Female RP
■ Female NRP ■ Female Condoned

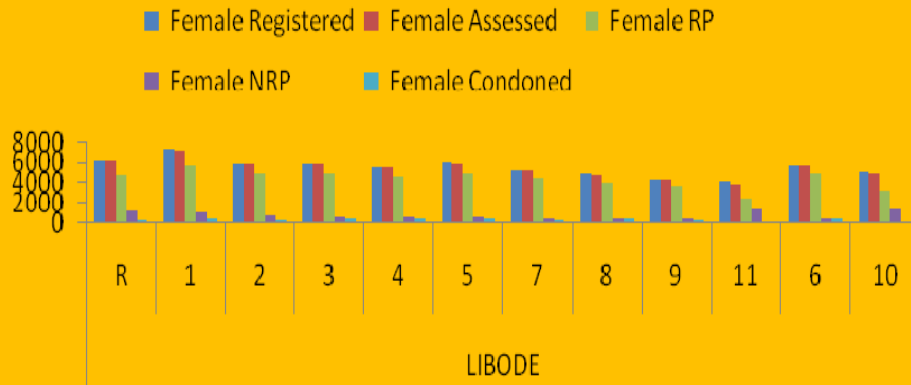


Grade R-11 Male Performance

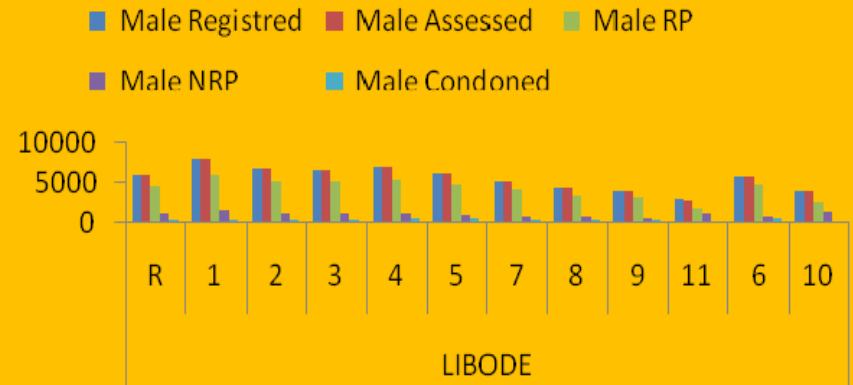
■ Male Registered ■ Male Assessed ■ Male RP
■ Male NRP ■ Male Condoned



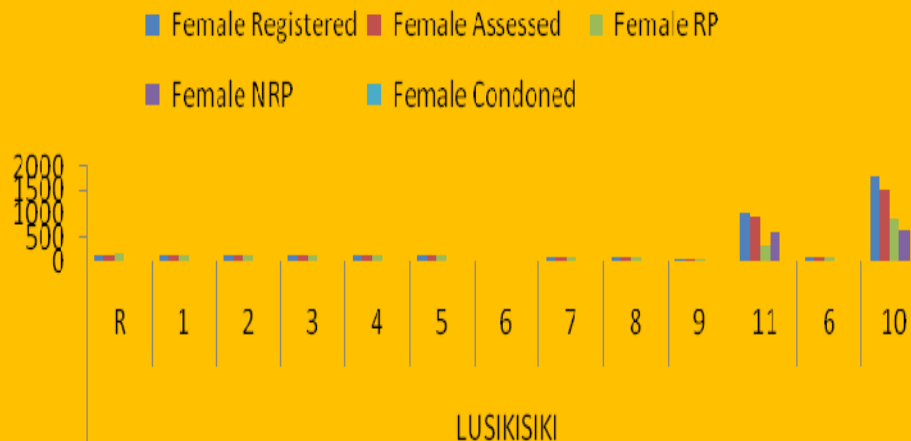
Grade R-11 Female Performance



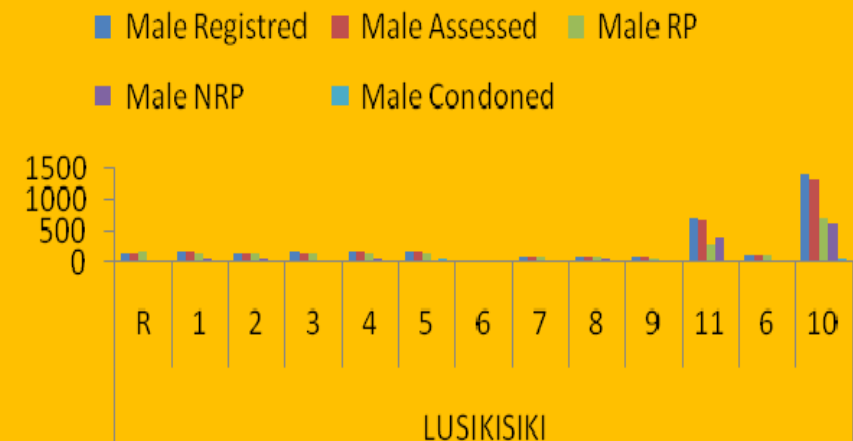
Grade R-11 Male Performance



Grade R-11 Female Performance



Grade R-11 Male Performance




Grade R-11 Female Performance

■ Female Registered ■ Female Assessed ■ Female RP
■ Female NRP ■ Female Condoned

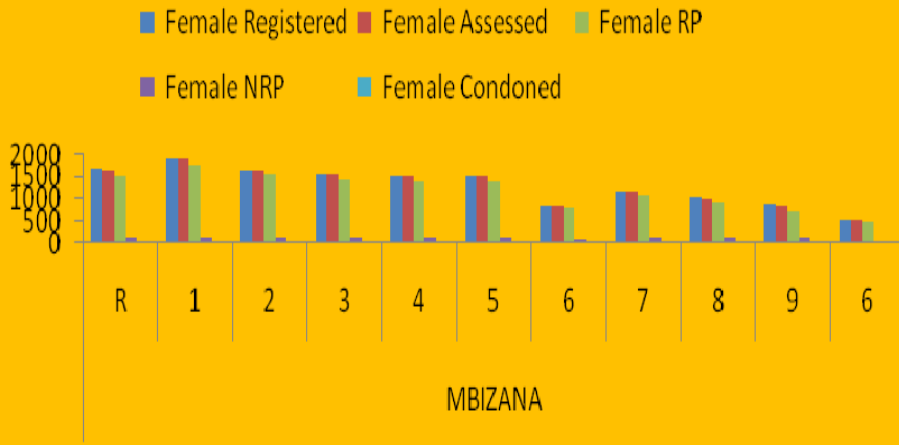


Grade R-11 Male Performance

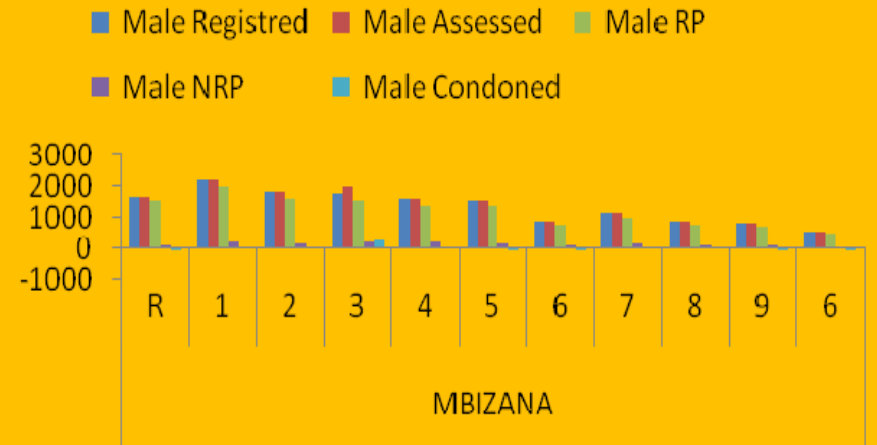
■ Male Registered ■ Male Assessed ■ Male RP
■ Male NRP ■ Male Condoned



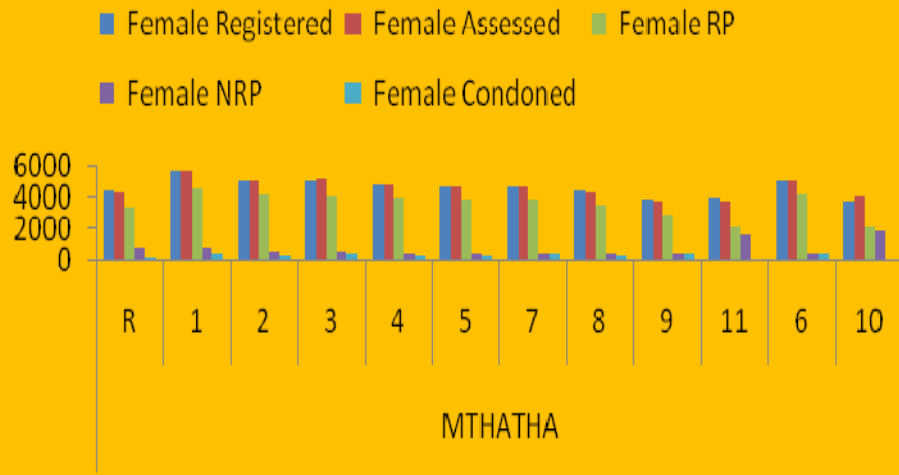
Grade R-11 Female Performance



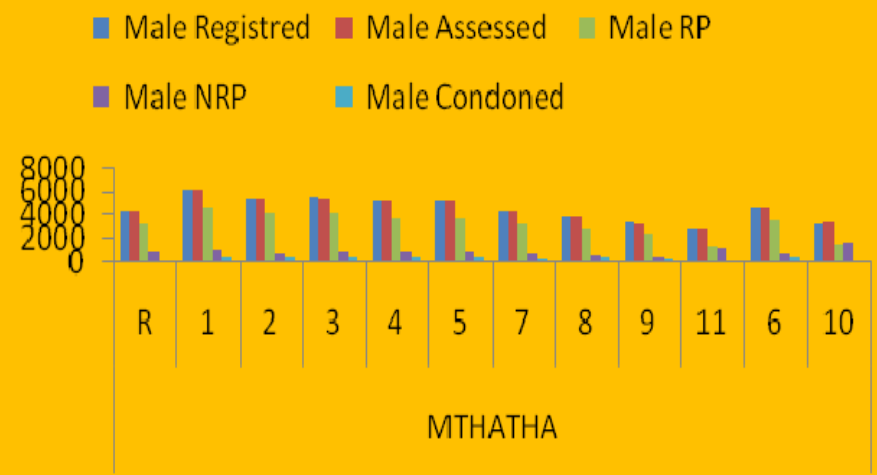
Grade R-11 Male Performance



Grade R-11 Female Performance



Grade R-11 Male Performance



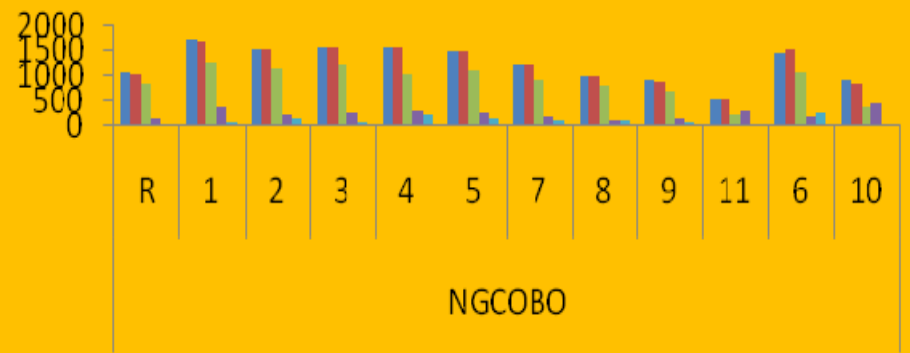
Grade R-11 Female Performance

■ Female Registered ■ Female Assessed ■ Female RP
■ Female NRP ■ Female Condoned



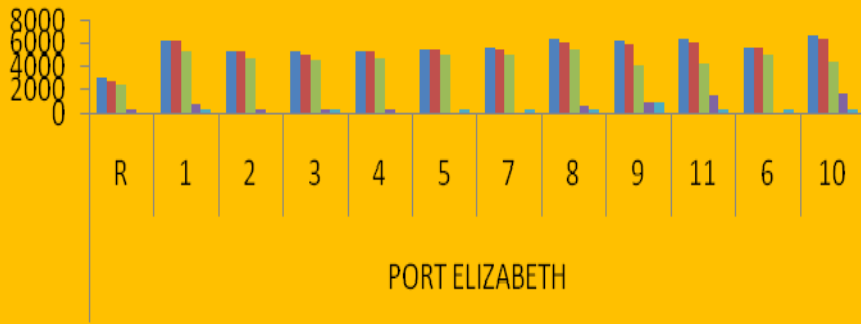
Grade R-11 Male Performance

■ Male Registered ■ Male Assessed ■ Male RP
■ Male NRP ■ Male Condoned



Grade R-11 Female Performance

- Female Registered
- Female Assessed
- Female RP
- Female NRP
- Female Condoned



Grade R-11 Male Performance

- Male Registered
- Male Assessed
- Male RP
- Male NRP
- Male Condoned



Grade R-11 Female Performance

- Female Registered
- Female Assessed
- Female RP
- Female NRP
- Female Condoned



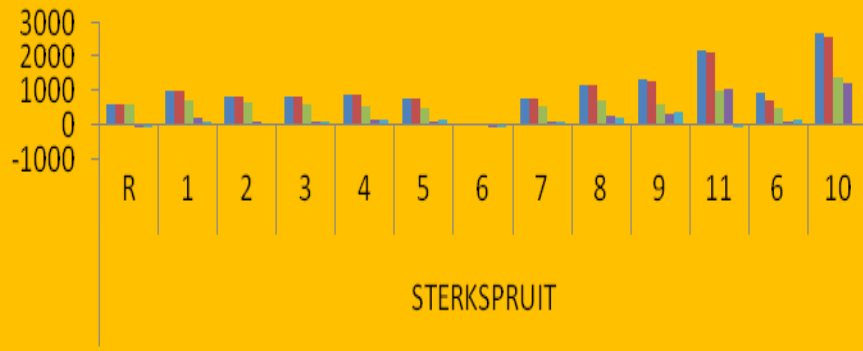
Grade R-11 Male Performance

- Male Registered
- Male Assessed
- Male RP
- Male NRP
- Male Condoned



Grade R-11 Female Performance

- Female Registered
- Female Assessed
- Female RP
- Female NRP
- Female Condoned



Grade R-11 Male Performance

- Male Registered
- Male Assessed
- Male RP
- Male NRP
- Male Condoned

